



Description

Prysmian offers a new line of indoor and outdoor polymer terminations available for 5kV, 15KV, 25/28KV and 35KV applications. The Elaspeed® outdoor PCT(with sheds) and indoor PICT(without sheds) are medium voltage cold shrink polymer terminations designed for fast, easy and reliable installation.

The Elaspeed® terminations shrink evenly on the cable as the inner support core is removed. No complicated assembly or heat is required. Simply pull out the support core and allow the termination to shrink in order to create a tight void free interface between the termination and the cable. This also provides a superior moisture seal.

All of the Prysmian PCT and PICT terminations meet or exceed the stringent requirements mandated by the IEEE standard 48 for class 1 accuracy are increased.

Specifications

IEEE IEEE 48

HN HN-CC 650 in Europe

Design Features

Unit Construction

- Both the silicone polymer housing and the stress relief material are assembled on a spiral support tube. This enables the installer to apply the termination on the cable with a high degree of ease and accuracy.

External Housing

- The silicone polymer housing has a superior memory along with excellent tracking and weathering resistance.

Stress Control

- Stress control is maintained using a material with a high dielectric constant, which provides a uniform stress relief in critical areas.

Range Covering Capability

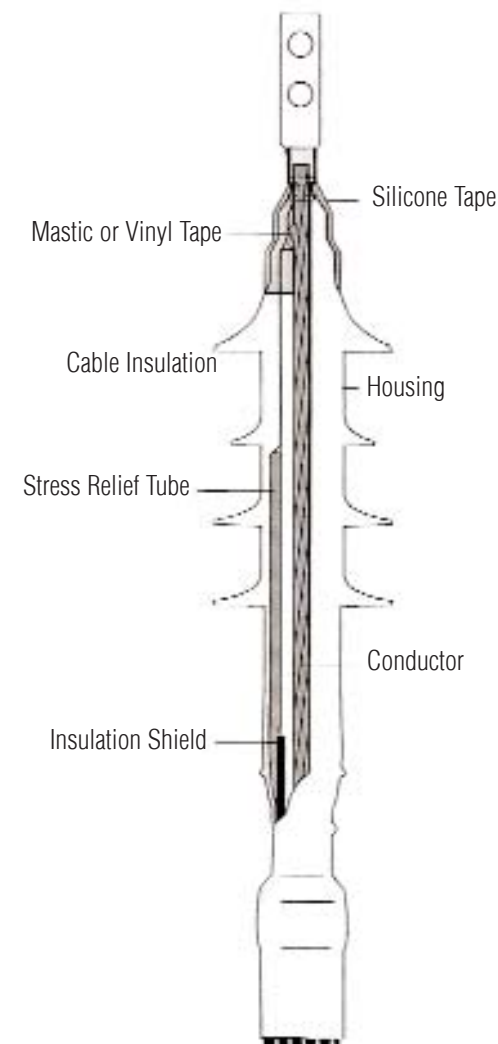
- The PCT and PICT terminations cover a broad range of cable sizes and voltages with the fewest number of units.

Shed Design

- Three designs for superior performance under all conditions.
Four sheds for 15KV outdoor.
Six sheds for 25/28KV outdoor.
Eight sheds for 35KV outdoor.

Installation

- The PCT and the PICT series are designed to give consistent proper positioning of the unit. Additionally, the pull down base gives greater flexibility and sealing when used on jacketed concentric neutral cables.



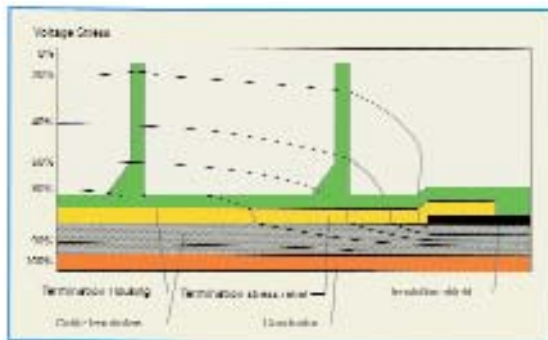
ELASPEED™ MEDIUM VOLTAGE COLD SHRINK TERMINATIONS

Technical Specifications

Type	PCT15	PCT25	PCT35	PICT15
Sizes Available *	1,2,4	2,4	2,4	1,2,4
Voltage Rating (kV)	15	25/28	35	15
Number of Sheds	4	6	8	0
Minimum Strike Distance (In)	11.6	14.5	16.8	8.4
Creepage Distance (In)	15.0	22.8	30.0	8.4
Max. Design Voltage to Ground (kV)	9.5	16	22	9.5
Corona Extinction Voltage (kV) (< 3pc.)				
(Partial Discharge)	13	21	30	13
Insulation Withstand Voltage				
Lightning Impulse (BIL)				
Dry Withstand (kV Crest)	110	150	200	110
10 Sec Wet (60 Hz) (kV)	45	60	80	--
1 Minute Dry (60 Hz) (kV)	50	65	90	50
6 Hour Dry (60 Hz) (kV)	35	55	75	35
DC Withstand 15 Min. Dry (kV)	75	105	140	75

*Sizes (cable insulation diameter ranges):
1=0.64-1.12", 2=0.84-1.38", 4=1.30-2.10"

Stress Distribution



The PCT and PICT terminations provide electrical stress control by utilizing a flexible tube with a high permittivity dielectric constant. The stress relief tube is pre-assembled under the polymer housing. As the core is removed, both the tube and the housing shrink onto the cable in exactly the right position. When energized the electrical field is refracted through the stress relief tube and housing as shown above.

Ease of Installation

1. Final Cable Prep



2. Placement of Termination



3. Support Core Removal



4. Completed Assembly



PRODUCT NOTES:

▲ Items are Prysmian authorized stock.

*Cable dimensions per AEIC CS8, compressed conductor.
For all other constructions, verify that actual dimensions of the cable fall within Insulation Diameter tolerances.

Information Subject to Change without Notice.



1-800-845-8507 (US) • 1-800-937-3726 (NJ)
1-800-263-4405 (West-CAN)
1-800-361-1418 (East-CAN)

www.prysmianusa.com
www.prysmiancanada.com

ELASPEED™ MEDIUM VOLTAGE COLD SHRINK TERMINATIONS

Ordering Information

PCT 15kV Outdoor Terminations

Cable Range (Insulation O.D.) (Inches)	Jacketed Concentric Neutral Cable Catalog No.	Concentric Neutral Cable Catalog No.	Metallic Tape & Drain Wire Cable Catalog No.	Number of Sheds
0.64 to 1.12	PCT15J1	PCT15C1	PCT15M1	4
0.84 to 1.38	PCT15J2	PCT15C2	PCT15M2	4
1.30 to 2.10	PCT15J4	PCT15C4	PCT15M4	4

PCT 25/28kV Outdoor Terminations

Cable Range (Insulation O.D.) (Inches)	Jacketed Concentric Neutral Cable Catalog No.	Concentric Neutral Cable Catalog No.	Metallic Tape & Drain Wire Cable Catalog No.	Number of Sheds
0.84 to 1.38	PCT25J2	PCT25C2	PCT25M2	6
1.30 to 2.10	PCT25J4	PCT25C4	PCT25M4	6

PCT 35kV Outdoor Terminations

Cable Range (Insulation O.D.) (Inches)	Jacketed Concentric Neutral Cable Catalog No.	Concentric Neutral Cable Catalog No.	Metallic Tape & Drain Wire Cable Catalog No.	Number of Sheds
0.84 to 1.38	PCT35J2	PCT35C2	PCT35M2	8
1.30 to 2.10	PCT35J4	PCT35C4	PCT35M4	8

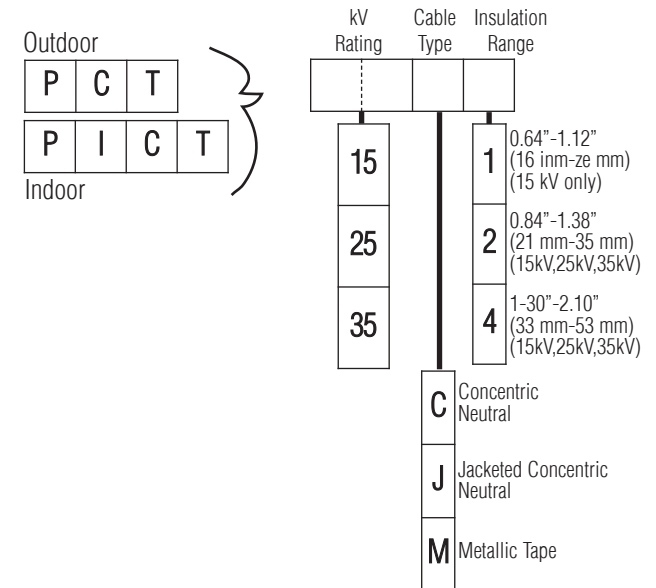
PICT 15kV Indoor Terminations

Cable Range (Insulation O.D.) (Inches)	Jacketed Concentric Neutral Cable Catalog No.	Metallic Tape & Drain Wire Cable Catalog No.	Number of Sheds
0.64 to 1.12	PICT15J1	PICT15M1	No Sheds
0.84 to 1.38	PICT15J2	PICT15M2	
1.30 to 2.10	PICT15J4	PICT15M4	

The Prysmian Terminations can also be supplied with:
Copper or aluminum lugs - (1 hole or 2 hole)
Copper or aluminum pin terminals and also Bi-metallic
pin terminals

The basic termination is selected based on four factors.

1. TYPE - PCT (outdoor) PICT (indoor)
2. VOLTAGE - 15, 25/28 & 35 kV
3. CABLE METALLIC SHIELD
4. INSULATION DIAMETER



PRODUCT NOTES:

▲ Items are Prysmian authorized stock.

*Cable dimensions per AEIC CS8, compressed conductor.
For all other constructions, verify that actual dimensions
of the cable fall within Insulation Diameter tolerances.

Information Subject to Change without Notice.



1-800-845-8507 (US) • 1-800-937-3726 (NJ)
1-800-263-4405 (West-CAN)
1-800-361-1418 (East-CAN)

www.prysmianusa.com
www.prysmiancanada.com