



Description

Three or four conductor cable with stranded copper conductors, extrude insulation system consisting of high dielectric strength Crosslinked Polyethylene, cabled with fillers and grounding conductors, foamed polymeric layer for superior mechanical protection, longitudinally applied aluminum tape, extruded oil and hydrocarbon resistant polymeric layer, and overall moisture and sun resistant black PVC jacket. Suitable for Class I Division 2 locations.

Specifications

Ratings

ICEA	ICEA S-95-658	For TC USE
UL	UL 44	Direct Buried
NEMA	NEMA WC70	Sunlight Resistant ER "Exposed Run" Rated Single Conductor Rated XHHW-2 CSA FT4 Flame Test CSA Cold Bend (-40°) IEEE 383 Flame Test ICEA T-29-520 at 210,000BTU/hr

For 90°C continuous use in wet or dry conditions.

Design Parameters

Conductor

- Class B concentric compressed strand soft drawn annealed copper per ASTM.

Insulation

- High dielectric strength crosslinked polyethylene insulation to ICEA S-95-658/NEMA WC70 and UL Standard 44 for type XHHW-2

Grounding Conductors

- Bare stranded copper conductor per UL, ICEA, and ASTM.

Assembly

- Phase identified conductors cabled with fillers and a grounding conductor, forming a firm and cylindrical cable core.

Mechanical Protection

- High strength and high crush resistant Air Bag™ layer extruded over the core assembly

Chemical Protection

- A layer of Drylam™ which consists of aluminum tape acting as a moisture barrier and a chemical resistant extruded polymer layer.




Jacket

- Sunlight and moisture resistant polyvinyl chloride (PVC) jacket.

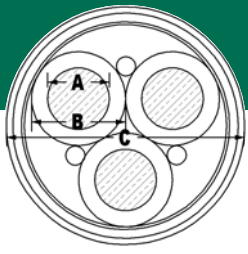
Options

- Colored Jackets
- Low Smoke Halogen Jacket
- Compact Conductors

Installations

-  In Cable Tray
-  Conduit in Air
-  Direct Buried
-  Underground Duct
-  Isolated in Air
-  Wet Locations
-  Dry Locations
-  Industrial
-  With Messenger

*Used where CCW cables are used in Class 1 Div 2 areas.



600V 3C AIRGUARD™ (Replacement for CCW type cables*)

600V

Product Number	Conductor	Insulation Thickness (mils)		Ground Wires		Conductor Diameter (in.)			Overall Jacket Diameter (in.)	Cable Weight (lbs/100)	Minimum Bending Radius (in.)	† Ampacity (Amps)	‡ Impedance (micro-ohms/foot)
		No.	Size	(A)	(B)	(C)	±90°C	Pos/Neg Seq					
600V AIRGUARD Three Conductor													
call Prysmian	14 AWG CU	30	3	18 AWG	0.070	0.14	0.57	244	4	25	3289 + j37		
call Prysmian	12 AWG CU	30	3	16 AWG	0.089	0.16	0.62	302	5	30	2076 + j35		
call Prysmian	10 AWG CU	30	3	14 AWG	0.112	0.18	0.68	380	5	40	1301 + j33		
Q00580A	8 AWG CU	45	3	14 AWG	0.141	0.24	0.81	529	6	55	815 + j35		
Q01580A	6 AWG CU	45	3	12 AWG	0.178	0.28	0.94	748	7	75	514 + j33		
Q02580A	4 AWG CU	45	3	12 AWG	0.225	0.33	1.04	968	8	95	323 + j31		
Q04580A	2 AWG CU	45	3	10 AWG	0.283	0.38	1.18	1340	9	130	203 + j30		
Q06580A	1 AWG CU	55	3	10 AWG	0.322	0.44	1.32	1640	10	150	161 + j29		
Q08580A	1/0 AWG CU	55	3	10 AWG	0.361	0.48	1.41	1918	10	170	128 + j28		
Q09580A	2/0 MCM CU	55	3	10 AWG	0.418	0.53	1.52	2292	11	195	102 + j28		
Q0B580A	4/0 MCM CU	55	3	8 AWG	0.512	0.63	1.83	3450	13	260	64 + j27		
Q0C580A	250 MCM CU	65	3	8 AWG	0.558	0.70	1.98	4024	14	290	54 + j27		
Q0D580A	350 MCM CU	65	3	7 AWG	0.661	0.80	2.22	5312	16	350	39 + j26		
QXZ308A	400 MCM CU	65	3	7 AWG	0.706	0.85	2.41	6008	17	380	34 + j26		
Q0E580A	500 MCM CU	65	3	6 AWG	0.789	0.93	2.53	7194	18	430	28 + j25		
306451A*	750 MCM CU	80	3	5 AWG	0.917	1.09	3.02	10518	22	535	19 + j26	*Compact Conductor	

Information Subject to Change without Notice.

PRODUCT NOTES:

▲ Items are Prysmian authorized stock.
 The above dimensions are approximate and subject to normal manufacturing tolerances.
 All metric (SI) dimensions are derived from a soft conversion.

† Ampacities are based on the following:

‡ Not more than three current carrying conductors in Raceway, Cable, or Earth (direct buried), based on ambient temperature of 30°C (86°F). Per NEC Table 310.16.

‡‡ Impedance based on 90°C and no return in the earth.



1-800-845-8507 (US)
 1-800-263-4405 (West-CAN)
 1-800-361-1418 (East-CAN)

www.prysmianusa.com
 www.prysmiancanada.com