

Description

Single conductor cable with filled strand or solid aluminum or copper conductors, triple extruded insulation system consisting of a thermosetting semiconducting conductor shield, high dielectric strength VOLTALENE™ TRXLPE insulation, thermosetting semiconducting insulation shield, semiconducting water swellable layer, Sealed LC Shield®, Water Swellable Bridging Tape, linear low-density polyethylene (LLDPE) jacket.

Specifications

Ratings


AEIC AEIC CS8

ICEA ICEA S-97-682

ICEA ICEA T-31-610

ICEA ICEA T-34-664

For 90°C continuous, 130°C emergency, 250°C short-circuit operation.



Design Parameters

Conductor

- Solid or Class B Compressed concentric strand Aluminum alloy 1350 or soft drawn annealed copper per ASTM. Stranded conductors are water-blocked with STRANDSEAL® conductor filling compound filling compound.

Conductor Shield

- Extruded thermosetting semiconducting shield which is free stripping from the conductor and bonded to the insulation.

Insulation

- Natural high dielectric strength VOLTALENE™ TRXLPE insulation, exhibiting an optimum balance of mechanical and electrical properties, insuring resistance to treeing.

Insulation Shield

- Extruded thermosetting semiconducting shield with controlled adhesion to the insulation providing the required balance between electrical integrity and ease of stripping.

Water Swellable Layer

- Semi-conducting water swellable tape applied underneath the LC Shield® to prevent radial water penetration.

LC Shield®

- A transversely corrugated copper tape is longitudinally applied over the semiconducting water swellable tape, overlapped, and sealed with a flexible hot-melt adhesive. This design prevents the ingress of water radially into the insulation system and accommodates the expansion and contraction of the cable during thermal cycling. Ripcords are applied under LC Shield® and semi-conducting tape to facilitate removal.

Water Swellable Layer

- Water swellable agents over the LC Shield® and water swellable bridging tape centered over the LC Shield® overlap.

Jacket

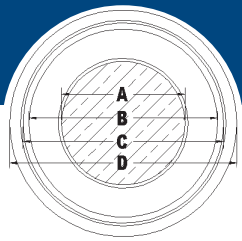
- Black insulating sunlight resistant linear low-density polyethylene jacket tightly applied over the LC Shield® with three extruded red stripes and NESC lightning bolt symbol.

Options

- Black jacket with no stripes
- Multiplex cables
- Super smooth conductor shield
- Compact stranded conductors
- UL MV-90 Rating if Required
- 46kV

Installations

- | | |
|------------------|-----------------|
| Conduit in Air | Direct Buried |
| Underground Duct | Isolated in Air |
| Wet Locations | Dry Locations |
| With Messenger | Utility Primary |



TRXLPE TRIPLESEAL™

15kV 100%

Product Number	Conductor	Insulation Thickness (mil)	LC Shield Thickness	Conductor Dimensions				Cable Weight (lbs/ft)	Minimum Bending Radius (in.)	90°C In Duct					90°C Direct Buried				
				(A)	(B)	(C)	(D)			† Ampacity (Amps)	+/- Sequence Impedance Resistance (μΩ/ft)	+/- Sequence Impedance Reactance (μΩ/ft)	Zero Sequence Impedance Resistance (μΩ/ft) ††	Zero Sequence Impedance Reactance (μΩ/ft) ††	† Ampacity (Amps)	+/- Sequence Impedance Resistance (μΩ/ft)	+/- Sequence Impedance Reactance (μΩ/ft)	Zero Sequence Impedance Resistance (μΩ/ft) ††	Zero Sequence Impedance Reactance (μΩ/ft) ††
15kV 100% Aluminum Three Phase 8 mil LC																			
Q7Q120A	1/0 AWG AL	175	8 mil LC	0.364	0.76	0.82	1.12	552	14	165	212	47	693	25	228	222	95	682	25
Q7R120A	2/0 AWG AL	175	8 mil LC	0.408	0.80	0.86	1.16	603	14	188	168	45	626	24	258	178	93	616	24
Q7S120A	3/0 AWG AL	175	8 mil LC	0.458	0.85	0.91	1.21	669	15	215	133	43	567	23	292	143	90	558	23
Q7T120A	4/0 AWG AL	175	8 mil LC	0.515	0.91	0.97	1.27	744	16	244	106	42	515	21	328	117	87	508	21
Q7U120A	250 MCM AL	175	8 mil LC	0.561	0.97	1.02	1.32	818	16	268	90	40	478	20	357	100	85	472	20
Q7V120A	350 MCM AL	175	8 mil LC	0.664	1.07	1.14	1.44	997	18	323	65	39	413	19	420	75	81	408	19
Q7W120A	500 MCM AL	175	8 mil LC	0.794	1.20	1.27	1.57	1222	19	393	46	37	360	17	495	57	76	356	17
Q7X120A	750 MCM AL	175	8 mil LC	0.974	1.39	1.46	1.82	1673	22	488	32	35	306	16	586	42	71	303	16
Q7Y120A	1000 MCM AL	175	8 mil LC	1.124	1.54	1.62	1.98	2045	24	563	25	34	271	15	654	35	68	269	15
15kV 100% Aluminum Three Phase 10 mil LC																			
Q7Q130A	1/0 AWG AL	175	10 mil LC	0.364	0.76	0.82	1.12	582	14	165	212	47	597	25	227	225	95	588	25
Q7R130A	2/0 AWG AL	175	10 mil LC	0.408	0.80	0.86	1.16	634	14	188	168	45	534	24	257	181	92	526	24
Q7S130A	3/0 AWG AL	175	10 mil LC	0.458	0.85	0.91	1.21	703	15	215	133	43	480	23	290	146	89	473	23
Q7T130A	4/0 AWG AL	175	10 mil LC	0.515	0.91	0.97	1.27	778	16	244	106	42	433	21	325	119	86	428	21
Q7U130A	250 MCM AL	175	10 mil LC	0.561	0.97	1.02	1.32	855	16	268	90	40	400	20	353	103	84	395	20
Q7V130A	350 MCM AL	175	10 mil LC	0.664	1.07	1.14	1.44	1037	18	323	65	39	343	19	414	78	80	340	19
Q7W130A	500 MCM AL	175	10 mil LC	0.794	1.20	1.27	1.57	1266	19	391	46	37	297	17	486	59	75	294	17
Q7X130A	750 MCM AL	175	10 mil LC	0.974	1.39	1.46	1.82	1723	22	485	32	35	251	16	571	45	70	249	16
Q7Y130A	1000 MCM AL	175	10 mil LC	1.124	1.54	1.62	1.98	2099	24	559	25	34	221	15	634	38	66	220	15

† Ampacities are based on the following:

†† Zero Sequence Impedance considers all return in the neutral only.

Information Subject to Change without Notice.

PRODUCT NOTES:

▲ Items are Prysmian authorized stock.
The above dimensions are approximate and subject to normal manufacturing tolerances.

Three Phase Operation

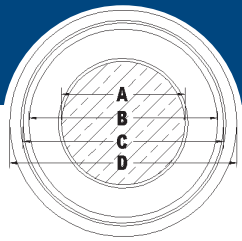
In Duct: Three single cables in plastic duct, direct-buried in a triangular configuration, 90°C conductor temperature, 20°C ambient temperature, earth RHO of 90°C-cm/Watt, 100% load factor, 36 inch depth of burial, and shields short-circuited.

Direct Buried: Three single cables, direct-buried, spaced 7.5 inches horizontally, 90°C conductor temperature, 20°C ambient temperature, earth RHO of 90°C-cm/Watt, 100% load factor, 36 inch depth of burial, and shields short-circuited.



1-800-845-8507 (US)
1-800-263-4405 (West-CAN)
1-800-361-1418 (East-CAN)

www.prysmianusa.com
www.prysmiancanada.com



TRXLPE TRIPLESEAL™

15kV 100%

Product Number	Conductor	Insulation Thickness (mils)	LC Shield Thickness	Dimensions (in.)				Cable Weight (lbs/ft)	Minimum Bending Radius (in.)	90°C In Duct					90°C Direct Buried				
				(A)	(B)	(C)	(D)			† Ampacity (Amps)	+/- Sequence Impedance Resistance (μΩ/ft)	+/- Sequence Impedance Reactance (μΩ/ft)	Zero Sequence Impedance Resistance (μΩ/ft) ††	Zero Sequence Impedance Reactance (μΩ/ft) ††	† Ampacity (Amps)	+/- Sequence Impedance Resistance (μΩ/ft)	+/- Sequence Impedance Reactance (μΩ/ft)	Zero Sequence Impedance Resistance (μΩ/ft) ††	Zero Sequence Impedance Reactance (μΩ/ft) ††
15kV 100% Copper Three Phase 8 mil LC																			
Q78120A	1/0 AWG CU	175	8 mil LC	0.364	0.76	0.82	1.12	774	14	212	129	47	610	25	290	139	95	599	25
Q79120A	2/0 AWG CU	175	8 mil LC	0.408	0.80	0.86	1.16	884	14	241	102	45	560	24	327	112	93	551	24
Q7A120A	3/0 AWG CU	175	8 mil LC	0.458	0.85	0.91	1.21	1023	15	274	81	43	515	23	367	92	90	507	23
Q7B120A	4/0 AWG CU	175	8 mil LC	0.515	0.91	0.97	1.27	1189	16	312	65	42	474	21	411	75	87	467	21
Q7C120A	250 MCM CU	175	8 mil LC	0.561	0.97	1.02	1.32	1345	16	342	55	40	443	20	445	66	85	437	20
Q7D120A	350 MCM CU	175	8 mil LC	0.664	1.07	1.14	1.44	1741	18	411	40	39	388	19	518	51	81	384	19
Q7E120A	500 MCM CU	175	8 mil LC	0.794	1.20	1.27	1.57	2293	19	496	29	37	343	17	601	39	76	340	17
Q7F120A	750 MCM CU	175	8 mil LC	0.974	1.39	1.46	1.82	3272	22	606	21	35	294	16	694	31	71	293	16
Q7G120A	1000 MCM CU	175	8 mil LC	1.124	1.54	1.62	1.98	4185	24	688	16	34	263	15	760	27	68	262	15
15kV 100% Copper Three Phase 10 mil LC																			
Q78130A	1/0 AWG CU	175	10 mil LC	0.364	0.76	0.82	1.12	804	14	212	129	47	513	25	288	141	95	505	25
Q79130A	2/0 AWG CU	175	10 mil LC	0.408	0.80	0.86	1.16	915	14	241	103	45	468	24	324	115	92	461	24
Q7A130A	3/0 AWG CU	175	10 mil LC	0.458	0.85	0.91	1.21	1056	15	274	82	43	428	23	364	94	89	422	23
Q7B130A	4/0 AWG CU	175	10 mil LC	0.515	0.91	0.97	1.27	1223	16	311	65	42	392	21	406	78	86	387	21
Q7C130A	250 MCM CU	175	10 mil LC	0.561	0.97	1.02	1.32	1382	16	341	56	40	365	20	438	68	84	361	20
Q7D130A	350 MCM CU	175	10 mil LC	0.664	1.07	1.14	1.44	1782	18	410	40	39	319	19	507	53	80	316	19
Q7E130A	500 MCM CU	175	10 mil LC	0.794	1.20	1.27	1.57	2337	19	493	29	37	280	17	585	42	75	278	17
Q7F130A	750 MCM CU	175	10 mil LC	0.974	1.39	1.46	1.82	3321	22	601	21	35	239	16	670	34	70	238	16
Q7G130A	1000 MCM CU	175	10 mil LC	1.124	1.54	1.62	1.98	4239	24	680	17	34	213	15	727	29	66	212	15

† Ampacities are based on the following:

†† Zero Sequence Impedance considers all return in the neutral only.

Information Subject to Change without Notice.

PRODUCT NOTES:

▲ Items are Prysmian authorized stock.
The above dimensions are approximate and subject to normal manufacturing tolerances.

Three Phase Operation

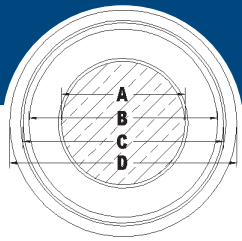
In Duct: Three single cables in plastic duct, direct-buried in a triangular configuration, 90°C conductor temperature, 20°C ambient temperature, earth RHO of 90°C-cm/Watt, 100% load factor, 36 inch depth of burial, and shields short-circuited.

Direct Buried: Three single cables, direct-buried, spaced 7.5 inches horizontally, 90°C conductor temperature, 20°C ambient temperature, earth RHO of 90°C-cm/Watt, 100% load factor, 36 inch depth of burial, and shields short-circuited.



1-800-845-8507 (US)
1-800-263-4405 (West-CAN)
1-800-361-1418 (East-CAN)

www.prysmianusa.com
www.prysmiancanada.com



TRXLPE TRIPLESEAL™

15kV 133%

Product Number	Conductor	Insulation Thickness (mil/s)	LC Shield Thickness	Conductor				Cable Weight (lbs/ft)	Minimum Bending Radius (in.)	90°C In Duct					90°C Direct Buried				
				(A)	(B)	(C)	(D)			† Ampacity (Amps)	† Sequence Impedance Resistance (μΩ/ft)	† Sequence Impedance Reactance (μΩ/ft)	Zero Sequence Impedance Resistance (μΩ/ft) ††	Zero Sequence Impedance Reactance (μΩ/ft) ††	† Ampacity (Amps)	† Sequence Impedance Resistance (μΩ/ft)	† Sequence Impedance Reactance (μΩ/ft)	Zero Sequence Impedance Resistance (μΩ/ft) ††	Zero Sequence Impedance Reactance (μΩ/ft) ††
15kV 133% Aluminum Three Phase 8 mil LC																			
Q8M120A	2 AWG AL	220	8 mil LC	0.284	0.77	0.83	1.13	540	14	129	335	53	807	32	176	345	102	793	32
Q8N120A	1 SOLID AL	220	8 mil LC	0.289	0.78	0.83	1.13	551	14	146	261	52	730	31	199	271	100	717	31
Q8O120A	1 AWG AL	220	8 mil LC	0.324	0.81	0.87	1.17	580	14	147	266	50	717	30	200	276	98	705	30
Q8P120A	1/0 SOLID AL	220	8 mil LC	0.325	0.81	0.87	1.17	593	15	167	207	50	658	29	226	217	97	646	29
Q8Q120A	1/0 AWG AL	220	8 mil LC	0.364	0.85	0.91	1.21	627	15	165	212	47	693	25	228	222	95	682	25
Q8R120A	2/0 AWG AL	220	8 mil LC	0.408	0.89	0.95	1.25	681	15	188	168	45	626	24	258	178	93	616	24
Q8S120A	3/0 AWG AL	220	8 mil LC	0.458	0.94	1.00	1.30	745	16	215	133	43	567	23	292	143	90	558	23
Q8T120A	4/0 AWG AL	220	8 mil LC	0.515	1.00	1.06	1.36	827	17	244	106	42	515	21	328	117	87	508	21
Q8U120A	250 MCM AL	220	8 mil LC	0.561	1.06	1.13	1.43	921	18	268	90	40	478	20	357	100	85	472	20
Q8V120A	350 MCM AL	220	8 mil LC	0.664	1.16	1.23	1.53	1086	19	323	65	39	413	19	420	75	81	408	19
Q8W120A	500 MCM AL	220	8 mil LC	0.794	1.29	1.36	1.66	1319	20	393	46	37	360	17	495	57	76	356	17
Q8X120A	750 MCM AL	220	8 mil LC	0.974	1.48	1.55	1.91	1784	23	488	32	35	306	16	586	42	71	303	16
Q8Y120A	1000 MCM AL	220	8 mil LC	1.124	1.63	1.71	2.07	2170	25	563	25	34	271	15	654	35	68	269	15
15kV 133% Aluminum Three Phase 10 mil LC																			
Q8M130A	2 AWG AL	220	10 mil LC	0.284	0.77	0.83	1.13	571	14	129	336	53	713	32	176	348	101	702	32
Q8N130A	1 SOLID AL	220	10 mil LC	0.289	0.78	0.83	1.13	582	14	146	261	52	636	31	199	274	99	626	31
Q8O130A	1 AWG AL	220	10 mil LC	0.324	0.81	0.87	1.17	612	14	147	266	50	627	30	199	279	97	617	30
Q8P130A	1/0 SOLID AL	220	10 mil LC	0.325	0.81	0.87	1.17	625	15	166	207	50	568	29	225	220	96	558	29
Q8Q130A	1/0 AWG AL	220	10 mil LC	0.364	0.85	0.91	1.21	660	15	165	212	47	597	25	227	225	95	588	25
Q8R130A	2/0 AWG AL	220	10 mil LC	0.408	0.89	0.95	1.25	716	15	188	168	45	534	24	257	181	92	526	24
Q8S130A	3/0 AWG AL	220	10 mil LC	0.458	0.94	1.00	1.30	781	16	215	133	43	480	23	290	146	89	473	23
Q8T130A	4/0 AWG AL	220	10 mil LC	0.515	1.00	1.06	1.36	865	17	244	106	42	433	21	325	119	86	428	21
Q8U130A	250 MCM AL	220	10 mil LC	0.561	1.06	1.13	1.43	962	18	268	90	40	400	20	353	103	84	395	20
Q8V130A	350 MCM AL	220	10 mil LC	0.664	1.16	1.23	1.53	1128	19	323	65	39	343	19	414	78	80	340	19
Q8W130A	500 MCM AL	220	10 mil LC	0.794	1.29	1.36	1.66	1365	20	391	46	37	297	17	486	59	75	294	17
Q8X130A	750 MCM AL	220	10 mil LC	0.974	1.48	1.55	1.91	1836	23	485	32	35	251	16	571	45	70	249	16
Q8Y130A	1000 MCM AL	220	10 mil LC	1.124	1.63	1.71	2.07	2228	25	559	25	34	221	15	634	38	66	220	15

† Ampacities are based on the following:

†† Zero Sequence Impedance considers all return in the neutral only.

Information Subject to Change without Notice.

PRODUCT NOTES:

Three Phase Operation

▲ Items are Prysmian authorized stock.
The above dimensions are approximate and subject to normal manufacturing tolerances.

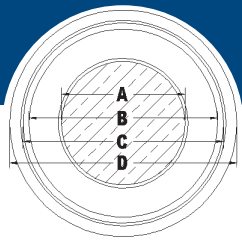
In Duct: Three single cables in plastic duct, direct-buried in a triangular configuration, 90°C conductor temperature, 20°C ambient temperature, earth RHO of 90°C-cm/Watt, 100% load factor, 36 inch depth of burial, and shields short-circuited.

Direct Buried: Three single cables, direct-buried, spaced 7.5 inches horizontally, 90°C conductor temperature, 20°C ambient temperature, earth RHO of 90°C-cm/Watt, 100% load factor, 36 inch depth of burial, and shields short-circuited.



1-800-845-8507 (US)
1-800-263-4405 (West-CAN)
1-800-361-1418 (East-CAN)

www.prysmianusa.com
www.prysmiancanada.com



TRXLPE TRIPLESEAL™

15kV 133%

Product Number	Conductor	Insulation Thickness (mil/s)	LC Shield Thickness	Conductor Dimensions				Cable Weight (lbs/ft)	Minimum Bending Radius (in.)	90°C In Duct					90°C Direct Buried				
				(A)	(B)	(C)	(D)			† Ampacity (Amps)	† Sequence Impedance Resistance (μΩ/ft)	† Sequence Impedance Reactance (μΩ/ft)	Zero Sequence Impedance Resistance (μΩ/ft) ††	Zero Sequence Impedance Reactance (μΩ/ft) ††	† Ampacity (Amps)	† Sequence Impedance Resistance (μΩ/ft)	† Sequence Impedance Reactance (μΩ/ft)	Zero Sequence Impedance Resistance (μΩ/ft) ††	Zero Sequence Impedance Reactance (μΩ/ft) ††
15kV 133% Copper Three Phase 8 mil LC																			
Q84120A	2 AWG CU	220	8 mil LC	0.284	0.77	0.83	1.13	678	14	166	204	53	675	32	225	214	102	662	32
Q85120A	1 SOLID CU	220	8 mil LC	0.289	0.78	0.83	1.13	725	14	188	159	52	628	31	254	169	100	615	31
Q86120A	1 AWG CU	220	8 mil LC	0.324	0.81	0.87	1.17	756	14	188	162	50	614	30	254	173	98	602	30
Q87120A	1/0 SOLID CU	220	8 mil LC	0.325	0.81	0.87	1.17	815	15	213	126	50	577	29	287	136	97	566	29
Q88120A	1/0 AWG CU	220	8 mil LC	0.364	0.85	0.91	1.21	849	15	212	129	47	610	25	290	139	95	599	25
Q89120A	2/0 AWG CU	220	8 mil LC	0.408	0.89	0.95	1.25	961	15	241	102	45	560	24	327	112	93	551	24
Q8A120A	3/0 AWG CU	220	8 mil LC	0.458	0.94	1.00	1.30	1099	16	274	81	43	515	23	367	92	90	507	23
Q8B120A	4/0 AWG CU	220	8 mil LC	0.515	1.00	1.06	1.36	1272	17	312	65	42	474	21	411	75	87	467	21
Q8C120A	250 MCM CU	220	8 mil LC	0.561	1.06	1.13	1.43	1448	18	342	55	40	443	20	445	66	85	437	20
Q8D120A	350 MCM CU	220	8 mil LC	0.664	1.16	1.23	1.53	1830	19	411	40	39	388	19	518	51	81	384	19
Q8E120A	500 MCM CU	220	8 mil LC	0.794	1.29	1.36	1.66	2389	20	496	29	37	343	17	601	39	76	340	17
Q8F120A	750 MCM CU	220	8 mil LC	0.974	1.48	1.55	1.91	3383	23	606	21	35	294	16	694	31	71	293	16
Q8G120A	1000 MCM CU	220	8 mil LC	1.124	1.63	1.71	2.07	4310	25	688	16	34	263	15	760	27	68	262	15
15kV 133% Copper Three Phase 10 mil LC																			
Q84130A	2 AWG CU	220	10 mil LC	0.284	0.77	0.83	1.13	710	14	165	204	53	581	32	224	216	101	570	32
Q85130A	1 SOLID CU	220	10 mil LC	0.289	0.78	0.83	1.13	756	14	188	159	52	534	31	253	171	99	524	31
Q86130A	1 AWG CU	220	10 mil LC	0.324	0.81	0.87	1.17	789	14	188	163	50	523	30	253	175	97	514	30
Q87130A	1/0 SOLID CU	220	10 mil LC	0.325	0.81	0.87	1.17	848	15	213	126	50	487	29	285	139	96	478	29
Q88130A	1/0 AWG CU	220	10 mil LC	0.364	0.85	0.91	1.21	883	15	212	129	47	513	25	288	141	95	505	25
Q89130A	2/0 AWG CU	220	10 mil LC	0.408	0.89	0.95	1.25	996	15	241	103	45	468	24	324	115	92	461	24
Q8A130A	3/0 AWG CU	220	10 mil LC	0.458	0.94	1.00	1.30	1134	16	274	82	43	428	23	364	94	89	422	23
Q8B130A	4/0 AWG CU	220	10 mil LC	0.515	1.00	1.06	1.36	1311	17	311	65	42	392	21	406	78	86	387	21
Q8C130A	250 MCM CU	220	10 mil LC	0.561	1.06	1.13	1.43	1489	18	341	56	40	365	20	438	68	84	361	20
Q8D130A	350 MCM CU	220	10 mil LC	0.664	1.16	1.23	1.53	1873	19	410	40	39	319	19	507	53	80	316	19
Q8E130A	500 MCM CU	220	10 mil LC	0.794	1.29	1.36	1.66	2436	20	493	29	37	280	17	585	42	75	278	17
Q8F130A	750 MCM CU	220	10 mil LC	0.974	1.48	1.55	1.91	3435	23	601	21	35	239	16	670	34	70	238	16
Q8G130A	1000 MCM CU	220	10 mil LC	1.124	1.63	1.71	2.07	4368	25	680	17	34	213	15	727	29	66	212	15

†Ampacities are based on the following:

†† Zero Sequence Impedance considers all return in the neutral only.

Information Subject to Change without Notice.

PRODUCT NOTES:

Three Phase Operation

▲ Items are Prysmian authorized stock.
The above dimensions are approximate and subject to normal manufacturing tolerances.

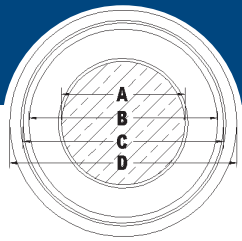
In Duct: Three single cables in plastic duct, direct-buried in a triangular configuration, 90°C conductor temperature, 20°C ambient temperature, earth RHO of 90°C-cm/Watt, 100% load factor, 36 inch depth of burial, and shields short-circuited.

Direct Buried: Three single cables, direct-buried, spaced 7.5 inches horizontally, 90°C conductor temperature, 20°C ambient temperature, earth RHO of 90°C-cm/Watt, 100% load factor, 36 inch depth of burial, and shields short-circuited.



1-800-845-8507 (US)
1-800-263-4405 (West-CAN)
1-800-361-1418 (East-CAN)

www.prysmianusa.com
www.prysmiancanada.com



TRXLPE TRIPLESEAL™

25kV 100%

Product Number	Conductor	Insulation Thickness (mil/s)	LC Shield Thickness	90°C In Duct				90°C Direct Buried											
				(A)	(B)	(C)	(D)	† Ampacity (Amps)	† Sequence Impedance Resistance (μΩ/ft)	† Sequence Impedance Reactance (μΩ/ft)	† Sequence Impedance Zero Sequence Impedance Resistance (μΩ/ft) ††	† Sequence Impedance Zero Sequence Impedance Reactance (μΩ/ft) ††							
25kV 100% Aluminum Three Phase 8 mil LC																			
Q9N120A	1 SOLID AL	260	8 mil LC	0.289	0.86	0.91	1.21	615	15	147	261	53	688	33	198	272	100	676	33
Q9O120A	1 AWG AL	260	8 mil LC	0.324	0.89	0.95	1.25	646	15	148	266	52	679	31	198	277	98	667	31
Q9P120A	1/0 SOLID AL	260	8 mil LC	0.325	0.89	0.95	1.25	659	15	168	207	51	619	31	224	218	97	608	31
Q9Q120A	1/0 AWG AL	260	8 mil LC	0.364	0.93	0.99	1.29	695	16	168	212	50	609	30	224	223	95	598	30
Q9R120A	2/0 AWG AL	260	8 mil LC	0.408	0.97	1.03	1.33	751	16	191	168	48	549	28	253	179	92	540	28
Q9S120A	3/0 AWG AL	260	8 mil LC	0.458	1.02	1.10	1.40	838	17	217	133	47	491	27	286	144	90	483	27
Q9T120A	4/0 AWG AL	260	8 mil LC	0.515	1.08	1.15	1.45	919	18	247	106	45	448	25	322	117	87	441	25
Q9U120A	250 MCM AL	260	8 mil LC	0.561	1.14	1.21	1.51	1001	19	271	90	44	417	24	350	101	84	410	24
Q9V120A	350 MCM AL	260	8 mil LC	0.664	1.24	1.31	1.61	1170	20	326	65	41	367	22	413	76	80	362	22
Q9W120A	500 MCM AL	260	8 mil LC	0.794	1.37	1.44	1.80	1495	22	396	46	40	322	20	486	57	76	318	20
Q9X120A	750 MCM AL	260	8 mil LC	0.974	1.56	1.64	2.00	1916	25	489	32	38	274	18	579	43	71	271	18
Q9Y120A	1000 MCM AL	260	8 mil LC	1.124	1.71	1.79	2.15	2282	26	564	25	36	247	17	648	35	68	245	17
25kV 100% Aluminum Three Phase 10 mil LC																			
Q9N130A	1 SOLID AL	260	10 mil LC	0.289	0.86	0.91	1.21	648	15	147	261	53	603	33	197	274	99	593	33
Q9O130A	1 AWG AL	260	10 mil LC	0.324	0.89	0.95	1.25	681	15	148	267	52	596	31	197	279	97	587	31
Q9P130A	1/0 SOLID AL	260	10 mil LC	0.325	0.89	0.95	1.25	694	15	167	207	51	537	31	223	220	96	528	31
Q9Q130A	1/0 AWG AL	260	10 mil LC	0.364	0.93	0.99	1.29	731	16	168	213	50	529	30	223	225	94	521	30
Q9R130A	2/0 AWG AL	260	10 mil LC	0.408	0.97	1.03	1.33	788	16	191	169	48	472	28	252	182	91	465	28
Q9S130A	3/0 AWG AL	260	10 mil LC	0.458	1.02	1.10	1.40	877	17	217	133	47	420	27	284	147	88	413	27
Q9T130A	4/0 AWG AL	260	10 mil LC	0.515	1.08	1.15	1.45	960	18	246	107	45	379	25	319	120	86	374	25
Q9U130A	250 MCM AL	260	10 mil LC	0.561	1.14	1.21	1.51	1043	19	270	90	44	351	24	347	104	83	346	24
Q9V130A	350 MCM AL	260	10 mil LC	0.664	1.24	1.31	1.61	1215	20	325	65	41	306	22	408	79	79	302	22
Q9W130A	500 MCM AL	260	10 mil LC	0.794	1.37	1.44	1.80	1545	22	394	47	40	266	20	478	60	75	264	20
Q9X130A	750 MCM AL	260	10 mil LC	0.974	1.56	1.64	2.00	1971	25	486	32	37	225	18	565	45	69	223	18
Q9Y130A	1000 MCM AL	260	10 mil LC	1.124	1.71	1.79	2.15	2342	26	560	25	36	202	17	629	38	66	201	17

† Ampacities are based on the following:

†† Zero Sequence Impedance considers all return in the neutral only.

Information Subject to Change without Notice.

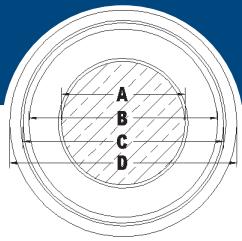
PRODUCT NOTES:

▲ Items are Prysmian authorized stock.
The above dimensions are approximate and subject to normal manufacturing tolerances.

Three Phase Operation

In Duct: Three single cables in plastic duct, direct-buried in a triangular configuration, 90°C conductor temperature, 20°C ambient temperature, earth RHO of 90°C-cm/Watt, 100% load factor, 36 inch depth of burial, and shields short-circuited.

Direct Buried: Three single cables, direct-buried, spaced 7.5 inches horizontally, 90°C conductor temperature, 20°C ambient temperature, earth RHO of 90°C-cm/Watt, 100% load factor, 36 inch depth of burial, and shields short-circuited.



TRXLPE TRIPLESEAL™

25kV 100%

Product Number	Conductor	Insulation Thickness (mil/s)	LC Shield Thickness	Conductor Dimensions				Cable Weight (lbs/ft)	Minimum Bending Radius (in.)	† Ampacity (Amps)	90°C In Duct					90°C Direct Buried				
				(A)	(B)	(C)	(D)				+/ Sequence Impedance Resistance (μΩ/ft)	+/- Sequence Impedance Reactance (μΩ/ft)	Zero Sequence Impedance Resistance (μΩ/ft) ††	Zero Sequence Impedance Reactance (μΩ/ft) ††	† Ampacity (Amps)	+/ Sequence Impedance Resistance (μΩ/ft)	+/- Sequence Impedance Reactance (μΩ/ft)	Zero Sequence Impedance Resistance (μΩ/ft) ††	Zero Sequence Impedance Reactance (μΩ/ft) ††	
25kV 100% Copper Three Phase 8 mil LC																				
Q95120A	1 SOLID CU	260	8 mil LC	0.289	0.86	0.91	1.21	790	15	189	159	53	586	33	252	169	100	574	33	
Q96120A	1 AWG CU	260	8 mil LC	0.324	0.89	0.95	1.25	822	15	189	162	52	575	31	252	173	98	564	31	
Q97120A	1/0 SOLID CU	260	8 mil LC	0.325	0.89	0.95	1.25	881	15	215	126	51	538	31	284	137	97	527	31	
Q98120A	1/0 AWG CU	260	8 mil LC	0.364	0.93	0.99	1.29	917	16	215	129	50	525	30	285	139	95	515	30	
Q99120A	2/0 AWG CU	260	8 mil LC	0.408	0.97	1.03	1.33	1031	16	244	102	48	483	28	321	113	92	474	28	
Q9A120A	3/0 AWG CU	260	8 mil LC	0.458	1.02	1.10	1.40	1192	17	278	82	47	440	27	360	92	90	432	27	
Q9B120A	4/0 AWG CU	260	8 mil LC	0.515	1.08	1.15	1.45	1364	18	315	65	45	406	25	403	76	87	400	25	
Q9C120A	250 MCM CU	260	8 mil LC	0.561	1.14	1.21	1.51	1528	19	346	55	44	382	24	437	66	84	376	24	
Q9D120A	350 MCM CU	260	8 mil LC	0.664	1.24	1.31	1.61	1915	20	414	40	41	342	22	510	51	80	338	22	
Q9E120A	500 MCM CU	260	8 mil LC	0.794	1.37	1.44	1.80	2566	22	499	29	40	304	20	591	40	76	302	20	
Q9F120A	750 MCM CU	260	8 mil LC	0.974	1.56	1.64	2.00	3515	25	608	21	38	262	18	687	31	71	261	18	
Q9G120A	1000 MCM CU	260	8 mil LC	1.124	1.71	1.79	2.15	4423	26	690	16	36	239	17	754	27	68	237	17	
25kV 100% Copper Three Phase 10 mil LC																				
Q95130A	1 SOLID CU	260	10 mil LC	0.289	0.86	0.91	1.21	823	15	189	159	53	500	33	250	172	99	491	33	
Q96130A	1 AWG CU	260	10 mil LC	0.324	0.89	0.95	1.25	857	15	189	163	52	492	31	250	176	97	483	31	
Q97130A	1/0 SOLID CU	260	10 mil LC	0.325	0.89	0.95	1.25	916	15	215	162	51	456	31	282	139	96	447	31	
Q98130A	1/0 AWG CU	260	10 mil LC	0.364	0.93	0.99	1.29	953	16	215	129	50	446	30	283	142	94	438	30	
Q99130A	2/0 AWG CU	260	10 mil LC	0.408	0.97	1.03	1.33	1068	16	244	103	48	407	28	318	116	91	400	28	
Q9A130A	3/0 AWG CU	260	10 mil LC	0.458	1.02	1.10	1.40	1231	17	277	82	47	368	27	356	95	88	362	27	
Q9B130A	4/0 AWG CU	260	10 mil LC	0.515	1.08	1.15	1.45	1405	18	315	65	45	338	25	398	79	86	333	25	
Q9C130A	250 MCM CU	260	10 mil LC	0.561	1.14	1.21	1.51	1570	19	345	56	44	316	24	431	69	83	312	24	
Q9D130A	350 MCM CU	260	10 mil LC	0.664	1.24	1.31	1.61	1960	20	412	40	41	281	22	500	54	79	278	22	
Q9E130A	500 MCM CU	260	10 mil LC	0.794	1.37	1.44	1.80	2615	22	496	29	40	249	20	575	42	75	247	20	
Q9F130A	750 MCM CU	260	10 mil LC	0.974	1.56	1.64	2.00	3570	25	602	21	37	214	18	664	34	69	213	18	
Q9G130A	1000 MCM CU	260	10 mil LC	1.124	1.71	1.79	2.15	4483	26	681	17	36	194	17	722	30	66	193	17	

† Ampacities are based on the following:

†† Zero Sequence Impedance considers all return in the neutral only.

Information Subject to Change without Notice.

PRODUCT NOTES:

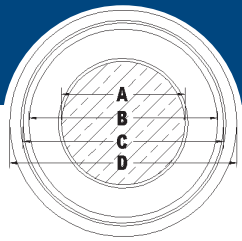
▲ Items are Prysmian authorized stock.
The above dimensions are approximate and subject to normal manufacturing tolerances.

Three Phase Operation

In Duct: Three single cables in plastic duct, direct-buried in a triangular configuration, 90°C conductor temperature, 20°C ambient temperature, earth RHO of 90°C-cm/Watt, 100% load factor, 36 inch depth of burial, and shields short-circuited.

Direct Buried: Three single cables, direct-buried, spaced 7.5 inches horizontally, 90°C conductor temperature, 20°C ambient temperature, earth RHO of 90°C-cm/Watt, 100% load factor, 36 inch depth of burial, and shields short-circuited.





TRXLPE TRIPLESEAL™

25kV 133%

Product Number	Conductor	Insulation Thickness (mil/s)	LC Shield Thickness	Conductor Dimensions				Cable Weight (lbs/ft)	Minimum Bending Radius (in.)	90°C In Duct					90°C Direct Buried				
				(A)	(B)	(C)	(D)			† Ampacity (Amps)	+/- Sequence Impedance Resistance (μΩ/ft)	+/- Sequence Impedance Reactance (μΩ/ft)	Zero Sequence Impedance Resistance (μΩ/ft) ††	Zero Sequence Impedance Reactance (μΩ/ft) ††	† Ampacity (Amps)	+/- Sequence Impedance Resistance (μΩ/ft)	+/- Sequence Impedance Reactance (μΩ/ft)	Zero Sequence Impedance Resistance (μΩ/ft) ††	Zero Sequence Impedance Reactance (μΩ/ft) ††
25kV 133% Aluminum Three Phase 8 mil LC																			
QAN120A	1 SOLID AL	320	8 mil LC	0.289	0.98	1.04	1.34	722	17	147	261	53	688	33	198	272	100	676	33
QAO120A	1 AWG AL	320	8 mil LC	0.324	1.01	1.07	1.37	756	17	148	266	52	679	31	198	277	98	667	31
QAP120A	1/0 SOLID AL	320	8 mil LC	0.325	1.02	1.07	1.37	769	17	168	207	51	619	31	224	218	97	608	31
QAQ120A	1/0 AWG AL	320	8 mil LC	0.364	1.05	1.13	1.43	829	18	168	212	50	609	30	224	223	95	598	30
QAR120A	2/0 AWG AL	320	8 mil LC	0.408	1.10	1.17	1.47	889	18	191	168	48	549	28	253	179	92	540	28
QAS120A	3/0 AWG AL	320	8 mil LC	0.458	1.15	1.22	1.52	960	19	217	133	47	491	27	286	144	90	483	27
QAT120A	4/0 AWG AL	320	8 mil LC	0.515	1.21	1.28	1.58	1050	19	247	106	45	448	25	322	117	87	441	25
QAU120A	250 MCM AL	320	8 mil LC	0.561	1.26	1.33	1.63	1131	20	271	90	44	417	24	350	101	84	410	24
QAV120A	350 MCM AL	320	8 mil LC	0.664	1.36	1.43	1.79	1393	22	326	65	41	367	22	413	76	80	362	22
QAW120A	500 MCM AL	320	8 mil LC	0.794	1.49	1.56	1.92	1649	24	396	46	40	322	20	486	57	76	318	20
QAX120A	750 MCM AL	320	8 mil LC	0.974	1.68	1.77	2.13	2086	26	489	32	38	274	18	579	43	71	271	18
QAY120A	1000 MCM AL	320	8 mil LC	1.124	1.83	1.92	2.28	2464	28	564	25	36	247	17	648	35	68	245	17
25kV 133% Aluminum Three Phase 10 mil LC																			
QAN130A	1 SOLID AL	320	10 mil LC	0.289	0.98	1.04	1.34	759	17	147	261	53	603	33	197	274	99	593	33
QAO130A	1 AWG AL	320	10 mil LC	0.324	1.01	1.07	1.37	794	17	148	267	52	596	31	197	279	97	587	31
QAP130A	1/0 SOLID AL	320	10 mil LC	0.325	1.02	1.07	1.37	807	17	167	207	51	537	31	223	220	96	528	31
QAQ130A	1/0 AWG AL	320	10 mil LC	0.364	1.05	1.13	1.43	869	18	168	213	50	529	30	223	225	94	521	30
QAR130A	2/0 AWG AL	320	10 mil LC	0.408	1.10	1.17	1.47	930	18	191	169	48	472	28	252	182	91	465	28
QAS130A	3/0 AWG AL	320	10 mil LC	0.458	1.15	1.22	1.52	1003	19	217	133	47	420	27	284	147	88	413	27
QAT130A	4/0 AWG AL	320	10 mil LC	0.515	1.21	1.28	1.58	1095	19	246	107	45	379	25	319	120	86	374	25
QAU130A	250 MCM AL	320	10 mil LC	0.561	1.26	1.33	1.63	1177	20	270	90	44	351	24	347	104	83	346	24
QAV130A	350 MCM AL	320	10 mil LC	0.664	1.36	1.43	1.79	1443	22	325	65	41	306	22	408	79	79	302	22
QAW130A	500 MCM AL	320	10 mil LC	0.794	1.49	1.56	1.92	1702	24	394	47	40	266	20	478	60	75	264	20
QAX130A	750 MCM AL	320	10 mil LC	0.974	1.68	1.77	2.13	2145	26	486	32	37	225	18	565	45	69	223	18
QAY130A	1000 MCM AL	320	10 mil LC	1.124	1.83	1.92	2.28	2528	28	560	25	36	202	17	629	38	66	201	17

† Ampacities are based on the following:

†† Zero Sequence Impedance considers all return in the neutral only.

Information Subject to Change without Notice.

PRODUCT NOTES:

▲ Items are Prysmian authorized stock.
The above dimensions are approximate and subject to normal manufacturing tolerances.

Three Phase Operation

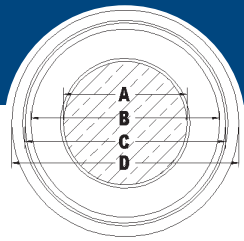
In Duct: Three single cables in plastic duct, direct-buried in a triangular configuration, 90°C conductor temperature, 20°C ambient temperature, earth RHO of 90°C-cm/Watt, 100% load factor, 36 inch depth of burial, and shields short-circuited.

Direct Buried: Three single cables, direct-buried, spaced 7.5 inches horizontally, 90°C conductor temperature, 20°C ambient temperature, earth RHO of 90°C-cm/Watt, 100% load factor, 36 inch depth of burial, and shields short-circuited.



1-800-845-8507 (US)
1-800-263-4405 (West-CAN)
1-800-361-1418 (East-CAN)

www.prysmianusa.com
www.prysmiancanada.com



TRXLPE TRIPLESEAL™

25kV 133%

Product Number	Conductor	Insulation Thickness (mil/s)	LC Shield Thickness	Conductor Dimensions				Cable Weight (lbs/ft)	Minimum Bending Radius (in.)	90°C In Duct					90°C Direct Buried				
				(A)	(B)	(C)	(D)			† Ampacity (Amps)	+/- Sequence Impedance Resistance (μΩ/ft)	+/- Sequence Impedance Reactance (μΩ/ft)	Zero Sequence Impedance Resistance (μΩ/ft)	Zero Sequence Impedance Reactance (μΩ/ft) ††	† Ampacity (Amps)	+/- Sequence Impedance Resistance (μΩ/ft)	+/- Sequence Impedance Reactance (μΩ/ft)	Zero Sequence Impedance Resistance (μΩ/ft)	Zero Sequence Impedance Reactance (μΩ/ft) ††
25kV 133% Copper Three Phase 8 mil LC																			
QA5120A	1 SOLID CU	320	8 mil LC	0.289	0.98	1.04	1.34	897	17	189	159	53	586	33	252	169	100	574	33
QA6120A	1 AWG CU	320	8 mil LC	0.324	1.01	1.07	1.37	932	17	189	162	52	575	31	252	173	98	564	31
QA7120A	1/0 SOLID CU	320	8 mil LC	0.325	1.02	1.07	1.37	991	17	215	126	51	538	31	284	137	97	527	31
QA8120A	1/0 AWG CU	320	8 mil LC	0.364	1.05	1.13	1.43	1051	18	215	129	50	525	30	285	139	95	515	30
QA9120A	2/0 AWG CU	320	8 mil LC	0.408	1.10	1.17	1.47	1169	18	244	102	48	483	28	321	113	92	474	28
QAA120A	3/0 AWG CU	320	8 mil LC	0.458	1.15	1.22	1.52	1313	19	278	82	47	440	27	360	92	90	432	27
QAB120A	4/0 AWG CU	320	8 mil LC	0.515	1.21	1.28	1.58	1495	19	315	65	45	406	25	403	76	87	400	25
QAC120A	250 MCM CU	320	8 mil LC	0.561	1.26	1.33	1.63	1658	20	346	55	44	382	24	437	66	84	376	24
QAD120A	350 MCM CU	320	8 mil LC	0.664	1.36	1.43	1.79	2138	22	414	40	41	342	22	510	51	80	338	22
QAE120A	500 MCM CU	320	8 mil LC	0.794	1.49	1.56	1.92	2720	24	499	29	40	304	20	591	40	76	302	20
QAF120A	750 MCM CU	320	8 mil LC	0.974	1.68	1.77	2.13	3685	26	608	21	38	262	18	687	31	71	261	18
QAG120A	1000 MCM CU	320	8 mil LC	1.124	1.83	1.92	2.28	4605	28	690	16	36	239	17	754	27	68	237	17
25kV 133% Copper Three Phase 10 mil LC																			
QA5130A	1 SOLID CU	320	10 mil LC	0.289	0.98	1.04	1.34	934	17	189	159	53	500	33	250	172	99	491	33
QA6130A	1 AWG CU	320	10 mil LC	0.324	1.01	1.07	1.37	970	17	189	163	52	492	31	250	176	97	483	31
QA7130A	1/0 SOLID CU	320	10 mil LC	0.325	1.02	1.07	1.37	1029	17	215	162	51	456	31	282	139	96	447	31
QA8130A	1/0 AWG CU	320	10 mil LC	0.364	1.05	1.13	1.43	1091	18	215	129	50	446	30	283	142	94	438	30
QA9130A	2/0 AWG CU	320	10 mil LC	0.408	1.10	1.17	1.47	1211	18	244	103	48	407	28	318	116	91	400	28
QAA130A	3/0 AWG CU	320	10 mil LC	0.458	1.15	1.22	1.52	1356	19	277	82	47	368	27	356	95	88	362	27
QAB130A	4/0 AWG CU	320	10 mil LC	0.515	1.21	1.28	1.58	1540	19	315	65	45	338	25	398	79	86	333	25
QAC130A	250 MCM CU	320	10 mil LC	0.561	1.26	1.33	1.63	1704	20	345	56	44	316	24	431	69	83	312	24
QAD130A	350 MCM CU	320	10 mil LC	0.664	1.36	1.43	1.79	2188	22	412	40	41	281	22	500	54	79	278	22
QAE130A	500 MCM CU	320	10 mil LC	0.794	1.49	1.56	1.92	2773	24	496	29	40	249	20	575	42	75	247	20
QAF130A	750 MCM CU	320	10 mil LC	0.974	1.68	1.77	2.13	3744	26	602	21	37	214	18	664	34	69	213	18
QAG130A	1000 MCM CU	320	10 mil LC	1.124	1.83	1.92	2.28	4668	28	681	17	36	194	17	722	30	66	193	17

†Ampacities are based on the following:

†† Zero Sequence Impedance considers all return in the neutral only.

Information Subject to Change without Notice.

PRODUCT NOTES:

▲ Items are Prysmian authorized stock.
The above dimensions are approximate and subject to normal manufacturing tolerances.

Three Phase Operation

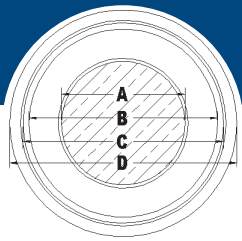
In Duct: Three single cables in plastic duct, direct-buried in a triangular configuration, 90°C conductor temperature, 20°C ambient temperature, earth RHO of 90°C-cm/Watt, 100% load factor, 36 inch depth of burial, and shields short-circuited.

Direct Buried: Three single cables, direct-buried, spaced 7.5 inches horizontally, 90°C conductor temperature, 20°C ambient temperature, earth RHO of 90°C-cm/Watt, 100% load factor, 36 inch depth of burial, and shields short-circuited.



1-800-845-8507 (US)
1-800-263-4405 (West-CAN)
1-800-361-1418 (East-CAN)

www.prysmianusa.com
www.prysmiancanada.com



TRXLPE TRIPLESEAL™

35kV 100%

Product Number	Conductor	Insulation Thickness (mils)	LC Shield Thickness	Conductor Dimensions				Cable Weight (lbs/ft)	Minimum Bending Radius (in.)	90°C In Duct					90°C Direct Buried				
				(A)	(B)	(C)	(D)			† Ampacity (Amps)	+/- Sequence Impedance Resistance (μΩ/ft)	+/- Sequence Impedance Reactance (μΩ/ft)	Zero Sequence Impedance Resistance (μΩ/ft) ††	Zero Sequence Impedance Reactance (μΩ/ft) ††	† Ampacity (Amps)	+/- Sequence Impedance Resistance (μΩ/ft)	+/- Sequence Impedance Reactance (μΩ/ft)	Zero Sequence Impedance Resistance (μΩ/ft) ††	Zero Sequence Impedance Reactance (μΩ/ft) ††
35kV 100% Aluminum Three Phase 8 mil LC																			
QBP120A	1/0 SOLID AL	345	8 mil LC	0.325	1.07	1.14	1.44	836	18	170	207	55	550	35	220	218	97	540	35
QBQ120A	1/0 AWG AL	345	8 mil LC	0.364	1.10	1.18	1.48	876	18	169	212	53	544	34	220	223	95	535	34
QBR120A	2/0 AWG AL	345	8 mil LC	0.408	1.15	1.22	1.52	938	19	193	168	51	489	32	249	180	92	481	32
QBS120A	3/0 AWG AL	345	8 mil LC	0.458	1.20	1.27	1.57	1015	19	219	133	49	442	30	282	144	89	435	30
QBT120A	4/0 AWG AL	345	8 mil LC	0.515	1.26	1.33	1.63	1103	20	249	106	48	403	28	317	118	86	396	28
QBU120A	250 MCM AL	345	8 mil LC	0.561	1.31	1.38	1.74	1263	21	273	90	46	375	27	345	102	84	369	27
QBV120A	350 MCM AL	345	8 mil LC	0.664	1.41	1.48	1.84	1453	23	328	65	44	331	25	406	76	80	326	25
QBW120A	500 MCM AL	345	8 mil LC	0.794	1.54	1.63	1.99	1741	24	397	46	42	289	23	480	57	76	286	23
QBX120A	750 MCM AL	345	8 mil LC	0.974	1.73	1.82	2.18	2161	27	490	32	39	250	21	573	43	71	248	21
QBY120A	1000 MCM AL	345	8 mil LC	1.124	1.88	1.97	2.33	2544	28	565	25	38	227	19	643	36	67	225	19
35kV 100% Aluminum Three Phase 10 mil LC																			
QBP130A	1/0 SOLID AL	345	10 mil LC	0.325	1.07	1.14	1.44	876	18	169	208	55	481	35	219	221	95	473	35
QBQ130A	1/0 AWG AL	345	10 mil LC	0.364	1.10	1.18	1.48	918	18	169	213	53	478	34	219	226	93	470	34
QBR130A	2/0 AWG AL	345	10 mil LC	0.408	1.15	1.22	1.52	981	19	192	169	51	425	32	248	182	91	418	32
QBS130A	3/0 AWG AL	345	10 mil LC	0.458	1.20	1.27	1.57	1060	19	219	134	49	380	30	280	147	88	374	30
QBT130A	4/0 AWG AL	345	10 mil LC	0.515	1.26	1.33	1.63	1149	20	248	107	48	343	28	315	120	85	338	28
QBU130A	250 MCM AL	345	10 mil LC	0.561	1.31	1.38	1.74	1310	21	272	91	46	318	27	342	104	83	313	27
QBV130A	350 MCM AL	345	10 mil LC	0.664	1.41	1.48	1.84	1504	23	327	66	44	278	25	401	79	79	274	25
QBW130A	500 MCM AL	345	10 mil LC	0.794	1.54	1.63	1.99	1796	24	395	47	42	240	23	472	60	74	238	23
QBX130A	750 MCM AL	345	10 mil LC	0.974	1.73	1.82	2.18	2222	27	487	32	39	206	21	560	45	69	205	21
QBY130A	1000 MCM AL	345	10 mil LC	1.124	1.88	1.97	2.33	2610	28	560	25	38	186	19	624	38	66	185	19

† Ampacities are based on the following:

†† Zero Sequence Impedance considers all return in the neutral only.

Information Subject to Change without Notice.

PRODUCT NOTES:

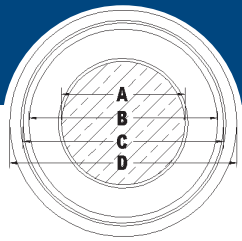
▲ Items are Prysmian authorized stock.
The above dimensions are approximate and subject to normal manufacturing tolerances.

Three Phase Operation

In Duct: Three single cables in plastic duct, direct-buried in a triangular configuration, 90°C conductor temperature, 20°C ambient temperature, earth RHO of 90°C-cm/Watt, 100% load factor, 36 inch depth of burial, and shields short-circuited.

Direct Buried: Three single cables, direct-buried, spaced 7.5 inches horizontally, 90°C conductor temperature, 20°C ambient temperature, earth RHO of 90°C-cm/Watt, 100% load factor, 36 inch depth of burial, and shields short-circuited.





TRXLPE TRIPLESEAL™

35kV 100%

Product Number	Conductor	Insulation Thickness (mils)	LC Shield Thickness	Conductor Dimensions (in.)				Cable Weight (lbs/ft)	Minimum Bending Radius (in.)	90°C In Duct					90°C Direct Buried				
				(A)	(B)	(C)	(D)			† Ampacity (Amps)	+/- Sequence Impedance Resistance (μΩ/ft)	+/- Sequence Impedance Reactance (μΩ/ft)	Zero Sequence Impedance Resistance (μΩ/ft) ††	Zero Sequence Impedance Reactance (μΩ/ft) ††	† Ampacity (Amps)	+/- Sequence Impedance Resistance (μΩ/ft)	+/- Sequence Impedance Reactance (μΩ/ft)	Zero Sequence Impedance Resistance (μΩ/ft) ††	Zero Sequence Impedance Reactance (μΩ/ft) ††
35kV 100% Copper Three Phase 8 mil LC																			
QB7120A	1/0 SOLID CU	345	8 mil LC	0.325	1.07	1.14	1.44	1058	18	217	126	55	469	35	279	137	97	460	35
QB8120A	1/0 AWG CU	345	8 mil LC	0.364	1.10	1.18	1.48	1099	18	218	129	53	461	34	280	140	95	452	34
QB9120A	2/0 AWG CU	345	8 mil LC	0.408	1.15	1.22	1.52	1218	19	247	103	51	423	32	315	114	92	416	32
QBA120A	3/0 AWG CU	345	8 mil LC	0.458	1.20	1.27	1.57	1369	19	280	82	49	390	30	355	93	89	384	30
QBB120A	4/0 AWG CU	345	8 mil LC	0.515	1.26	1.33	1.63	1548	20	317	65	48	361	28	398	76	86	356	28
QBC120A	250 MCM CU	345	8 mil LC	0.561	1.31	1.38	1.74	1790	21	348	55	46	340	27	431	67	84	335	27
QBD120A	350 MCM CU	345	8 mil LC	0.664	1.41	1.48	1.84	2198	23	417	40	44	306	25	502	51	80	302	25
QBE120A	500 MCM CU	345	8 mil LC	0.794	1.54	1.63	1.99	2811	24	501	29	42	272	23	584	40	76	269	23
QBF120A	750 MCM CU	345	8 mil LC	0.974	1.73	1.82	2.18	3760	27	609	21	39	239	21	681	31	71	237	21
QBG120A	1000 MCM CU	345	8 mil LC	1.124	1.88	1.97	2.33	4684	28	691	17	38	219	19	749	27	67	218	19
35kV 100% Copper Three Phase 10 mil LC																			
QB7130A	1/0 SOLID CU	345	10 mil LC	0.325	1.07	1.14	1.44	1099	18	217	127	55	400	35	278	140	95	393	35
QB8130A	1/0 AWG CU	345	10 mil LC	0.364	1.10	1.18	1.48	1140	18	217	129	53	394	34	278	143	93	387	34
QB9130A	2/0 AWG CU	345	10 mil LC	0.408	1.15	1.22	1.52	1261	19	246	103	51	359	32	313	116	91	353	32
QBA130A	3/0 AWG CU	345	10 mil LC	0.458	1.20	1.27	1.57	1414	19	280	82	49	329	30	351	95	88	323	30
QBB130A	4/0 AWG CU	345	10 mil LC	0.515	1.26	1.33	1.63	1594	20	317	66	48	102	28	393	79	85	298	28
QBC130A	250 MCM CU	345	10 mil LC	0.561	1.31	1.38	1.74	1838	21	347	56	46	283	27	425	69	83	279	27
QBD130A	350 MCM CU	345	10 mil LC	0.664	1.41	1.48	1.84	2249	23	415	41	44	253	25	492	54	79	250	25
QBE130A	500 MCM CU	345	10 mil LC	0.794	1.54	1.63	1.99	2867	24	497	30	42	223	23	569	43	74	221	23
QBF130A	750 MCM CU	345	10 mil LC	0.974	1.73	1.82	2.18	3821	27	603	21	39	195	21	659	34	69	194	21
QBG130A	1000 MCM CU	345	10 mil LC	1.124	1.88	1.97	2.33	4750	28	682	17	38	178	19	718	30	66	177	19

† Ampacities are based on the following:

†† Zero Sequence Impedance considers all return in the neutral only.

Information Subject to Change without Notice.

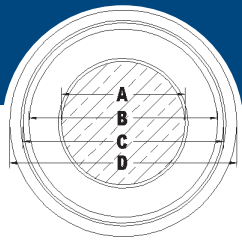
PRODUCT NOTES:

▲ Items are Prysmian authorized stock.
The above dimensions are approximate and subject to normal manufacturing tolerances.

Three Phase Operation

In Duct: Three single cables in plastic duct, direct-buried in a triangular configuration, 90°C conductor temperature, 20°C ambient temperature, earth RHO of 90°C-cm/Watt, 100% load factor, 36 inch depth of burial, and shields short-circuited.

Direct Buried: Three single cables, direct-buried, spaced 7.5 inches horizontally, 90°C conductor temperature, 20°C ambient temperature, earth RHO of 90°C-cm/Watt, 100% load factor, 36 inch depth of burial, and shields short-circuited.



TRXLPE TRIPLESEAL™

35kV 133%

Product Number	Conductor	Insulation Thickness (mil)	LC Shield Thickness	Conductor Dimensions (in.)				Cable Weight (lbs/ft)	Minimum Bending Radius (in.)	90°C In Duct					90°C Direct Buried				
				(A)	(B)	(C)	(D)			† Ampacity (Amps)	+/- Sequence Impedance Resistance (μΩ/ft)	+/- Sequence Impedance Reactance (μΩ/ft)	Zero Sequence Impedance Resistance (μΩ/ft) ††	Zero Sequence Impedance Reactance (μΩ/ft) ††	† Ampacity (Amps)	+/- Sequence Impedance Resistance (μΩ/ft)	+/- Sequence Impedance Reactance (μΩ/ft)	Zero Sequence Impedance Resistance (μΩ/ft) ††	Zero Sequence Impedance Reactance (μΩ/ft) ††
35kV 133% Aluminum Three Phase 8 mil LC																			
QCP120A	1/0 SOLID AL	420	8 mil LC	0.325	1.22	1.29	1.59	994	20	170	207	55	550	35	220	218	97	540	35
QCQ120A	1/0 AWG AL	420	8 mil LC	0.364	1.26	1.33	1.63	1038	20	169	212	53	544	34	220	223	95	535	34
QCR120A	2/0 AWG AL	420	8 mil LC	0.408	1.30	1.37	1.67	1104	21	193	168	51	489	32	249	180	92	481	32
QCS120A	3/0 AWG AL	420	8 mil LC	0.458	1.35	1.42	1.78	1266	22	219	133	49	442	30	282	144	89	435	30
QCT120A	4/0 AWG AL	420	8 mil LC	0.515	1.41	1.48	1.84	1361	23	249	106	48	403	28	317	118	86	396	28
QCU120A	250 MCM AL	420	8 mil LC	0.561	1.46	1.54	1.90	1456	23	273	90	46	375	27	345	102	84	369	27
QCV120A	350 MCM AL	420	8 mil LC	0.664	1.57	1.65	2.01	1680	25	328	65	44	331	25	406	76	80	326	25
QCW120A	500 MCM AL	420	8 mil LC	0.794	1.70	1.78	2.14	1953	26	397	46	42	289	23	480	57	76	286	23
QCX120A	750 MCM AL	420	8 mil LC	0.974	1.88	1.97	2.33	2392	28	490	32	39	250	21	573	43	71	248	21
QCY120A	1000 MCM AL	420	8 mil LC	1.124	2.03	2.12	2.48	2789	30	565	25	38	227	19	643	36	67	225	19
35kV 133% Aluminum Three Phase 10 mil LC																			
QCP130A	1/0 SOLID AL	420	10 mil LC	0.325	1.22	1.29	1.59	1039	20	169	208	55	481	35	219	221	95	473	35
QCQ130A	1/0 AWG AL	420	10 mil LC	0.364	1.26	1.33	1.63	1084	20	169	213	53	478	34	219	226	93	470	34
QCR130A	2/0 AWG AL	420	10 mil LC	0.408	1.30	1.37	1.67	1151	21	192	169	51	425	32	248	182	91	418	32
QCS130A	3/0 AWG AL	420	10 mil LC	0.458	1.35	1.42	1.78	1316	22	219	134	49	380	30	280	147	88	374	30
QCT130A	4/0 AWG AL	420	10 mil LC	0.515	1.41	1.48	1.84	1412	23	248	107	48	343	28	315	120	85	338	28
QCU130A	250 MCM AL	420	10 mil LC	0.561	1.46	1.54	1.90	1509	23	272	91	46	318	27	342	104	83	313	27
QCV130A	350 MCM AL	420	10 mil LC	0.664	1.57	1.65	2.01	1736	25	327	66	44	278	25	401	79	79	274	25
QCW130A	500 MCM AL	420	10 mil LC	0.794	1.70	1.78	2.14	2013	26	395	47	42	240	23	472	60	74	238	23
QCX130A	750 MCM AL	420	10 mil LC	0.974	1.88	1.97	2.33	2458	28	487	32	39	206	21	560	45	69	205	21
QCY130A	1000 MCM AL	420	10 mil LC	1.124	2.03	2.12	2.48	2860	30	560	25	38	186	19	624	38	66	185	19

† Ampacities are based on the following:

†† Zero Sequence Impedance considers all return in the neutral only.

Information Subject to Change without Notice.

PRODUCT NOTES:

▲ Items are Prysmian authorized stock.
The above dimensions are approximate and subject to normal manufacturing tolerances.

Three Phase Operation

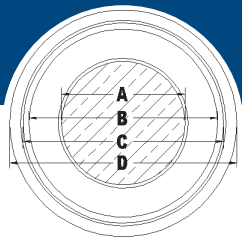
In Duct: Three single cables in plastic duct, direct-buried in a triangular configuration, 90°C conductor temperature, 20°C ambient temperature, earth RHO of 90°C-cm/Watt, 100% load factor, 36 inch depth of burial, and shields short-circuited.

Direct Buried: Three single cables, direct-buried, spaced 7.5 inches horizontally, 90°C conductor temperature, 20°C ambient temperature, earth RHO of 90°C-cm/Watt, 100% load factor, 36 inch depth of burial, and shields short-circuited.



1-800-845-8507 (US)
1-800-263-4405 (West-CAN)
1-800-361-1418 (East-CAN)

www.prysmianusa.com
www.prysmiancanada.com



TRXLPE TRIPLESEAL™

35kV 133%

Product Number	Conductor	Insulation Thickness (mil/s)	LC Shield Thickness	Conductor Dimensions (in.)				Cable Weight (lbs/ft)	Minimum Bending Radius (in.)	90°C In Duct					90°C Direct Buried				
				(A)	(B)	(C)	(D)			† Ampacity (Amps)	+/- Sequence Impedance Resistance (μΩ/ft)	+/- Sequence Impedance Reactance (μΩ/ft)	Zero Sequence Impedance Resistance (μΩ/ft) ††	Zero Sequence Impedance Reactance (μΩ/ft) ††	† Ampacity (Amps)	+/- Sequence Impedance Resistance (μΩ/ft)	+/- Sequence Impedance Reactance (μΩ/ft)	Zero Sequence Impedance Resistance (μΩ/ft) ††	Zero Sequence Impedance Reactance (μΩ/ft) ††
35kV 133% Copper Three Phase 8 mil LC																			
QC7120A	1/0 SOLID CU	420	8 mil LC	0.325	1.22	1.29	1.59	1216	20	217	126	55	469	35	279	137	97	460	35
QC8120A	1/0 AWG CU	420	8 mil LC	0.364	1.26	1.33	1.63	1260	20	218	129	53	461	34	280	140	95	452	34
QC9120A	2/0 AWG CU	420	8 mil LC	0.408	1.30	1.37	1.67	1384	21	247	103	51	423	32	315	114	92	416	32
QCA120A	3/0 AWG CU	420	8 mil LC	0.458	1.35	1.42	1.78	1619	22	280	82	49	390	30	355	93	89	384	30
QCB120A	4/0 AWG CU	420	8 mil LC	0.515	1.41	1.48	1.84	1807	23	317	65	48	361	28	398	76	86	356	28
QCC120A	250 MCM CU	420	8 mil LC	0.561	1.46	1.54	1.90	1983	23	348	55	46	340	27	431	67	84	335	27
QCD120A	350 MCM CU	420	8 mil LC	0.664	1.57	1.65	2.01	2424	25	417	40	44	306	25	502	51	80	302	25
QCE120A	500 MCM CU	420	8 mil LC	0.794	1.70	1.78	2.14	3024	26	501	29	42	272	23	584	40	76	269	23
QCF120A	750 MCM CU	420	8 mil LC	0.974	1.88	1.97	2.33	3991	28	609	21	39	239	21	681	31	71	237	21
QCG120A	1000 MCM CU	420	8 mil LC	1.124	2.03	2.12	2.48	4930	30	691	17	38	219	19	749	27	67	218	19
35kV 133% Copper Three Phase 10 mil LC																			
QC7130A	1/0 SOLID CU	420	10 mil LC	0.325	1.22	1.29	1.59	1261	20	217	127	55	400	35	278	140	95	393	35
QC8130A	1/0 AWG CU	420	10 mil LC	0.364	1.26	1.33	1.63	1307	20	217	129	53	394	34	278	143	93	387	34
QC9130A	2/0 AWG CU	420	10 mil LC	0.408	1.30	1.37	1.67	1432	21	246	103	51	359	32	313	116	91	353	32
QCA130A	3/0 AWG CU	420	10 mil LC	0.458	1.35	1.42	1.78	1669	22	280	82	49	329	30	351	95	88	323	30
QCB130A	4/0 AWG CU	420	10 mil LC	0.515	1.41	1.48	1.84	1857	23	317	66	48	102	28	393	79	85	298	28
QCC130A	250 MCM CU	420	10 mil LC	0.561	1.46	1.54	1.90	2036	23	347	56	46	283	27	425	69	83	279	27
QCD130A	350 MCM CU	420	10 mil LC	0.664	1.57	1.65	2.01	2481	25	415	41	44	253	25	492	54	79	250	25
QCE130A	500 MCM CU	420	10 mil LC	0.794	1.70	1.78	2.14	3084	26	497	30	42	223	23	569	43	74	221	23
QCF130A	750 MCM CU	420	10 mil LC	0.974	1.88	1.97	2.33	4057	28	603	21	39	195	21	659	34	69	194	21
QCG130A	1000 MCM CU	420	10 mil LC	1.124	2.03	2.12	2.48	5000	30	682	17	38	178	19	718	30	66	177	19

† Ampacities are based on the following:

†† Zero Sequence Impedance considers all return in the neutral only.

Information Subject to Change without Notice.

PRODUCT NOTES:

▲ Items are Prysmian authorized stock.
The above dimensions are approximate and subject to normal manufacturing tolerances.

Three Phase Operation

In Duct: Three single cables in plastic duct, direct-buried in a triangular configuration, 90°C conductor temperature, 20°C ambient temperature, earth RHO of 90°C-cm/Watt, 100% load factor, 36 inch depth of burial, and shields short-circuited.

Direct Buried: Three single cables, direct-buried, spaced 7.5 inches horizontally, 90°C conductor temperature, 20°C ambient temperature, earth RHO of 90°C-cm/Watt, 100% load factor, 36 inch depth of burial, and shields short-circuited.

