

Description

Single conductor cable with solid or filled strand aluminum or copper conductors, triple extruded insulation system consisting of a thermosetting semiconducting conductor shield, high dielectric strength EPROTENAX™ EPR insulation, thermosetting semiconducting insulation shield, copper concentric neutral wires, water swellable agents, black sleeved linear low-density polyethylene (LLDPE) jacket.

Specifications

Ratings

AEIC AEIC CS8

ICEA ICEA S-94-649

ICEA ICEA T-31-610

ICEA ICEA T-34-664

For 105°C continuous, 140°C emergency, 250°C short-circuit operation.



Design Parameters

Conductor

- Solid or Class B Compressed concentric strand Aluminum alloy 1350 or soft drawn annealed copper per ASTM. Stranded conductors are water-blocked with STRANDSEAL® conductor filling compound.

Conductor Shield

- Extruded thermosetting semiconducting shield which is free stripping from the conductor and bonded to the insulation.

Insulation

- Natural high dielectric strength EPROTENAX™ EPR-based insulation, combined with other materials and agents that enhance the electrical and mechanical characteristics assuring extended cable life.

Insulation Shield

- Extruded thermosetting semiconducting shield with controlled adhesion to the insulation providing the required balance between electrical integrity and ease of stripping.

Metallic Shield

- Solid bare copper wires, helically applied and uniformly spaced.

Water Blocking Agents

- Water swellable tape applied longitudinally over the concentric neutrals combined with an application of water swellable agents to resist longitudinal water penetration under the jacket.









Jacket

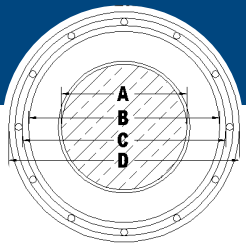
- Sleeved black insulating sunlight resistant linear low density polyethylene with three extruded red stripes and NESC lightning bolt symbol. Rip cords are applied underneath the jacket to ease removal.

Options

- Black LLDPE jacket with no stripes
- Multiplex cables
- Tinned round or flat strap neutrals
- Compact stranded conductors
- UL MV-90 Rating if Required
- 46kV
- REA/RUS U-1 where applicable

Installations

- | | |
|---|---|
|  Conduit in Air |  Direct Buried |
|  Underground Duct |  Isolated in Air |
|  Wet Locations |  Dry Locations |
|  With Messenger |  Utility Primary |



EPR SUPERDRI™

5kV 100%

Product Number	Conductor	Insulation Thickness (mil)	Concentric Neutral	Conductor Diameter (in.)	Insulation Diameter (in.)	Insulation Shield Diameter (in.)	Jacket Diameter (in.)	Cable Weight (lbs/ft)	Minimum Bending Radius (in.)	±105°C In Duct					±105°C Direct Buried						
										† Ampacity (Amps)	± Sequence Impedance Resistance (μΩ/ft)	± Sequence Impedance Reactance (μΩ/ft)	Zero Sequence Impedance Resistance (μΩ/ft)	Zero Sequence Impedance Reactance (μΩ/ft)††	† Ampacity (Amps)	± Sequence Impedance Resistance (μΩ/ft)	± Sequence Impedance Reactance (μΩ/ft)	Zero Sequence Impedance Resistance (μΩ/ft)	Zero Sequence Impedance Reactance (μΩ/ft)††		
5kV 100% Aluminum Single Phase – Full Neutral																					
QJL050A	2	SOLID AL	90	10-#14	0.258	0.49	0.56	0.85	357	7	134	694	24	694	25	192	694	24	694	25	
QJM050A	2	AWG AL	90	10-#14	0.284	0.51	0.58	0.91	395	8	136	701	25	701	25	191	701	25	701	25	
QJN050A	1	SOLID AL	90	13-#14	0.289	0.52	0.59	0.92	445	8	154	542	23	542	23	217	542	23	542	23	
QJO050A	1	AWG AL	90	13-#14	0.324	0.55	0.62	0.95	465	8	156	547	22	547	22	218	547	22	547	22	
QJP050A	1/0	SOLID AL	90	16-#14	0.325	0.56	0.63	0.95	516	8	175	435	22	435	22	246	435	22	435	22	
QJQ050A	1/0	AWG AL	90	16-#14	0.364	0.59	0.66	0.99	541	8	177	440	21	440	21	247	440	21	440	21	
QJR050A	2/0	AWG AL	90	13-#12	0.408	0.64	0.71	1.07	649	9	205	343	21	343	20	284	343	21	343	20	
QJS050A	3/0	AWG AL	90	16-#12	0.458	0.69	0.76	1.12	764	9	233	275	20	275	19	322	275	20	275	19	
QJT050A	4/0	AWG AL	90	13-#10	0.515	0.75	0.82	1.22	930	10	270	220	19	216	19	369	216	19	216	19	
QJU050A	250	MCM AL	90	16-#10	0.561	0.80	0.87	1.27	1105	11	301	179	18	179	18	408	179	18	179	18	
QJV050A	350	MCM AL	90	16-#9	0.664	0.90	0.97	1.40	1389	12	358	136	17	136	17	481	136	17	136	17	
5kV 100% Aluminum Three Phase - One-Third Neutral																					
QJL040A	2	SOLID AL	90	6-#14	0.258	0.49	0.56	0.85	305	7	136	344	47	914	25	198	355	103	899	25	
QJM040A	2	AWG AL	90	6-#14	0.284	0.51	0.58	0.91	343	8	138	351	48	922	25	197	361	102	907	25	
QJN040A	1	SOLID AL	90	6-#14	0.289	0.52	0.59	0.92	353	8	156	273	46	844	23	223	284	100	830	23	
QJO040A	1	AWG AL	90	6-#14	0.324	0.55	0.62	0.95	374	8	157	279	45	850	22	223	288	98	837	22	
QJP040A	1/0	SOLID AL	90	6-#14	0.325	0.56	0.63	0.95	386	8	178	217	44	789	22	252	227	98	776	22	
QJQ040A	1/0	AWG AL	90	6-#14	0.364	0.59	0.66	0.99	410	8	178	222	44	795	21	252	231	96	783	21	
QJR040A	2/0	AWG AL	90	7-#14	0.408	0.64	0.71	1.04	467	9	203	176	42	668	20	284	187	93	658	20	
QJS040A	3/0	AWG AL	90	9-#14	0.458	0.69	0.76	1.09	545	9	232	140	40	522	19	319	152	89	516	19	
QJT040A	4/0	AWG AL	90	11-#14	0.515	0.75	0.82	1.14	637	10	264	112	39	425	18	356	126	85	420	18	
QJU040A	250	MCM AL	90	13-#14	0.561	0.80	0.87	1.20	729	10	290	95	38	360	17	383	111	82	356	17	
QJV040A	350	MCM AL	90	18-#14	0.664	0.90	0.97	1.30	937	11	348	69	36	260	15	439	88	75	258	15	
QJW040A	500	MCM AL	90	16-#12	0.794	1.03	1.12	1.48	1261	12	423	50	35	182	15	498	72	67	182	15	
QJX040A	750	MCM AL	90	24-#12	0.974	1.22	1.31	1.67	1765	14	513	36	33	122	14	559	29	55	122	14	
QJY040A	1000	MCM AL	90	20-#10	1.124	1.37	1.46	1.92	2319	16	580	30	32	93	13	606	52	46	92	13	

† Ampacities are based on the following:

†† Zero Sequence Impedance considers all return in the neutral only.

Information Subject to Change without Notice.

PRODUCT NOTES:

▲ Items are Prysmian authorized stock. The above dimensions are approximate and subject to normal manufacturing tolerances. Single Phase Impedance Values Assume Full Return in the Metallic Shield.

Single Phase Operation (Full Neutral Design)

In Duct: One single cable in plastic duct, direct-buried, 105°C conductor temperature, 20°C ambient temperature, earth RHO of 90°C-cm/Watt, 100% load factor, 36 inch depth of burial, and shields short-circuited.
Direct Buried: One single cable, direct-buried, 105°C conductor temperature, 20°C ambient temperature, earth RHO of 90°C-cm/Watt, 100% load factor, 36 inch depth of burial, and shields short-circuited.

Three Phase Operation (1/3 Neutral Design)

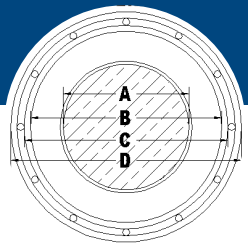
In Duct: Three single cables in plastic duct, direct-buried in a triangular configuration, 105°C conductor temperature, 20°C ambient temperature, earth RHO of 90°C-cm/Watt, 100% load factor, 36 inch depth of burial, and shields short-circuited.
Direct Buried: Three single cables, direct-buried, spaced 7.5 inches horizontally, 105°C conductor temperature, 20°C ambient temperature, earth RHO of 90°C-cm/Watt, 100% load factor, 36 inch depth of burial, and shields short-circuited.

‡ EPROTENAX™ EPR-insulated cables are capable of operating at 105°C. However, the maximum operating temperature of the cable should be based on the maximum operating temperature of the cable accessories to be used.



1-800-845-8507 (US)
1-800-263-4405 (West-CAN)
1-800-361-1418 (East-CAN)

www.prysmianusa.com
www.prysmiancanada.com



EPR SUPERDRI™

5kV 100%

Product Number	Conductor	Insulation Thickness (mil)	Concentric Neutral	Conductor Diameter (in.)	Insulation Diameter (in.)	Insulation Shield Diameter (in.)	Jacket Diameter (in.)	Cable Weight (lbs/ft)	Minimum Bending Radius (in.)	±105°C In Duct					±105°C Direct Buried						
										† Ampacity (Amps)	† Sequence Impedance Resistance (μΩ/ft)	† Sequence Impedance Reactance (μΩ/ft)	Zero Sequence Impedance Resistance (μΩ/ft)	Zero Sequence Impedance Reactance (μΩ/ft)††	† Ampacity (Amps)	† Sequence Impedance Resistance (μΩ/ft)	† Sequence Impedance Reactance (μΩ/ft)	Zero Sequence Impedance Resistance (μΩ/ft)	Zero Sequence Impedance Reactance (μΩ/ft)††		
5kV 100% Copper Single Phase – Full Neutral																					
QJ3050A	2	SOLID CU	90	16-#14	0.258	0.49	0.56	0.85	574	7	171	427	25	427	25	245	427	25	427	25	
QJ4050A	2	AWG CU	90	16-#14	0.284	0.51	0.58	0.91	612	8	173	431	25	431	25	243	431	25	431	25	
QJ5050A	1	SOLID CU	90	13-#12	0.289	0.52	0.59	0.95	723	8	199	333	24	333	24	279	333	24	333	24	
QJ6050A	1	AWG CU	90	13-#12	0.324	0.55	0.62	0.99	745	8	201	337	23	337	23	280	337	23	337	23	
QJ7050A	1/0	SOLID CU	90	16-#12	0.325	0.56	0.63	0.99	866	8	226	268	23	268	22	315	268	23	268	22	
QJ8050A	1/0	AWG CU	90	16-#12	0.364	0.59	0.66	1.03	890	9	228	270	22	270	22	317	270	22	270	22	
QJ9050A	2/0	AWG CU	90	13-#10	0.408	0.64	0.71	1.11	1092	9	264	212	22	212	21	364	212	22	212	21	
QJA050A	3/0	AWG CU	90	16-#10	0.458	0.69	0.76	1.16	1316	10	300	170	20	170	20	411	170	20	170	20	
QJB050A	4/0	AWG CU	90	16-#9	0.515	0.75	0.82	1.24	1613	10	344	136	20	136	19	468	136	20	136	19	
5kV 100% Copper Three Phase – One-Third Neutral																					
QJ3040A	2	SOLID CU	90	6-#14	0.258	0.49	0.56	0.85	444	7	175	209	47	779	25	252	219	103	764	25	
QJ4040A	2	AWG CU	90	6-#14	0.284	0.51	0.58	0.91	482	8	177	213	48	784	25	251	223	102	770	25	
QJ5040A	1	SOLID CU	90	7-#14	0.289	0.52	0.59	0.92	541	8	201	166	46	655	23	283	178	100	644	23	
QJ6040A	1	AWG CU	90	7-#14	0.324	0.55	0.62	0.95	563	8	201	170	45	660	22	283	181	98	649	22	
QJ7040A	1/0	SOLID CU	90	9-#14	0.325	0.56	0.63	0.95	648	8	228	132	44	513	22	316	146	96	505	22	
QJ8040A	1/0	AWG CU	90	9-#14	0.364	0.59	0.66	0.99	672	8	229	135	43	516	21	317	149	94	509	21	
QJ9040A	2/0	AWG CU	90	11-#14	0.408	0.64	0.71	1.04	799	9	260	108	42	420	20	353	123	90	414	20	
QJA040A	3/0	AWG CU	90	14-#14	0.458	0.69	0.76	1.09	964	9	296	86	40	331	19	390	105	86	328	19	
QJB040A	4/0	AWG CU	90	18-#14	0.515	0.75	0.82	1.14	1173	10	335	69	39	259	18	426	91	80	257	18	
QJC040A	250	MCM CU	90	21-#14	0.561	0.80	0.87	1.20	1364	10	367	59	38	222	17	452	82	76	220	17	
QJD040A	350	MCM CU	90	18-#12	0.664	0.90	0.97	1.33	1829	11	438	44	36	161	16	504	69	66	160	16	
QJE040A	500	MCM CU	90	17-#10	0.794	1.03	1.12	1.53	2571	13	518	34	35	109	15	556	59	54	109	15	
QJF040A	750	MCM CU	90	20-#9	0.974	1.22	1.31	1.80	3780	15	603	27	32	75	14	620	49	41	74	14	
QJG040A	1000	MCM CU	90	21-#8	1.124	1.37	1.46	1.98	4923	16	655	24	30	56	13	679	42	33	56	13	

† Ampacities are based on the following:

†† Zero Sequence Impedance considers all return in the neutral only.

Information Subject to Change without Notice.

PRODUCT NOTES:

▲ Items are Prysmian authorized stock. The above dimensions are approximate and subject to normal manufacturing tolerances. Single Phase Impedance Values Assume Full Return in the Metallic Shield.

Single Phase Operation (Full Neutral Design)

In Duct: One single cable in plastic duct, direct-buried, 105°C conductor temperature, 20°C ambient temperature, earth RHO of 90°C-cm/Watt, 100% load factor, 36 inch depth of burial, and shields short-circuited.
Direct Buried: One single cable, direct-buried, 105°C conductor temperature, 20°C ambient temperature, earth RHO of 90°C-cm/Watt, 100% load factor, 36 inch depth of burial, and shields short-circuited.

Three Phase Operation (1/3 Neutral Design)

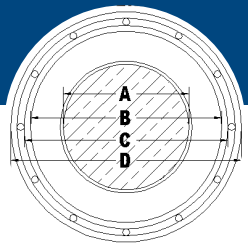
In Duct: Three single cables in plastic duct, direct-buried in a triangular configuration, 105°C conductor temperature, 20°C ambient temperature, earth RHO of 90°C-cm/Watt, 100% load factor, 36 inch depth of burial, and shields short-circuited.
Direct Buried: Three single cables, direct-buried, spaced 7.5 inches horizontally, 105°C conductor temperature, 20°C ambient temperature, earth RHO of 90°C-cm/Watt, 100% load factor, 36 inch depth of burial, and shields short-circuited.

‡ EPRONEX™ EPR-insulated cables are capable of operating at 105°C. However, the maximum operating temperature of the cable should be based on the maximum operating temperature of the cable accessories to be used.



1-800-845-8507 (US)
1-800-263-4405 (West-CAN)
1-800-361-1418 (East-CAN)

www.prysmianusa.com
www.prysmiancanada.com



EPR SUPERDRI™

5kV 133%

Product Number	Conductor	Insulation Thickness (mil)	Concentric Neutral	Conductor Diameter (in.)	Insulation Diameter (in.)	Insulation Shield Diameter (in.)	Jacket Diameter (in.)	Cable Weight (lbs/ft)	Minimum Bending Radius (in.)	±105°C In Duct					±105°C Direct Buried						
										† Ampacity (Amps)	† Sequence Impedance Resistance (μΩ/ft)	† Sequence Impedance Reactance (μΩ/ft)	Zero Sequence Impedance Resistance (μΩ/ft)	Zero Sequence Impedance Reactance (μΩ/ft)††	† Ampacity (Amps)	† Sequence Impedance Resistance (μΩ/ft)	† Sequence Impedance Reactance (μΩ/ft)	Zero Sequence Impedance Resistance (μΩ/ft)	Zero Sequence Impedance Reactance (μΩ/ft)††		
5kV 133% Aluminum Single Phase – Full Neutral																					
QKL050A	2	SOLID AL	115	10-#14	0.258	0.54	0.61	0.94	407	8	134	694	24	694	25	192	694	24	694	25	
QKM050A	2	AWG AL	115	10-#14	0.284	0.56	0.63	0.96	425	8	136	701	25	701	25	191	701	25	701	25	
QKN050A	1	SOLID AL	115	13-#14	0.289	0.57	0.64	0.97	474	8	154	542	23	542	23	217	542	23	542	23	
QKO050A	1	AWG AL	115	13-#14	0.324	0.60	0.67	1.00	496	9	156	547	22	547	22	218	547	22	547	22	
QKP050A	1/0	SOLID AL	115	16-#14	0.325	0.61	0.68	1.00	548	9	175	435	22	435	22	246	435	22	435	22	
QKQ050A	1/0	AWG AL	115	16-#14	0.364	0.64	0.71	1.04	573	9	177	440	21	440	21	247	440	21	440	21	
QKR050A	2/0	AWG AL	115	13-#12	0.408	0.69	0.76	1.12	684	9	205	343	21	343	20	284	343	21	343	20	
QKS050A	3/0	AWG AL	115	16-#12	0.458	0.74	0.81	1.17	801	10	233	275	20	275	19	322	275	20	275	19	
QKT050A	4/0	AWG AL	115	13-#10	0.515	0.80	0.87	1.27	968	11	270	220	19	216	19	369	216	19	216	19	
QKU050A	250	MCM AL	115	16-#10	0.561	0.85	0.92	1.32	1146	11	301	179	18	179	18	408	179	18	179	18	
QKV050A	350	MCM AL	115	16-#9	0.664	0.95	1.02	1.45	1434	12	358	136	17	136	17	481	136	17	136	17	
5kV 133% Aluminum Three Phase – One-Third Neutral																					
QKL040A	2	SOLID AL	115	6-#14	0.258	0.54	0.61	0.94	355	8	136	344	47	914	25	198	355	103	899	25	
QKM040A	2	AWG AL	115	6-#14	0.284	0.56	0.63	0.96	373	8	138	351	48	922	25	197	361	102	907	25	
QKN040A	1	SOLID AL	115	6-#14	0.289	0.57	0.64	0.97	383	8	156	273	46	844	23	223	284	100	830	23	
QKO040A	1	AWG AL	115	6-#14	0.324	0.60	0.67	1.00	405	9	157	279	45	850	22	223	288	98	837	22	
QKP040A	1/0	SOLID AL	115	6-#14	0.325	0.61	0.68	1.00	417	9	178	217	44	789	22	252	227	98	776	22	
QKQ040A	1/0	AWG AL	115	6-#14	0.364	0.64	0.71	1.04	443	9	178	222	44	795	21	252	231	96	783	21	
QKR040A	2/0	AWG AL	115	7-#14	0.408	0.69	0.76	1.09	501	9	203	176	42	668	20	284	187	93	658	20	
QKS040A	3/0	AWG AL	115	9-#14	0.458	0.74	0.81	1.14	582	10	232	140	40	522	19	319	152	89	516	19	
QKT040A	4/0	AWG AL	115	11-#14	0.515	0.80	0.87	1.19	675	10	264	112	39	425	18	356	126	85	420	18	
QKU040A	250	MCM AL	115	13-#14	0.561	0.85	0.92	1.25	770	10	290	95	38	360	17	383	111	82	356	17	
QKV040A	350	MCM AL	115	18-#14	0.664	0.95	1.02	1.35	981	11	348	69	36	260	15	439	88	75	258	15	
QKW040A	500	MCM AL	115	16-#12	0.794	1.08	1.17	1.53	1312	13	423	50	35	182	15	498	72	67	182	15	
QKX040A	750	MCM AL	115	24-#12	0.974	1.27	1.36	1.78	1890	15	513	36	33	122	14	559	29	55	122	14	
QKY040A	1000	MCM AL	115	20-#10	1.124	1.42	1.51	1.97	2385	16	580	30	32	93	13	606	52	46	92	13	

† Ampacities are based on the following:

†† Zero Sequence Impedance considers all return in the neutral only.

Information Subject to Change without Notice.

PRODUCT NOTES:

▲ Items are Prysmian authorized stock. The above dimensions are approximate and subject to normal manufacturing tolerances. Single Phase Impedance Values Assume Full Return in the Metallic Shield.

Single Phase Operation (Full Neutral Design)

In Duct: One single cable in plastic duct, direct-buried, 105°C conductor temperature, 20°C ambient temperature, earth RHO of 90°C-cm/Watt, 100% load factor, 36 inch depth of burial, and shields short-circuited.
Direct Buried: One single cable, direct-buried, 105°C conductor temperature, 20°C ambient temperature, earth RHO of 90°C-cm/Watt, 100% load factor, 36 inch depth of burial, and shields short-circuited.

Three Phase Operation (1/3 Neutral Design)

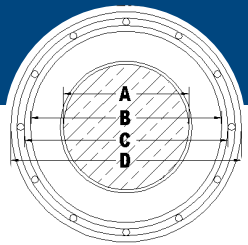
In Duct: Three single cables in plastic duct, direct-buried in a triangular configuration, 105°C conductor temperature, 20°C ambient temperature, earth RHO of 90°C-cm/Watt, 100% load factor, 36 inch depth of burial, and shields short-circuited.
Direct Buried: Three single cables, direct-buried, spaced 7.5 inches horizontally, 105°C conductor temperature, 20°C ambient temperature, earth RHO of 90°C-cm/Watt, 100% load factor, 36 inch depth of burial, and shields short-circuited.

‡ EPRONEX™ EPR-insulated cables are capable of operating at 105°C. However, the maximum operating temperature of the cable should be based on the maximum operating temperature of the cable accessories to be used.



1-800-845-8507 (US)
1-800-263-4405 (West-CAN)
1-800-361-1418 (East-CAN)

www.prysmianusa.com
www.prysmiancanada.com



EPR SUPERDRI™

5kV 133%

Product Number	Conductor	Insulation Thickness (mil)	Concentric Neutral	Conductor Diameter (in.)	Insulation Diameter (in.)	Insulation Shield Diameter (in.)	Jacket Diameter (in.)	Cable Weight (lbs/ft)	Minimum Bending Radius (in.)	±105°C In Duct					±105°C Direct Buried						
										† Ampacity (Amps)	† Sequence Impedance Resistance (μΩ/ft)	† Sequence Impedance Reactance (μΩ/ft)	Zero Sequence Impedance Resistance (μΩ/ft)	Zero Sequence Impedance Reactance (μΩ/ft)††	† Ampacity (Amps)	† Sequence Impedance Resistance (μΩ/ft)	† Sequence Impedance Reactance (μΩ/ft)	Zero Sequence Impedance Resistance (μΩ/ft)	Zero Sequence Impedance Reactance (μΩ/ft)††		
5kV 133% Copper Single Phase – Full Neutral																					
QK3050A	2	SOLID CU	115	16-#14	0.258	0.54	0.61	0.94	624	8	171	427	25	427	25	245	427	25	427	25	
QK4050A	2	AWG CU	115	16-#14	0.284	0.56	0.63	0.96	642	8	173	431	25	431	25	243	431	25	431	25	
QK5050A	1	SOLID CU	115	13-#12	0.289	0.57	0.64	1.00	753	9	199	333	24	333	24	279	333	24	333	24	
QK6050A	1	AWG CU	115	13-#12	0.324	0.60	0.67	1.04	777	9	201	337	23	337	23	280	337	23	337	23	
QK7050A	1/0	SOLID CU	115	16-#12	0.325	0.61	0.68	1.04	897	9	226	268	23	268	22	315	268	23	268	22	
QK8050A	1/0	AWG CU	115	16-#12	0.364	0.64	0.71	1.08	923	9	228	270	22	270	22	317	270	22	270	22	
QK9050A	2/0	AWG CU	115	13-#10	0.408	0.69	0.76	1.16	1126	10	264	212	22	212	21	364	212	22	212	21	
QKA050A	3/0	AWG CU	115	16-#10	0.458	0.74	0.81	1.21	1353	10	300	170	20	170	20	411	170	20	170	20	
QKB050A	4/0	AWG CU	115	16-#9	0.515	0.80	0.87	1.29	1652	11	344	136	20	136	19	468	136	20	136	19	
5kV 133% Copper Three Phase – One-Third Neutral																					
QK3040A	2	SOLID CU	115	6-#14	0.258	0.54	0.61	0.94	494	8	175	209	47	779	25	252	219	103	764	25	
QK4040A	2	AWG CU	115	6-#14	0.284	0.56	0.63	0.96	512	8	177	213	48	784	25	251	223	102	770	25	
QK5040A	1	SOLID CU	115	7-#14	0.289	0.57	0.64	0.97	571	8	201	166	46	655	23	283	178	100	644	23	
QK6040A	1	AWG CU	115	7-#14	0.324	0.60	0.67	1.00	594	9	201	170	45	660	22	283	181	98	649	22	
QK7040A	1/0	SOLID CU	115	9-#14	0.325	0.61	0.68	1.00	679	9	228	132	44	513	22	316	146	96	505	22	
QK8040A	1/0	AWG CU	115	9-#14	0.364	0.64	0.71	1.04	704	9	229	135	43	516	21	317	149	94	509	21	
QK9040A	2/0	AWG CU	115	11-#14	0.408	0.69	0.76	1.09	833	9	260	108	42	420	20	353	123	90	414	20	
QKA040A	3/0	AWG CU	115	14-#14	0.458	0.74	0.81	1.14	1000	10	296	86	40	331	19	390	105	86	328	19	
QKB040A	4/0	AWG CU	115	18-#14	0.515	0.80	0.87	1.19	1212	10	335	69	39	259	18	426	91	80	257	18	
QKC040A	250	MCM CU	115	21-#14	0.561	0.85	0.92	1.25	1405	10	367	59	38	222	17	452	82	76	220	17	
QKD040A	350	MCM CU	115	18-#12	0.664	0.95	1.02	1.38	1874	12	438	44	36	161	16	504	69	66	160	16	
QKE040A	500	MCM CU	115	17-#10	0.794	1.08	1.17	1.58	2622	13	518	34	35	109	15	556	59	54	109	15	
QKF040A	750	MCM CU	115	20-#9	0.974	1.27	1.36	1.85	3841	15	603	27	32	75	14	620	49	41	74	14	
QKG040A	1000	MCM CU	115	21-#8	1.124	1.42	1.51	2.03	4989	17	655	24	30	56	13	679	42	33	56	13	

† Ampacities are based on the following:

†† Zero Sequence Impedance considers all return in the neutral only.

Information Subject to Change without Notice.

PRODUCT NOTES:

▲ Items are Prysmian authorized stock. The above dimensions are approximate and subject to normal manufacturing tolerances. Single Phase Impedance Values Assume Full Return in the Metallic Shield.

Single Phase Operation (Full Neutral Design)

In Duct: One single cable in plastic duct, direct-buried, 105°C conductor temperature, 20°C ambient temperature, earth RHO of 90°C-cm/Watt, 100% load factor, 36 inch depth of burial, and shields short-circuited.
Direct Buried: One single cable, direct-buried, 105°C conductor temperature, 20°C ambient temperature, earth RHO of 90°C-cm/Watt, 100% load factor, 36 inch depth of burial, and shields short-circuited.

Three Phase Operation (1/3 Neutral Design)

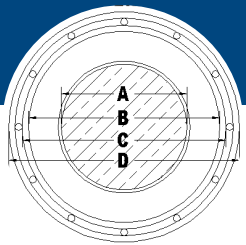
In Duct: Three single cables in plastic duct, direct-buried in a triangular configuration, 105°C conductor temperature, 20°C ambient temperature, earth RHO of 90°C-cm/Watt, 100% load factor, 36 inch depth of burial, and shields short-circuited.
Direct Buried: Three single cables, direct-buried, spaced 7.5 inches horizontally, 105°C conductor temperature, 20°C ambient temperature, earth RHO of 90°C-cm/Watt, 100% load factor, 36 inch depth of burial, and shields short-circuited.

‡ EPRONEX™ EPR-insulated cables are capable of operating at 105°C. However, the maximum operating temperature of the cable should be based on the maximum operating temperature of the cable accessories to be used.



1-800-845-8507 (US)
1-800-263-4405 (West-CAN)
1-800-361-1418 (East-CAN)

www.prysmianusa.com
www.prysmiancanada.com



EPR SUPERDRI™

15kV 100%

Product Number	Conductor	Insulation Thickness (mil)	Concentric Neutral	Conductor Diameter (in.)	Insulation Diameter (in.)	Insulation Shield Diameter (in.)	Jacket Diameter (in.)	Cable Weight (lbs/ft)	Minimum Bending Radius (in.)	† Ampacity (Amps)	±105°C In Duct					±105°C Direct Buried					
											± Sequence Impedance Resistance (μΩ/ft)	± Sequence Impedance Reactance (μΩ/ft)	Zero Sequence Impedance Resistance (μΩ/ft)	Zero Sequence Impedance Reactance (μΩ/ft)††	† Ampacity (Amps)	± Sequence Impedance Resistance (μΩ/ft)	± Sequence Impedance Reactance (μΩ/ft)	Zero Sequence Impedance Resistance (μΩ/ft)	Zero Sequence Impedance Reactance (μΩ/ft)††		
15kV 100% Aluminum Single Phase – Full Neutral																					
QML050A	2	SOLID AL	175	10-#14	0.258	0.66	0.73	1.06	484	9	139	694	29	694	30	188	694	29	694	30	
QMM050A	2	AWG AL	175	10-#14	0.284	0.68	0.75	1.08	504	9	139	701	30	701	31	189	701	30	701	31	
QMN050A	1	SOLID AL	175	13-#14	0.289	0.69	0.76	1.09	554	9	159	542	28	542	29	215	542	28	542	29	
QMO050A	1	AWG AL	175	13-#14	0.324	0.72	0.79	1.12	579	9	160	547	27	547	28	216	547	27	547	28	
QMP050A	1/0	SOLID AL	175	16-#14	0.325	0.73	0.80	1.12	631	9	180	435	27	435	27	243	435	27	435	27	
QM050A	1/0	AWG AL	175	16-#14	0.364	0.76	0.83	1.16	660	10	181	440	26	440	26	244	440	26	440	26	
QMR050A	2/0	AWG AL	175	13-#12	0.408	0.81	0.88	1.24	775	10	210	343	25	343	25	281	343	25	343	25	
QMS050A	3/0	AWG AL	175	16-#12	0.458	0.86	0.93	1.29	896	11	238	275	24	275	24	318	275	24	275	24	
QMT050A	4/0	AWG AL	175	13-#10	0.515	0.92	0.99	1.39	1069	12	275	216	23	216	23	365	216	23	216	23	
QMU050A	250	MCM AL	175	16-#10	0.561	0.97	1.04	1.44	1253	12	306	179	22	179	22	404	179	22	179	22	
QMV050A	350	MCM AL	175	16-#9	0.664	1.07	1.16	1.59	1572	13	364	136	21	136	20	476	136	21	136	20	
15kV 100% Aluminum Three Phase – One-Third Neutral																					
QML040A	2	SOLID AL	175	6-#14	0.258	0.66	0.73	1.06	432	9	140	344	52	909	30	192	354	103	890	30	
QMM040A	2	AWG AL	175	6-#14	0.284	0.68	0.75	1.08	452	9	140	351	52	916	31	192	360	103	899	31	
QMN040A	1	SOLID AL	175	6-#14	0.289	0.69	0.76	1.09	463	9	159	273	50	839	29	218	282	100	821	29	
QMO040A	1	AWG AL	175	6-#14	0.324	0.72	0.79	1.12	487	9	160	279	49	845	28	218	287	99	829	28	
QMP040A	1/0	SOLID AL	175	6-#14	0.325	0.73	0.80	1.12	500	9	181	217	49	783	27	247	225	98	767	27	
QM040A	1/0	AWG AL	175	6-#14	0.364	0.76	0.83	1.16	529	10	181	222	47	790	26	247	230	96	774	26	
QMR040A	2/0	AWG AL	175	7-#14	0.408	0.81	0.88	1.21	592	10	206	176	46	663	25	279	185	93	651	25	
QMS040A	3/0	AWG AL	175	9-#14	0.458	0.86	0.93	1.26	677	11	235	139	44	519	24	314	151	89	510	24	
QMT040A	4/0	AWG AL	175	11-#14	0.515	0.92	0.99	1.31	776	11	267	112	42	422	23	351	125	86	416	23	
QMU040A	250	MCM AL	175	13-#14	0.561	0.97	1.04	1.37	876	11	293	95	41	357	21	379	109	83	353	21	
QMV040A	350	MCM AL	175	18-#14	0.664	1.07	1.16	1.49	1118	12	352	69	39	258	19	437	86	76	255	19	
QMW040A	500	MCM AL	175	16-#12	0.794	1.20	1.29	1.65	1442	14	426	50	37	182	18	499	70	68	180	18	
QMX040A	750	MCM AL	175	24-#12	0.974	1.39	1.48	1.90	2042	16	517	36	35	122	16	563	58	56	121	16	
QMY040A	1000	MCM AL	175	20-#10	1.124	1.54	1.66	2.12	2596	17	586	29	34	92	16	612	50	48	92	16	

† Ampacities are based on the following:

†† Zero Sequence Impedance considers all return in the neutral only.

Information Subject to Change without Notice.

PRODUCT NOTES:

▲ Items are Prysmian authorized stock. The above dimensions are approximate and subject to normal manufacturing tolerances. Single Phase Impedance Values Assume Full Return in the Metallic Shield.

Single Phase Operation (Full Neutral Design)

In Duct: One single cable in plastic duct, direct-buried, 105°C conductor temperature, 20°C ambient temperature, earth RHO of 90°C-cm/Watt, 100% load factor, 36 inch depth of burial, and shields short-circuited.
Direct Buried: One single cable, direct-buried, 105°C conductor temperature, 20°C ambient temperature, earth RHO of 90°C-cm/Watt, 100% load factor, 36 inch depth of burial, and shields short-circuited.

Three Phase Operation (1/3 Neutral Design)

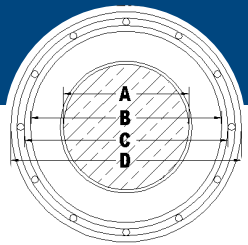
In Duct: Three single cables in plastic duct, direct-buried in a triangular configuration, 105°C conductor temperature, 20°C ambient temperature, earth RHO of 90°C-cm/Watt, 100% load factor, 36 inch depth of burial, and shields short-circuited.
Direct Buried: Three single cables, direct-buried, spaced 7.5 inches horizontally, 105°C conductor temperature, 20°C ambient temperature, earth RHO of 90°C-cm/Watt, 100% load factor, 36 inch depth of burial, and shields short-circuited.

‡ EPRONEX™ EPR-insulated cables are capable of operating at 105°C. However, the maximum operating temperature of the cable should be based on the maximum operating temperature of the cable accessories to be used.



1-800-845-8507 (US)
1-800-263-4405 (West-CAN)
1-800-361-1418 (East-CAN)

www.prysmianusa.com
www.prysmiancanada.com



EPR SUPERDRI™

15kV 100%

Product Number	Conductor	Insulation Thickness (mil)	Concentric Neutral	Conductor Diameter (in.)	Insulation Diameter (in.)	Insulation Shield Diameter (in.)	Jacket Diameter (in.)	Cable Weight (lbs/ft)	Minimum Bending Radius (in.)	±105°C In Duct					±105°C Direct Buried						
										† Ampacity (Amps)	† Sequence Impedance Resistance (μΩ/ft)	† Sequence Impedance Reactance (μΩ/ft)	Zero Sequence Impedance Resistance (μΩ/ft)††	Zero Sequence Impedance Reactance (μΩ/ft)††	† Ampacity (Amps)	† Sequence Impedance Resistance (μΩ/ft)	† Sequence Impedance Reactance (μΩ/ft)	Zero Sequence Impedance Resistance (μΩ/ft)††	Zero Sequence Impedance Reactance (μΩ/ft)††		
15kV 100% Copper Single Phase – Full Neutral																					
QM3050A	2	SOLID CU	175	16-#14	0.258	0.66	0.73	1.06	701	9	177	427	31	427	30	240	427	31	427	30	
QM4050A	2	AWG CU	175	16-#14	0.284	0.68	0.75	1.08	721	9	178	431	31	431	31	241	431	31	431	31	
QM5050A	1	SOLID CU	175	13-#12	0.289	0.69	0.76	1.12	833	9	204	333	29	333	29	275	333	29	333	29	
QM6050A	1	AWG CU	175	13-#12	0.324	0.72	0.79	1.16	859	10	206	337	28	337	28	277	337	28	337	28	
QM7050A	1/0	SOLID CU	175	16-#12	0.325	0.73	0.80	1.16	981	10	232	268	28	268	28	312	268	28	268	28	
QM8050A	1/0	AWG CU	175	16-#12	0.364	0.76	0.83	1.20	1010	10	233	270	27	270	27	314	270	27	270	27	
QM9050A	2/0	AWG CU	175	13-#10	0.408	0.81	0.88	1.28	1217	11	270	212	26	212	26	360	212	26	212	26	
QMA050A	3/0	AWG CU	175	16-#10	0.458	0.86	0.93	1.33	1449	11	306	170	25	170	24	407	170	25	170	24	
QMB050A	4/0	AWG CU	175	16-#9	0.515	0.92	0.99	1.41	1753	12	350	136	23	136	23	463	136	23	136	23	
15kV 100% Copper Three Phase – One-Third Neutral																					
QM3040A	2	SOLID CU	175	6-#14	0.258	0.66	0.73	1.06	571	9	180	209	52	773	30	245	218	103	755	30	
QM4040A	2	AWG CU	175	6-#14	0.284	0.68	0.75	1.08	591	9	180	213	52	778	31	245	222	103	761	31	
QM5040A	1	SOLID CU	175	7-#14	0.289	0.69	0.76	1.09	650	9	204	166	50	650	29	277	176	100	636	29	
QM6040A	1	AWG CU	175	7-#14	0.324	0.72	0.79	1.12	677	9	205	170	49	655	28	277	180	98	642	28	
QM7040A	1/0	SOLID CU	175	9-#14	0.325	0.73	0.80	1.12	762	9	232	132	49	509	27	310	145	96	499	27	
QM8040A	1/0	AWG CU	175	9-#14	0.364	0.76	0.83	1.16	791	10	233	135	47	513	26	311	147	95	503	26	
QM9040A	2/0	AWG CU	175	11-#14	0.408	0.81	0.88	1.21	924	10	264	108	46	417	25	348	122	91	410	25	
QMA040A	3/0	AWG CU	175	14-#14	0.458	0.86	0.93	1.26	1096	11	300	86	44	329	23	386	103	86	324	23	
QMB040A	4/0	AWG CU	175	18-#14	0.515	0.92	0.99	1.31	1312	11	340	69	42	258	22	423	88	81	255	22	
QMC040A	250	MCM CU	175	21-#14	0.561	0.97	1.04	1.37	1511	11	372	59	41	220	21	451	80	77	218	21	
QMD040A	350	MCM CU	175	18-#12	0.664	1.07	1.16	1.52	2010	13	443	44	39	160	20	507	67	68	159	20	
QME040A	500	MCM CU	175	17-#10	0.794	1.20	1.29	1.70	2752	14	524	34	37	109	18	561	58	56	108	18	
QMF040A	750	MCM CU	175	20-#9	0.974	1.39	1.48	1.97	3993	16	610	27	35	74	17	627	48	44	74	17	
QMG040A	1000	MCM CU	175	21-#8	1.124	1.54	1.66	2.18	5200	18	665	23	32	56	16	686	41	35	56	16	

† Ampacities are based on the following:

†† Zero Sequence Impedance considers all return in the neutral only.

Information Subject to Change without Notice.

PRODUCT NOTES:

▲ Items are Prysmian authorized stock. The above dimensions are approximate and subject to normal manufacturing tolerances. Single Phase Impedance Values Assume Full Return in the Metallic Shield.

Single Phase Operation (Full Neutral Design)

In Duct: One single cable in plastic duct, direct-buried, 105°C conductor temperature, 20°C ambient temperature, earth RHO of 90°C-cm/Watt, 100% load factor, 36 inch depth of burial, and shields short-circuited.

Direct Buried: One single cable, direct-buried, 105°C conductor temperature, 20°C ambient temperature, earth RHO of 90°C-cm/Watt, 100% load factor, 36 inch depth of burial, and shields short-circuited.

Three Phase Operation (1/3 Neutral Design)

In Duct: Three single cables in plastic duct, direct-buried in a triangular configuration, 105°C conductor temperature, 20°C ambient temperature, earth RHO of 90°C-cm/Watt, 100% load factor, 36 inch depth of burial, and shields short-circuited.

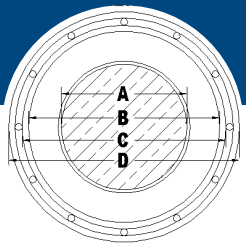
Direct Buried: Three single cables, direct-buried, spaced 7.5 inches horizontally, 105°C conductor temperature, 20°C ambient temperature, earth RHO of 90°C-cm/Watt, 100% load factor, 36 inch depth of burial, and shields short-circuited.

‡ EPRONEX™ EPR-insulated cables are capable of operating at 105°C. However, the maximum operating temperature of the cable should be based on the maximum operating temperature of the cable accessories to be used.



1-800-845-8507 (US)
1-800-263-4405 (West-CAN)
1-800-361-1418 (East-CAN)

www.prysmianusa.com
www.prysmiancanada.com



EPR SUPERDRI™

15kV 133%

Product Number	Conductor	Insulation Thickness (mil)	Concentric Neutral	Conductor Diameter (in.)	Insulation Diameter (in.)	Insulation Shield Diameter (in.)	Jacket Diameter (in.)	Cable Weight (lbs/ft)	Minimum Bending Radius (in.)	±105°C In Duct					±105°C Direct Buried						
										† Ampacity (Amps)	† Sequence Impedance Resistance (μΩ/ft)	† Sequence Impedance Reactance (μΩ/ft)	Zero Sequence Impedance Resistance (μΩ/ft)	Zero Sequence Impedance Reactance (μΩ/ft)††	† Ampacity (Amps)	† Sequence Impedance Resistance (μΩ/ft)	† Sequence Impedance Reactance (μΩ/ft)	Zero Sequence Impedance Resistance (μΩ/ft)	Zero Sequence Impedance Reactance (μΩ/ft)††		
15kV 133% Aluminum Single Phase – Full Neutral																					
QNL050A	2	SOLID AL	220	10-#14	0.258	0.75	0.82	1.15	549	10	139	694	29	694	30	188	694	29	694	30	
QNM050A	2	AWG AL	220	10-#14	0.284	0.77	0.84	1.17	570	10	139	701	30	701	31	189	701	30	701	31	
QNN050A	1	SOLID AL	220	13-#14	0.289	0.78	0.85	1.18	621	10	159	542	28	542	29	215	542	28	542	29	
QNO050A	1	AWG AL	220	13-#14	0.324	0.81	0.88	1.21	648	10	160	547	27	547	28	216	547	27	547	28	
QNP050A	1/0	SOLID AL	220	16-#14	0.325	0.82	0.89	1.21	700	10	180	435	27	435	27	243	435	27	435	27	
QNQ050A	1/0	AWG AL	220	16-#14	0.364	0.85	0.92	1.25	732	11	181	440	26	440	26	244	440	26	440	26	
QNR050A	2/0	AWG AL	220	13-#12	0.408	0.90	0.97	1.33	850	11	210	343	25	343	25	281	343	25	343	25	
QNS050A	3/0	AWG AL	220	16-#12	0.458	0.95	1.02	1.38	975	12	238	275	24	275	24	318	275	24	275	24	
QNT050A	4/0	AWG AL	220	13-#10	0.515	1.01	1.08	1.48	1152	12	275	216	23	216	23	365	216	23	216	23	
QNU050A	250	MCM AL	220	16-#10	0.561	1.06	1.15	1.55	1360	13	306	179	22	179	22	404	179	22	179	22	
QNV050A	350	MCM AL	220	16-#9	0.664	1.16	1.25	1.68	1667	14	364	136	21	136	20	479	136	21	136	20	
15kV 133% Aluminum Three Phase – One-Third Neutral																					
QNL040A	2	SOLID AL	220	6-#14	0.258	0.75	0.82	1.15	497	10	140	344	52	909	30	192	354	103	890	30	
QNM040A	2	AWG AL	220	6-#14	0.284	0.77	0.84	1.17	518	10	140	351	52	916	31	192	360	103	899	31	
QNN040A	1	SOLID AL	220	6-#14	0.289	0.78	0.85	1.18	529	10	159	273	50	839	29	218	282	100	821	29	
QNO040A	1	AWG AL	220	6-#14	0.324	0.81	0.88	1.21	557	10	160	279	49	845	28	218	287	99	829	28	
QNP040A	1/0	SOLID AL	220	6-#14	0.325	0.82	0.89	1.21	570	10	181	217	49	783	27	247	225	98	767	27	
QNQ040A	1/0	AWG AL	220	6-#14	0.364	0.85	0.92	1.25	602	11	181	222	47	790	26	247	230	96	774	26	
QNR040A	2/0	AWG AL	220	7-#14	0.408	0.90	0.97	1.30	667	11	206	176	46	663	25	279	185	93	651	25	
QNS040A	3/0	AWG AL	220	9-#14	0.458	0.95	1.02	1.35	756	11	235	139	44	519	24	314	151	89	510	24	
QNT040A	4/0	AWG AL	220	11-#14	0.515	1.01	1.08	1.40	859	12	267	112	42	422	23	351	125	86	416	23	
QNU040A	250	MCM AL	220	13-#14	0.561	1.06	1.15	1.48	983	12	293	95	41	357	21	379	109	83	353	21	
QNV040A	350	MCM AL	220	18-#14	0.664	1.16	1.25	1.58	1213	13	352	69	39	258	19	437	86	76	255	19	
QNW040A	500	MCM AL	220	16-#12	0.794	1.29	1.38	1.80	1614	15	426	50	37	182	18	499	70	68	180	18	
QNX040A	750	MCM AL	220	24-#12	0.974	1.48	1.57	1.99	2163	16	517	36	35	122	16	563	58	56	121	16	
QNY040A	1000	MCM AL	220	20-#10	1.124	1.63	1.75	2.21	2730	18	586	29	34	92	16	612	50	48	92	16	

† Ampacities are based on the following:

†† Zero Sequence Impedance considers all return in the neutral only.

Information Subject to Change without Notice.

PRODUCT NOTES:

▲ Items are Prysmian authorized stock. The above dimensions are approximate and subject to normal manufacturing tolerances. Single Phase Impedance Values Assume Full Return in the Metallic Shield.

Single Phase Operation (Full Neutral Design)

In Duct: One single cable in plastic duct, direct-buried, 105°C conductor temperature, 20°C ambient temperature, earth RHO of 90°C-cm/Watt, 100% load factor, 36 inch depth of burial, and shields short-circuited.

Direct Buried: One single cable, direct-buried, 105°C conductor temperature, 20°C ambient temperature, earth RHO of 90°C-cm/Watt, 100% load factor, 36 inch depth of burial, and shields short-circuited.

Three Phase Operation (1/3 Neutral Design)

In Duct: Three single cables in plastic duct, direct-buried in a triangular configuration, 105°C conductor temperature, 20°C ambient temperature, earth RHO of 90°C-cm/Watt, 100% load factor, 36 inch depth of burial, and shields short-circuited.

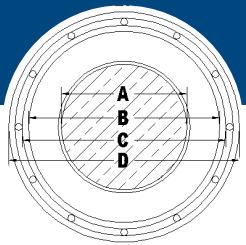
Direct Buried: Three single cables, direct-buried, spaced 7.5 inches horizontally, 105°C conductor temperature, 20°C ambient temperature, earth RHO of 90°C-cm/Watt, 100% load factor, 36 inch depth of burial, and shields short-circuited.

‡ EPRONEX™ EPR-insulated cables are capable of operating at 105°C. However, the maximum operating temperature of the cable should be based on the maximum operating temperature of the cable accessories to be used.



1-800-845-8507 (US)
1-800-263-4405 (West-CAN)
1-800-361-1418 (East-CAN)

www.prysmianusa.com
www.prysmiancanada.com



EPR SUPERDRI™

15kV 133%

Product Number	Conductor	Insulation Thickness (mil)	Concentric Neutral	Conductor Diameter (in.)	Insulation Diameter (in.)	Insulation Shield Diameter (in.)	Jacket Diameter (in.)	Cable Weight (lbs/ft)	Minimum Bending Radius (in.)	±105°C In Duct					±105°C Direct Buried						
										† Ampacity (Amps)	† Sequence Impedance Resistance (μΩ/ft)	† Sequence Impedance Reactance (μΩ/ft)	Zero Sequence Impedance Resistance (μΩ/ft)††	Zero Sequence Impedance Reactance (μΩ/ft)††	† Ampacity (Amps)	† Sequence Impedance Resistance (μΩ/ft)	† Sequence Impedance Reactance (μΩ/ft)	Zero Sequence Impedance Resistance (μΩ/ft)††	Zero Sequence Impedance Reactance (μΩ/ft)††		
15kV 133% Copper Single Phase – Full Neutral																					
QN3050A	2	SOLID CU	220	16-#14	0.258	0.75	0.82	1.15	766	10	177	427	31	427	30	240	427	31	427	30	
QN4050A	2	AWG CU	220	16-#14	0.284	0.77	0.84	1.17	788	10	178	431	31	431	31	241	431	31	431	31	
QN5050A	1	SOLID CU	220	13-#12	0.289	0.78	0.85	1.21	900	10	204	333	29	333	29	275	333	29	333	29	
QN6050A	1	AWG CU	220	13-#12	0.324	0.81	0.88	1.25	929	10	206	337	28	337	28	277	337	28	337	28	
QN7050A	1/0	SOLID CU	220	16-#12	0.325	0.82	0.89	1.25	1050	10	232	268	28	268	28	312	268	28	268	28	
QN8050A	1/0	AWG CU	220	16-#12	0.364	0.85	0.92	1.29	1082	11	233	270	27	270	27	314	270	27	270	27	
QN9050A	2/0	AWG CU	220	13-#10	0.408	0.90	0.97	1.37	1293	11	270	212	26	212	26	360	212	26	212	26	
QNA050A	3/0	AWG CU	220	16-#10	0.458	0.95	1.02	1.42	1528	12	306	170	25	170	24	407	170	25	170	24	
QNB050A	4/0	AWG CU	220	16-#9	0.515	1.01	1.08	1.50	1837	13	350	136	23	136	23	463	136	23	136	23	
15kV 133% Copper Three Phase – One-Third Neutral																					
QN3040A	2	SOLID CU	220	6-#14	0.258	0.75	0.82	1.15	636	10	180	209	52	773	30	245	218	103	755	30	
QN4040A	2	AWG CU	220	6-#14	0.284	0.77	0.84	1.17	657	10	180	213	52	778	31	245	222	103	761	31	
QN5040A	1	SOLID CU	220	7-#14	0.289	0.78	0.85	1.18	717	10	204	166	50	650	29	277	176	100	636	29	
QN6040A	1	AWG CU	220	7-#14	0.324	0.81	0.88	1.21	746	10	205	170	49	655	28	277	180	98	642	28	
QN7040A	1/0	SOLID CU	220	9-#14	0.325	0.82	0.89	1.21	831	10	232	132	49	509	27	310	145	96	499	27	
QN8040A	1/0	AWG CU	220	9-#14	0.364	0.85	0.92	1.25	863	11	233	135	47	513	26	311	147	95	503	26	
QN9040A	2/0	AWG CU	220	11-#14	0.408	0.90	0.97	1.30	999	11	264	108	46	417	25	348	122	91	410	25	
QNA040A	3/0	AWG CU	220	14-#14	0.458	0.95	1.02	1.35	1175	11	300	86	44	329	23	386	103	86	324	23	
QNB040A	4/0	AWG CU	220	18-#14	0.515	1.01	1.08	1.40	1395	12	340	69	42	258	22	423	88	81	255	22	
QNC040A	250	MCM CU	220	21-#14	0.561	1.06	1.15	1.48	1618	12	372	59	41	220	21	451	80	77	218	21	
QND040A	350	MCM CU	220	18-#12	0.664	1.16	1.25	1.61	2106	13	443	44	39	160	20	507	67	68	159	20	
QNE040A	500	MCM CU	220	17-#10	0.794	1.29	1.38	1.85	2926	15	524	34	37	109	18	561	58	56	108	18	
QNF040A	750	MCM CU	220	20-#9	0.974	1.48	1.57	2.06	4114	17	610	27	35	74	17	627	48	44	74	17	
QNG040A	1000	MCM CU	220	21-#8	1.124	1.63	1.75	2.27	5334	19	665	23	32	56	16	686	41	35	56	16	

† Ampacities are based on the following:

†† Zero Sequence Impedance considers all return in the neutral only.

Information Subject to Change without Notice.

PRODUCT NOTES:

▲ Items are Prysmian authorized stock. The above dimensions are approximate and subject to normal manufacturing tolerances. Single Phase Impedance Values Assume Full Return in the Metallic Shield.

Single Phase Operation (Full Neutral Design)

In Duct: One single cable in plastic duct, direct-buried, 105°C conductor temperature, 20°C ambient temperature, earth RHO of 90°C-cm/Watt, 100% load factor, 36 inch depth of burial, and shields short-circuited.
Direct Buried: One single cable, direct-buried, 105°C conductor temperature, 20°C ambient temperature, earth RHO of 90°C-cm/Watt, 100% load factor, 36 inch depth of burial, and shields short-circuited.

Three Phase Operation (1/3 Neutral Design)

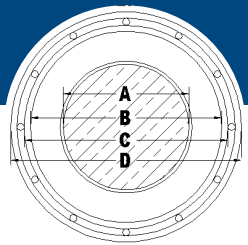
In Duct: Three single cables in plastic duct, direct-buried in a triangular configuration, 105°C conductor temperature, 20°C ambient temperature, earth RHO of 90°C-cm/Watt, 100% load factor, 36 inch depth of burial, and shields short-circuited.
Direct Buried: Three single cables, direct-buried, spaced 7.5 inches horizontally, 105°C conductor temperature, 20°C ambient temperature, earth RHO of 90°C-cm/Watt, 100% load factor, 36 inch depth of burial, and shields short-circuited.

‡ EPRONEX™ EPR-insulated cables are capable of operating at 105°C. However, the maximum operating temperature of the cable should be based on the maximum operating temperature of the cable accessories to be used.



1-800-845-8507 (US)
1-800-263-4405 (West-CAN)
1-800-361-1418 (East-CAN)

www.prysmianusa.com
www.prysmiancanada.com



EPR SUPERDRI™

25kV 100%

Product Number	Conductor	Insulation Thickness (mil)	Concentric Neutral	Conductor Diameter (in.)	Insulation Diameter (in.)	Insulation Shield Diameter (in.)	Jacket Diameter (in.)	Cable Weight (lbs/ft)	Minimum Bending Radius (in.)	±105°C In Duct					±105°C Direct Buried					
										† Ampacity (Amps)	† Sequence Impedance Resistance (μΩ/ft)	† Sequence Impedance Reactance (μΩ/ft)	Zero Sequence Impedance Resistance (μΩ/ft)	Zero Sequence Impedance Reactance (μΩ/ft) ††	† Ampacity (Amps)	† Sequence Impedance Resistance (μΩ/ft)	† Sequence Impedance Reactance (μΩ/ft)	Zero Sequence Impedance Resistance (μΩ/ft)	Zero Sequence Impedance Reactance (μΩ/ft) ††	
25kV 100% Aluminum Single Phase – Full Neutral																				
QON050A	1	SOLID AL	260	13-#14	0.289	0.86	0.93	1.26	686	11	162	542	33	542	33	213	542	33	542	33
QOO050A	1	AWG AL	260	13-#14	0.324	0.89	0.96	1.29	715	11	163	547	31	547	32	214	547	31	547	32
QOP050A	1/0	SOLID AL	260	16-#14	0.325	0.90	0.97	1.29	767	11	184	435	31	435	31	241	435	31	435	31
QOQ050A	1/0	AWG AL	260	16-#14	0.364	0.93	1.00	1.33	802	11	185	440	30	440	30	242	440	30	440	30
QOR050A	2/0	AWG AL	260	13-#12	0.408	0.98	1.05	1.41	922	12	213	343	29	343	29	278	343	29	343	29
QOS050A	3/0	AWG AL	260	16-#12	0.458	1.03	1.12	1.48	1071	12	243	275	28	275	28	315	275	28	275	28
QOT050A	4/0	AWG AL	260	13-#10	0.515	1.09	1.18	1.58	1253	13	280	216	26	216	27	361	216	26	216	27
QOU050A	250	MCM AL	260	16-#10	0.561	1.14	1.23	1.63	1444	14	310	179	25	179	25	399	179	25	179	25
QOV050A	350	MCM AL	260	16-#9	0.664	1.24	1.33	1.82	1826	15	368	136	23	136	23	468	136	23	136	23
25kV 100% Aluminum Three Phase – One-Third Neutral																				
QON040A	1	SOLID AL	260	6-#14	0.289	0.86	0.93	1.26	594	11	161	273	54	834	33	214	281	101	815	33
QOO040A	1	AWG AL	260	6-#14	0.324	0.89	0.96	1.29	624	11	162	278	53	841	32	214	286	99	822	32
QOP040A	1/0	SOLID AL	260	6-#14	0.325	0.90	0.97	1.29	637	11	183	217	52	779	31	242	224	98	761	31
QOQ040A	1/0	AWG AL	260	6-#14	0.364	0.93	1.00	1.33	671	11	184	222	51	785	30	242	229	96	768	30
QOR040A	2/0	AWG AL	260	7-#14	0.408	0.98	1.05	1.38	739	12	209	176	50	660	29	274	184	93	646	29
QOS040A	3/0	AWG AL	260	9-#14	0.458	1.03	1.12	1.45	851	12	238	139	47	516	27	309	149	90	506	27
QOT040A	4/0	AWG AL	260	11-#14	0.515	1.09	1.18	1.50	959	13	270	111	46	420	26	346	123	86	413	26
QOU040A	250	MCM AL	260	13-#14	0.561	1.14	1.23	1.56	1067	13	296	95	44	355	25	375	108	83	350	25
QOV040A	350	MCM AL	260	18-#14	0.664	1.24	1.33	1.66	1303	14	355	69	42	257	23	435	985	77	254	23
QOW040A	500	MCM AL	260	16-#12	0.794	1.37	1.46	1.88	1715	16	429	50	40	181	21	497	68	69	179	21
QOX040A	750	MCM AL	260	24-#12	0.974	1.56	1.68	2.10	2321	17	521	36	38	121	19	566	56	58	121	19
QOY040A	1000	MCM AL	260	20-#10	1.124	1.71	1.83	2.29	2855	19	589	29	36	92	18	618	49	50	92	18

† Ampacities are based on the following:

†† Zero Sequence Impedance considers all return in the neutral only.

Information Subject to Change without Notice.

PRODUCT NOTES:

▲ Items are Prysmian authorized stock. The above dimensions are approximate and subject to normal manufacturing tolerances. Single Phase Impedance Values Assume Full Return in the Metallic Shield.

Single Phase Operation (Full Neutral Design)

In Duct: One single cable in plastic duct, direct-buried, 105°C conductor temperature, 20°C ambient temperature, earth RHO of 90°C-cm/Watt, 100% load factor, 36 inch depth of burial, and shields short-circuited.
Direct Buried: One single cable, direct-buried, 105°C conductor temperature, 20°C ambient temperature, earth RHO of 90°C-cm/Watt, 100% load factor, 36 inch depth of burial, and shields short-circuited.

Three Phase Operation (1/3 Neutral Design)

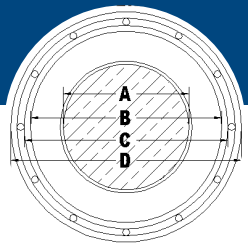
In Duct: Three single cables in plastic duct, direct-buried in a triangular configuration, 105°C conductor temperature, 20°C ambient temperature, earth RHO of 90°C-cm/Watt, 100% load factor, 36 inch depth of burial, and shields short-circuited.
Direct Buried: Three single cables, direct-buried, spaced 7.5 inches horizontally, 105°C conductor temperature, 20°C ambient temperature, earth RHO of 90°C-cm/Watt, 100% load factor, 36 inch depth of burial, and shields short-circuited.

‡ EPRONEX™ EPR-insulated cables are capable of operating at 105°C. However, the maximum operating temperature of the cable should be based on the maximum operating temperature of the cable accessories to be used.



1-800-845-8507 (US)
1-800-263-4405 (West-CAN)
1-800-361-1418 (East-CAN)

www.prysmianusa.com
www.prysmiancanada.com



EPR SUPERDRI™

25kV 100%

Product Number	Conductor		Insulation Thickness (mil)	Concentric Neutral	Conductor Diameter (in.)	Insulation Diameter (in.)	Insulation Shield Diameter (in.)	Jacket Diameter (in.)	Cable Weight (lbs/ft)	Minimum Bending Radius (in.)	±105°C In Duct					±105°C Direct Buried					
											† Ampacity (Amps)	+/- Sequence Impedance Resistance (μΩ/ft)	+/- Sequence Impedance Reactance (μΩ/ft)	Zero Sequence Impedance Resistance (μΩ/ft)	Zero Sequence Impedance Reactance (μΩ/ft) ††	† Ampacity (Amps)	+/- Sequence Impedance Resistance (μΩ/ft)	+/- Sequence Impedance Reactance (μΩ/ft)	Zero Sequence Impedance Resistance (μΩ/ft)	Zero Sequence Impedance Reactance (μΩ/ft) ††	
25kV 100% Copper Single Phase – Full Neutral																					
QO5050A	1	SOLID CU	260	13-#12	0.289	0.86	0.93	1.29	965	11	209	333	33	333	34	273	333	33	333	34	
QO6050A	1	AWG CU	260	13-#12	0.324	0.89	0.96	1.33	996	11	210	337	32	337	32	274	337	32	337	32	
QO7050A	1/0	SOLID CU	260	16-#12	0.325	0.90	0.97	1.33	1117	11	236	268	32	268	32	309	268	32	268	32	
QO8050A	1/0	AWG CU	260	16-#12	0.364	0.93	1.00	1.37	1152	11	238	270	31	270	31	311	270	31	270	31	
QO9050A	2/0	AWG CU	260	13-#10	0.408	0.98	1.05	1.45	1365	12	274	212	29	212	29	356	212	29	212	29	
QOA050A	3/0	AWG CU	260	16-#10	0.458	1.03	1.12	1.52	1624	13	311	170	28	170	28	403	170	28	170	28	
QOB050A	4/0	AWG CU	260	16-#9	0.515	1.09	1.18	1.60	1937	13	355	136	27	136	27	458	136	27	136	27	
25kV 100% Copper Three Phase – One-Third Neutral																					
QO5040A	1	SOLID CU	260	7-#14	0.289	0.86	0.93	1.26	782	11	207	166	54	646	33	272	175	100	631	33	
QO6040A	1	AWG CU	260	7-#14	0.324	0.89	0.96	1.29	813	11	207	170	53	651	32	272	179	98	636	32	
QO7040A	1/0	SOLID CU	260	9-#14	0.325	0.90	0.97	1.29	898	11	235	132	52	506	31	306	143	97	495	31	
QO8040A	1/0	AWG CU	260	9-#14	0.364	0.93	1.00	1.33	933	11	236	135	51	510	30	307	146	95	499	30	
QO9040A	2/0	AWG CU	260	11-#14	0.408	0.98	1.05	1.38	1072	12	267	107	49	415	29	344	120	91	407	29	
QOA040A	3/0	AWG CU	260	14-#14	0.458	1.03	1.12	1.45	1270	12	304	86	47	327	27	382	101	87	322	27	
QOB040A	4/0	AWG CU	260	18-#14	0.515	1.09	1.18	1.50	1496	13	343	69	46	256	26	421	86	82	253	26	
QOC040A	250	MCM CU	260	21-#14	0.561	1.14	1.23	1.56	1702	13	375	59	44	219	25	450	78	78	217	25	
QOD040A	350	MCM CU	260	18-#12	0.664	1.24	1.33	1.75	2261	15	447	44	43	159	23	506	65	70	158	23	
QOE040A	500	MCM CU	260	17-#10	0.794	1.37	1.46	1.93	3027	16	526	34	40	108	21	562	56	58	108	21	
QOF040A	750	MCM CU	260	20-#9	0.974	1.56	1.68	2.17	4273	18	617	26	37	74	20	633	46	46	74	20	
QOG040A	1000	MCM CU	260	21-#8	1.124	1.71	1.83	2.35	5459	19	671	23	34	56	18	691	40	38	55	18	

† Ampacities are based on the following:

†† Zero Sequence Impedance considers all return in the neutral only.

Information Subject to Change without Notice.

PRODUCT NOTES:

▲ Items are Prysmian authorized stock. The above dimensions are approximate and subject to normal manufacturing tolerances. Single Phase Impedance Values Assume Full Return in the Metallic Shield.

Single Phase Operation (Full Neutral Design)

In Duct: One single cable in plastic duct, direct-buried, 105°C conductor temperature, 20°C ambient temperature, earth RHO of 90°C-cm/Watt, 100% load factor, 36 inch depth of burial, and shields short-circuited.
Direct Buried: One single cable, direct-buried, 105°C conductor temperature, 20°C ambient temperature, earth RHO of 90°C-cm/Watt, 100% load factor, 36 inch depth of burial, and shields short-circuited.

Three Phase Operation (1/3 Neutral Design)

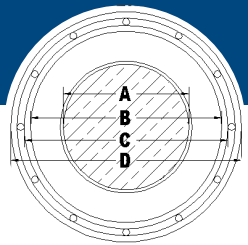
In Duct: Three single cables in plastic duct, direct-buried in a triangular configuration, 105°C conductor temperature, 20°C ambient temperature, earth RHO of 90°C-cm/Watt, 100% load factor, 36 inch depth of burial, and shields short-circuited.
Direct Buried: Three single cables, direct-buried, spaced 7.5 inches horizontally, 105°C conductor temperature, 20°C ambient temperature, earth RHO of 90°C-cm/Watt, 100% load factor, 36 inch depth of burial, and shields short-circuited.

‡ EPRONEX™ EPR-insulated cables are capable of operating at 105°C. However, the maximum operating temperature of the cable should be based on the maximum operating temperature of the cable accessories to be used.



1-800-845-8507 (US)
1-800-263-4405 (West-CAN)
1-800-361-1418 (East-CAN)

www.prysmianusa.com
www.prysmiancanada.com



EPR SUPERDRI™

25kV 133%

Product Number	Conductor	Insulation Thickness (mil)	Concentric Neutral	Conductor Diameter (in.)	Insulation Diameter (in.)	Insulation Diameter (in.)	Jacket Diameter (in.)	Cable Weight (lbs/ft)	Minimum Bending Radius (in.)	±105°C In Duct					±105°C Direct Buried						
										† Ampacity (Amps)	† Sequence Impedance Resistance (μΩ/ft)	† Sequence Impedance Reactance (μΩ/ft)	Zero Sequence Impedance Resistance (μΩ/ft)	Zero Sequence Impedance Reactance (μΩ/ft) ††	† Ampacity (Amps)	† Sequence Impedance Resistance (μΩ/ft)	† Sequence Impedance Reactance (μΩ/ft)	Zero Sequence Impedance Resistance (μΩ/ft)	Zero Sequence Impedance Reactance (μΩ/ft) ††		
25kV 133% Aluminum Single Phase – Full Neutral																					
QPN050A	1	SOLID AL	320	13-#14	0.289	0.98	1.05	1.38	796	12	162	542	33	542	33	213	542	33	542	33	
QPO050A	1	AWG AL	320	13-#14	0.324	1.02	1.09	1.42	829	12	163	547	31	547	32	214	547	31	547	32	
QPP050A	1/0	SOLID AL	320	16-#14	0.325	1.02	1.09	1.42	881	12	184	435	31	435	31	241	435	31	435	31	
QPQ050A	1/0	AWG AL	320	16-#14	0.364	1.06	1.15	1.48	940	12	185	440	30	440	30	242	440	30	440	30	
QPR050A	2/0	AWG AL	320	13-#12	0.408	1.10	1.19	1.55	1066	13	213	343	29	343	29	278	343	29	343	29	
QPS050A	3/0	AWG AL	320	16-#12	0.458	1.15	1.24	1.60	1200	13	243	275	28	275	28	315	275	28	275	28	
QPT050A	4/0	AWG AL	320	13-#10	0.515	1.21	1.30	1.70	1387	14	280	216	26	216	27	361	216	26	216	27	
QPU050A	250	MCM AL	320	16-#10	0.561	1.26	1.35	1.82	1652	15	310	179	25	179	25	399	179	25	179	25	
QPV050A	350	MCM AL	320	16-#9	0.664	1.37	1.46	1.94	1981	16	368	136	23	136	23	468	136	23	136	23	
25kV 133% Aluminum Three Phase – One-Third Neutral																					
QPN040A	1	SOLID AL	320	6-#14	0.289	0.98	1.05	1.38	705	12	161	273	54	834	33	214	281	101	815	33	
QPO040A	1	AWG AL	320	6-#14	0.324	1.02	1.09	1.42	738	12	162	278	53	841	32	214	286	99	822	32	
QPP040A	1/0	SOLID AL	320	6-#14	0.325	1.02	1.09	1.42	751	12	183	217	52	779	31	242	224	98	761	31	
QPQ040A	1/0	AWG AL	320	6-#14	0.364	1.06	1.15	1.48	809	12	184	222	51	785	30	242	229	96	768	30	
QPR040A	2/0	AWG AL	320	7-#14	0.408	1.10	1.19	1.52	883	13	209	176	50	660	29	274	184	93	646	29	
QPS040A	3/0	AWG AL	320	9-#14	0.458	1.15	1.24	1.57	980	13	238	139	47	516	27	309	149	90	506	27	
QPT040A	4/0	AWG AL	320	11-#14	0.515	1.21	1.30	1.63	1093	14	270	111	46	420	26	346	123	86	413	26	
QPU040A	250	MCM AL	320	13-#14	0.561	1.26	1.35	1.68	1206	14	296	95	44	355	25	375	108	83	350	25	
QPV040A	350	MCM AL	320	18-#14	0.664	1.37	1.46	1.84	1522	15	355	69	42	257	23	435	985	77	254	23	
QPW040A	500	MCM AL	320	16-#12	0.794	1.50	1.59	2.01	1882	17	429	50	40	181	21	497	68	69	179	21	
QPX040A	750	MCM AL	320	24-#12	0.974	1.68	1.80	2.23	2510	18	521	36	38	121	19	566	56	58	121	19	
QPY040A	1000	MCM AL	320	20-#10	1.124	1.83	1.95	2.42	3057	20	589	29	36	92	18	618	49	50	92	18	

† Ampacities are based on the following:

†† Zero Sequence Impedance considers all return in the neutral only.

Information Subject to Change without Notice.

PRODUCT NOTES:

▲ Items are Prysmian authorized stock. The above dimensions are approximate and subject to normal manufacturing tolerances. Single Phase Impedance Values Assume Full Return in the Metallic Shield.

Single Phase Operation (Full Neutral Design)

In Duct: One single cable in plastic duct, direct-buried, 105°C conductor temperature, 20°C ambient temperature, earth RHO of 90°C-cm/Watt, 100% load factor, 36 inch depth of burial, and shields short-circuited.
Direct Buried: One single cable, direct-buried, 105°C conductor temperature, 20°C ambient temperature, earth RHO of 90°C-cm/Watt, 100% load factor, 36 inch depth of burial, and shields short-circuited.

Three Phase Operation (1/3 Neutral Design)

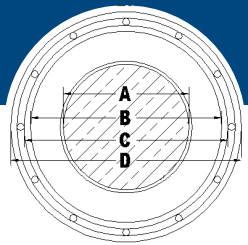
In Duct: Three single cables in plastic duct, direct-buried in a triangular configuration, 105°C conductor temperature, 20°C ambient temperature, earth RHO of 90°C-cm/Watt, 100% load factor, 36 inch depth of burial, and shields short-circuited.
Direct Buried: Three single cables, direct-buried, spaced 7.5 inches horizontally, 105°C conductor temperature, 20°C ambient temperature, earth RHO of 90°C-cm/Watt, 100% load factor, 36 inch depth of burial, and shields short-circuited.

‡ EPRONEX™ EPR-insulated cables are capable of operating at 105°C. However, the maximum operating temperature of the cable should be based on the maximum operating temperature of the cable accessories to be used.



1-800-845-8507 (US)
1-800-263-4405 (West-CAN)
1-800-361-1418 (East-CAN)

www.prysmianusa.com
www.prysmiancanada.com



EPR SUPERDRI™

25kV 133%

Product Number	Conductor		Insulation Thickness (mil)	Concentric Neutral	Conductor Diameter (in.)	Insulation Diameter (in.)	Insulation Shield Diameter (in.)	Jacket Diameter (in.)	Cable Weight (lbs/ft)	Minimum Bending Radius (in.)	±105°C In Duct					±105°C Direct Buried					
											† Ampacity (Amps)	†/- Sequence Impedance Resistance (μΩ/ft)	†/- Sequence Impedance Reactance (μΩ/ft)	Zero Sequence Impedance Resistance (μΩ/ft) ††	Zero Sequence Impedance Reactance (μΩ/ft) ††	† Ampacity (Amps)	†/- Sequence Impedance Resistance (μΩ/ft)	†/- Sequence Impedance Reactance (μΩ/ft)	Zero Sequence Impedance Resistance (μΩ/ft) ††	Zero Sequence Impedance Reactance (μΩ/ft) ††	
25kV 133% Copper Single Phase – Full Neutral																					
QP5050A	1	SOLID CU	320	13-#12	0.289	0.98	1.05	1.41	1075	12	209	333	33	333	34	273	333	33	333	34	
QP6050A	1	AWG CU	320	13-#12	0.324	1.02	1.09	1.45	1110	12	210	337	32	337	32	274	337	32	337	32	
QP7050A	1/0	SOLID CU	320	16-#12	0.325	1.02	1.09	1.45	1231	12	236	268	32	268	32	309	268	32	268	32	
QP8050A	1/0	AWG CU	320	16-#12	0.364	1.06	1.15	1.51	1291	13	238	270	31	270	31	311	270	31	270	31	
QP9050A	2/0	AWG CU	320	13-#10	0.408	1.10	1.19	1.60	1509	13	274	212	29	212	29	356	212	29	212	29	
QPA050A	3/0	AWG CU	320	16-#10	0.458	1.15	1.24	1.65	1753	14	311	170	28	170	28	403	170	28	170	28	
QPB050A	4/0	AWG CU	320	16-#9	0.515	1.21	1.30	1.79	2138	15	355	136	27	136	27	458	136	27	136	27	
25kV 133% Copper Three Phase – One-Third Neutral																					
QP5040A	1	SOLID CU	320	7-#14	0.289	0.98	1.05	1.38	893	12	207	166	54	646	33	272	175	100	631	33	
QP6040A	1	AWG CU	320	7-#14	0.324	1.02	1.09	1.42	927	12	207	170	53	651	32	272	179	98	636	32	
QP7040A	1/0	SOLID CU	320	9-#14	0.325	1.02	1.09	1.42	1012	12	235	132	52	506	31	306	143	97	495	31	
QP8040A	1/0	AWG CU	320	9-#14	0.364	1.06	1.15	1.48	1071	12	236	135	51	510	30	307	146	95	499	30	
QP9040A	2/0	AWG CU	320	11-#14	0.408	1.10	1.19	1.52	1215	13	267	107	49	415	29	344	120	91	407	29	
QPA040A	3/0	AWG CU	320	14-#14	0.458	1.15	1.24	1.57	1399	13	304	86	47	327	27	382	101	87	322	27	
QPB040A	4/0	AWG CU	320	18-#14	0.515	1.21	1.30	1.63	1630	14	343	69	46	256	26	421	86	82	253	26	
QPC040A	250	MCM CU	320	21-#14	0.561	1.26	1.35	1.68	1842	14	375	59	44	219	25	450	78	78	217	25	
QPD040A	350	MCM CU	320	18-#12	0.664	1.37	1.46	1.88	2416	16	447	44	43	159	23	506	65	70	158	23	
QPE040A	500	MCM CU	320	17-#10	0.794	1.50	1.59	2.05	3194	17	526	34	40	108	21	562	56	58	108	21	
QPF040A	750	MCM CU	320	20-#9	0.974	1.68	1.80	2.29	4461	19	617	26	37	74	20	633	46	46	74	20	
QPG040A	1000	MCM CU	320	21-#8	1.124	1.83	1.95	2.47	5662	20	671	23	34	56	18	691	40	38	55	18	

† Ampacities are based on the following:

†† Zero Sequence Impedance considers all return in the neutral only.

Information Subject to Change without Notice.

PRODUCT NOTES:

▲ Items are Prysmian authorized stock. The above dimensions are approximate and subject to normal manufacturing tolerances. Single Phase Impedance Values Assume Full Return in the Metallic Shield.

Single Phase Operation (Full Neutral Design)

In Duct: One single cable in plastic duct, direct-buried, 105°C conductor temperature, 20°C ambient temperature, earth RHO of 90°C-cm/Watt, 100% load factor, 36 inch depth of burial, and shields short-circuited.
Direct Buried: One single cable, direct-buried, 105°C conductor temperature, 20°C ambient temperature, earth RHO of 90°C-cm/Watt, 100% load factor, 36 inch depth of burial, and shields short-circuited.

Three Phase Operation (1/3 Neutral Design)

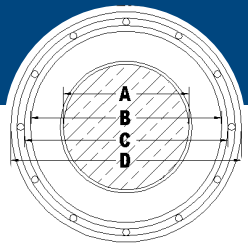
In Duct: Three single cables in plastic duct, direct-buried in a triangular configuration, 105°C conductor temperature, 20°C ambient temperature, earth RHO of 90°C-cm/Watt, 100% load factor, 36 inch depth of burial, and shields short-circuited.
Direct Buried: Three single cables, direct-buried, spaced 7.5 inches horizontally, 105°C conductor temperature, 20°C ambient temperature, earth RHO of 90°C-cm/Watt, 100% load factor, 36 inch depth of burial, and shields short-circuited.

‡ EPRONEX™ EPR-insulated cables are capable of operating at 105°C. However, the maximum operating temperature of the cable should be based on the maximum operating temperature of the cable accessories to be used.



1-800-845-8507 (US)
1-800-263-4405 (West-CAN)
1-800-361-1418 (East-CAN)

www.prysmianusa.com
www.prysmiancanada.com



EPR SUPERDRI™

35kV 100%

Product Number	Conductor		Insulation Thickness (mil)	Concentric Neutral	Conductor Diameter (in.)	Insulation Diameter (in.)	Insulation Shield Diameter (in.)	Jacket Diameter (in.)	Cable Weight (lbs/ft)	Minimum Bending Radius (in.)	† Ampacity (Amps)	±105°C In Duct					±105°C Direct Buried				
												± Sequence Impedance Resistance (μΩ/ft)	± Sequence Impedance Reactance (μΩ/ft)	Zero Sequence Impedance Resistance (μΩ/ft) ††	Zero Sequence Impedance Reactance (μΩ/ft) ††	† Ampacity (Amps)	± Sequence Impedance Resistance (μΩ/ft)	± Sequence Impedance Reactance (μΩ/ft)	Zero Sequence Impedance Resistance (μΩ/ft) ††	Zero Sequence Impedance Reactance (μΩ/ft) ††	† Ampacity (Amps)
35kV 100% Aluminum Single Phase – Full Neutral																					
QQP050A	1/0	SOLID AL	345	16-#14	0.325	1.07	1.16	1.49	951	12	187	435	35	435	35	239	435	35	435	35	
QQQ050A	1/0	AWG AL	345	16-#14	0.364	1.11	1.20	1.53	992	13	188	440	34	440	34	240	440	34	440	34	
QQR050A	2/0	AWG AL	345	13-#12	0.408	1.15	1.24	1.60	1119	13	217	343	32	343	33	276	343	32	343	33	
QQS050A	3/0	AWG AL	345	16-#12	0.458	1.20	1.29	1.65	1255	14	246	275	31	275	31	313	275	31	275	31	
QQT050A	4/0	AWG AL	345	13-#10	0.515	1.26	1.35	1.81	1512	15	283	216	29	216	30	355	216	29	216	30	
QQU050A	250	MCM AL	345	16-#10	0.561	1.31	1.40	1.87	1714	15	313	179	28	179	28	393	179	28	179	28	
QQV050A	350	MCM AL	345	16-#9	0.664	1.42	1.51	1.99	2046	16	371	136	26	136	26	465	136	26	136	26	
35kV 100% Aluminum Three Phase – One-Third Neutral																					
QQP040A	1/0	SOLID AL	345	6-#14	0.325	1.07	1.16	1.49	821	12	185	217	55	774	35	239	224	98	755	35	
QQQ040A	1/0	AWG AL	345	6-#14	0.364	1.11	1.20	1.53	861	13	185	222	54	781	34	239	229	96	763	34	
QQR040A	2/0	AWG AL	345	7-#14	0.408	1.15	1.24	1.57	936	13	211	176	52	656	32	270	183	93	641	32	
QQS040A	3/0	AWG AL	345	9-#14	0.458	1.20	1.29	1.62	1036	13	240	139	50	513	31	305	149	90	503	31	
QQT040A	4/0	AWG AL	345	11-#14	0.515	1.26	1.35	1.68	1151	14	272	111	48	418	29	343	122	87	410	29	
QQU040A	250	MCM AL	345	13-#14	0.561	1.31	1.40	1.79	1333	15	298	95	48	354	28	370	107	84	348	28	
QQV040A	350	MCM AL	345	18-#14	0.664	1.42	1.51	1.89	1587	16	357	69	45	256	25	431	83	78	252	25	
QQW040A	500	MCM AL	345	16-#12	0.794	1.55	1.67	2.09	1998	17	430	50	43	180	24	497	67	70	178	24	
QQX040A	750	MCM AL	345	24-#12	0.974	1.73	1.85	2.28	2589	19	523	36	40	121	21	569	55	59	120	21	
QQY040A	1000	MCM AL	345	20-#10	1.124	1.88	2.00	2.47	3143	20	592	29	38	92	20	621	48	52	91	20	

† Ampacities are based on the following:

†† Zero Sequence Impedance considers all return in the neutral only.

Information Subject to Change without Notice.

PRODUCT NOTES:

▲ Items are Prysmian authorized stock. The above dimensions are approximate and subject to normal manufacturing tolerances. Single Phase Impedance Values Assume Full Return in the Metallic Shield.

Single Phase Operation (Full Neutral Design)

In Duct: One single cable in plastic duct, direct-buried, 105°C conductor temperature, 20°C ambient temperature, earth RHO of 90°C-cm/Watt, 100% load factor, 36 inch depth of burial, and shields short-circuited.
Direct Buried: One single cable, direct-buried, 105°C conductor temperature, 20°C ambient temperature, earth RHO of 90°C-cm/Watt, 100% load factor, 36 inch depth of burial, and shields short-circuited.

Three Phase Operation (1/3 Neutral Design)

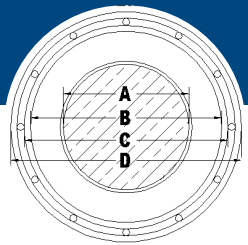
In Duct: Three single cables in plastic duct, direct-buried in a triangular configuration, 105°C conductor temperature, 20°C ambient temperature, earth RHO of 90°C-cm/Watt, 100% load factor, 36 inch depth of burial, and shields short-circuited.
Direct Buried: Three single cables, direct-buried, spaced 7.5 inches horizontally, 105°C conductor temperature, 20°C ambient temperature, earth RHO of 90°C-cm/Watt, 100% load factor, 36 inch depth of burial, and shields short-circuited.

‡ EPROTENAX™ EPR-insulated cables are capable of operating at 105°C. However, the maximum operating temperature of the cable should be based on the maximum operating temperature of the cable accessories to be used.



1-800-845-8507 (US)
1-800-263-4405 (West-CAN)
1-800-361-1418 (East-CAN)

www.prysmianusa.com
www.prysmiancanada.com



EPR SUPERDRI™

35kV 100%

Product Number	Conductor		Insulation Thickness (mil)	Concentric Neutral	Conductor Diameter (in.)	Insulation Diameter (in.)	Insulation Shield Diameter (in.)	Jacket Diameter (in.)	Cable Weight (lbs/ft)	Minimum Bending Radius (in.)	±105°C In Duct					±105°C Direct Buried					
											† Ampacity (Amps)	+/- Sequence Impedance Resistance (μΩ/ft)	+/- Sequence Impedance Reactance (μΩ/ft)	Zero Sequence Impedance Resistance (μΩ/ft)	Zero Sequence Impedance Reactance (μΩ/ft) ††	† Ampacity (Amps)	+/- Sequence Impedance Resistance (μΩ/ft)	+/- Sequence Impedance Reactance (μΩ/ft)	Zero Sequence Impedance Resistance (μΩ/ft)	Zero Sequence Impedance Reactance (μΩ/ft) ††	
35kV 100% Copper Single Phase – Full Neutral																					
QQ7050A	1/0	SOLID CU	345	16-#12	0.325	1.07	1.16	1.52	1302	13	240	268	36	268	36	306	268	36	268	36	
QQ8050A	1/0	AWG CU	345	16-#12	0.364	1.11	1.20	1.56	1342	13	242	270	34	270	35	308	270	34	270	35	
QQ9050A	2/0	AWG CU	345	13-#10	0.408	1.15	1.24	1.65	1562	14	278	212	33	212	33	353	212	33	212	33	
QQA050A	3/0	AWG CU	345	16-#10	0.458	1.20	1.29	1.70	1808	14	315	170	31	170	31	400	170	31	170	31	
QQB050A	4/0	AWG CU	345	16-#9	0.515	1.26	1.35	1.84	2198	15	359	136	30	136	30	451	136	30	136	30	
35kV 100% Copper Three Phase – One-Third Neutral																					
QQ7040A	1/0	SOLID CU	345	9-#14	0.325	1.07	1.16	1.49	1082	12	237	132	55	503	35	302	142	97	491	35	
QQ8040A	1/0	AWG CU	345	9-#14	0.364	1.11	1.20	1.53	1123	13	238	135	54	507	34	303	144	95	495	34	
QQ9040A	2/0	AWG CU	345	11-#14	0.408	1.15	1.24	1.57	1268	13	270	107	52	412	32	340	119	92	404	32	
QQA040A	3/0	AWG CU	345	14-#14	0.458	1.20	1.29	1.62	1455	13	306	86	50	325	31	379	99	88	320	31	
QQB040A	4/0	AWG CU	345	18-#14	0.515	1.26	1.35	1.68	1687	14	346	69	48	255	29	419	85	83	251	29	
QQC040A	250	MCM CU	345	21-#14	0.561	1.31	1.40	1.79	1968	15	378	59	47	218	28	448	76	79	215	28	
QQD040A	350	MCM CU	345	18-#12	0.664	1.42	1.51	1.93	2482	16	449	44	45	159	26	507	64	71	157	26	
QQE040A	500	MCM CU	345	17-#10	0.794	1.55	1.67	2.13	3310	18	530	34	43	108	24	566	54	60	107	24	
QQF040A	750	MCM CU	345	20-#9	0.974	1.73	1.85	2.34	4541	19	621	26	39	74	22	638	45	48	73	22	
QQG040A	1000	MCM CU	345	21-#8	1.124	1.88	2.00	2.52	5748	21	676	23	36	56	20	696	39	40	55	20	

† Ampacities are based on the following:

†† Zero Sequence Impedance considers all return in the neutral only.

Information Subject to Change without Notice.

PRODUCT NOTES:

▲ Items are Prysmian authorized stock. The above dimensions are approximate and subject to normal manufacturing tolerances. Single Phase Impedance Values Assume Full Return in the Metallic Shield.

Single Phase Operation (Full Neutral Design)

In Duct: One single cable in plastic duct, direct-buried, 105°C conductor temperature, 20°C ambient temperature, earth RHO of 90°C-cm/Watt, 100% load factor, 36 inch depth of burial, and shields short-circuited.
Direct Buried: One single cable, direct-buried, 105°C conductor temperature, 20°C ambient temperature, earth RHO of 90°C-cm/Watt, 100% load factor, 36 inch depth of burial, and shields short-circuited.

Three Phase Operation (1/3 Neutral Design)

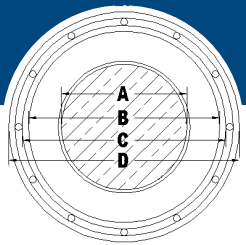
In Duct: Three single cables in plastic duct, direct-buried in a triangular configuration, 105°C conductor temperature, 20°C ambient temperature, earth RHO of 90°C-cm/Watt, 100% load factor, 36 inch depth of burial, and shields short-circuited.
Direct Buried: Three single cables, direct-buried, spaced 7.5 inches horizontally, 105°C conductor temperature, 20°C ambient temperature, earth RHO of 90°C-cm/Watt, 100% load factor, 36 inch depth of burial, and shields short-circuited.

‡ EPROTENAX™ EPR-insulated cables are capable of operating at 105°C. However, the maximum operating temperature of the cable should be based on the maximum operating temperature of the cable accessories to be used.



1-800-845-8507 (US)
1-800-263-4405 (West-CAN)
1-800-361-1418 (East-CAN)

www.prysmianusa.com
www.prysmiancanada.com



EPR SUPERDRI™

35kV 133%

Product Number	Conductor		Insulation Thickness (mil)		Concentric Neutral		Conductor Diameter (in.)		Insulation Diameter (in.)		Insulation Shield Diameter (in.)		Jacket Diameter (in.)		Cable Weight (lbs/ft)		Minimum Bending Radius (in.)		† Ampacity (Amps)				
			(A)	(B)	(C)	(D)	(A)	(B)	(C)	(D)	(A)	(B)	(C)	(D)	(A)	(B)	(C)	(D)	±105°C In Duct	±105°C Direct Buried			
35kV 133% Aluminum Single Phase – Full Neutral																							
QRP050A	1/0	SOLID AL	420	16-#14	0.325	1.22	1.31	1.64	1114	14	187	435	35	435	35	239	435	35	435	35	435	35	
QRQ050A	1/0	AWG AL	420	16-#14	0.364	1.26	1.35	1.68	1158	14	188	440	34	440	34	240	440	34	440	34	440	34	
QRR050A	2/0	AWG AL	420	13-#12	0.408	1.30	1.39	1.81	1359	15	217	343	32	343	33	276	343	32	343	32	343	32	
QRS050A	3/0	AWG AL	420	16-#12	0.458	1.35	1.44	1.86	1503	15	246	275	31	275	31	313	275	31	275	31	275	31	
QRT050A	4/0	AWG AL	420	13-#10	0.515	1.41	1.50	1.96	1703	16	283	216	29	216	30	355	216	29	216	29	216	29	
QRU050A	250	MCM AL	420	16-#10	0.561	1.46	1.55	2.02	1911	17	313	179	28	179	28	393	179	28	179	28	179	28	
QRV050A	350	MCM AL	420	16-#9	0.664	1.57	1.69	2.17	2301	18	371	136	26	136	26	465	136	26	136	26	136	26	
35kV 133% Aluminum Three Phase – One-Third Neutral																							
QRP040A	1/0	SOLID AL	420	6-#14	0.325	1.22	1.31	1.64	983	14	185	217	55	774	35	239	224	98	755	35	755	35	
QRQ040A	1/0	AWG AL	420	6-#14	0.364	1.26	1.35	1.68	1028	14	185	222	54	781	34	239	229	96	763	34	763	34	
QRR040A	2/0	AWG AL	420	7-#14	0.408	1.30	1.39	1.78	1174	15	211	176	52	656	32	270	183	93	641	32	641	32	
QRS040A	3/0	AWG AL	420	9-#14	0.458	1.35	1.44	1.83	1282	15	240	139	50	513	31	305	149	90	503	31	503	31	
QRT040A	4/0	AWG AL	420	11-#14	0.515	1.41	1.50	1.89	1406	16	272	111	48	418	29	343	122	87	410	29	410	29	
QRU040A	250	MCM AL	420	13-#14	0.561	1.46	1.55	1.94	1529	16	298	95	48	354	28	370	107	84	348	28	348	28	
QRV040A	350	MCM AL	420	18-#14	0.664	1.57	1.69	2.07	1841	17	357	69	45	256	25	431	83	78	252	25	252	25	
QRW040A	500	MCM AL	420	16-#12	0.794	1.70	1.82	2.24	2225	18	430	50	43	180	24	497	67	70	178	24	178	24	
QRX040A	750	MCM AL	420	24-#12	0.974	1.88	2.00	2.43	2839	20	523	36	40	121	21	569	55	59	120	21	120	21	
QRY040A	1000	MCM AL	420	20-#10	1.124	2.03	2.15	2.62	3410	21	592	29	38	92	20	621	48	52	91	20	91	20	

† Ampacities are based on the following:

†† Zero Sequence Impedance considers all return in the neutral only.

Information Subject to Change without Notice.

PRODUCT NOTES:

▲ Items are Prysmian authorized stock. The above dimensions are approximate and subject to normal manufacturing tolerances. Single Phase Impedance Values Assume Full Return in the Metallic Shield.

Single Phase Operation (Full Neutral Design)

In Duct: One single cable in plastic duct, direct-buried, 105°C conductor temperature, 20°C ambient temperature, earth RHO of 90°C-cm/Watt, 100% load factor, 36 inch depth of burial, and shields short-circuited.
Direct Buried: One single cable, direct-buried, 105°C conductor temperature, 20°C ambient temperature, earth RHO of 90°C-cm/Watt, 100% load factor, 36 inch depth of burial, and shields short-circuited.

Three Phase Operation (1/3 Neutral Design)

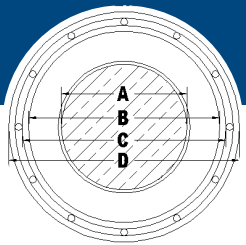
In Duct: Three single cables in plastic duct, direct-buried in a triangular configuration, 105°C conductor temperature, 20°C ambient temperature, earth RHO of 90°C-cm/Watt, 100% load factor, 36 inch depth of burial, and shields short-circuited.
Direct Buried: Three single cables, direct-buried, spaced 7.5 inches horizontally, 105°C conductor temperature, 20°C ambient temperature, earth RHO of 90°C-cm/Watt, 100% load factor, 36 inch depth of burial, and shields short-circuited.

‡ EPROTENAX™ EPR-insulated cables are capable of operating at 105°C. However, the maximum operating temperature of the cable should be based on the maximum operating temperature of the cable accessories to be used.



1-800-845-8507 (US)
1-800-263-4405 (West-CAN)
1-800-361-1418 (East-CAN)

www.prysmianusa.com
www.prysmiancanada.com



EPR SUPERDRI™

35kV 133%

Product Number	Conductor	Insulation Thickness (mil)	Concentric Neutral	Conductor Diameter (in.)				Insulation Diameter (in.)				Cable Weight (lbs/ft)	Minimum Bending Radius (in.)	±105°C In Duct					±105°C Direct Buried				
				(A)	(B)	(C)	(D)	† Ampacity (Amps)	+/- Sequence Impedance Resistance (µΩ/ft)	+/- Sequence Impedance Reactance (µΩ/ft)	Zero Sequence Impedance Resistance (µΩ/ft)			Zero Sequence Impedance Reactance (µΩ/ft) ††	† Ampacity (Amps)	+/- Sequence Impedance Resistance (µΩ/ft)	+/- Sequence Impedance Reactance (µΩ/ft)	Zero Sequence Impedance Resistance (µΩ/ft)	Zero Sequence Impedance Reactance (µΩ/ft) ††				
35kV 133% Copper Single Phase – Full Neutral																							
QR7050A	1/0 SOLID CU	420	16-#12	0.325	1.22	1.31	1.67	1464	14	240	268	36	268	36	306	268	36	268	36				
QR8050A	1/0 AWG CU	420	16-#12	0.364	1.26	1.35	1.77	1575	15	242	270	34	270	35	308	270	34	270	35				
QR9050A	2/0 AWG CU	420	13-#10	0.408	1.30	1.39	1.86	1804	15	278	212	33	212	33	353	212	33	212	33				
QRA050A	3/0 AWG CU	420	16-#10	0.458	1.35	1.44	1.91	2057	16	315	170	31	170	31	400	170	31	170	31				
QRB050A	4/0 AWG CU	420	16-#9	0.515	1.41	1.50	1.99	2388	16	359	136	30	136	30	451	136	30	136	30				
35kV 133% Copper Three Phase – One-Third Neutral																							
QR7040A	1/0 SOLID CU	420	9-#14	0.325	1.22	1.31	1.64	1244	14	237	132	55	503	35	302	142	97	491	35				
QR8040A	1/0 AWG CU	420	9-#14	0.364	1.26	1.35	1.68	1289	14	238	135	54	507	34	303	144	95	495	34				
QR9040A	2/0 AWG CU	420	11-#14	0.408	1.30	1.39	1.78	1507	15	270	107	52	412	32	340	119	92	404	32				
QRA040A	3/0 AWG CU	420	14-#14	0.458	1.35	1.44	1.83	1700	15	306	86	50	325	31	379	99	88	320	31				
QRB040A	4/0 AWG CU	420	18-#14	0.515	1.41	1.50	1.89	1942	16	346	69	48	255	29	419	85	83	251	29				
QRC040A	250 MCM CU	420	21-#14	0.561	1.46	1.55	1.94	2165	16	378	59	47	218	28	448	76	79	215	28				
QRD040A	350 MCM CU	420	18-#12	0.664	1.57	1.69	2.11	2735	17	449	44	45	159	26	507	64	71	157	26				
QRE040A	500 MCM CU	420	17-#10	0.794	1.70	1.82	2.28	3537	19	530	34	43	108	24	566	54	60	107	24				
QRF040A	750 MCM CU	420	20-#9	0.974	1.88	2.00	2.49	4791	20	621	26	39	74	22	638	45	48	73	22				
QRG040A	1000 MCM CU	420	21-#8	1.124	2.03	2.15	2.67	6015	22	676	23	36	56	20	696	39	40	55	20				

† Ampacities are based on the following:

†† Zero Sequence Impedance considers all return in the neutral only.

Information Subject to Change without Notice.

PRODUCT NOTES:

▲ Items are Prysmian authorized stock. The above dimensions are approximate and subject to normal manufacturing tolerances. Single Phase Impedance Values Assume Full Return in the Metallic Shield.

Single Phase Operation (Full Neutral Design)

In Duct: One single cable in plastic duct, direct-buried, 105°C conductor temperature, 20°C ambient temperature, earth RHO of 90°C-cm/Watt, 100% load factor, 36 inch depth of burial, and shields short-circuited.
Direct Buried: One single cable, direct-buried, 105°C conductor temperature, 20°C ambient temperature, earth RHO of 90°C-cm/Watt, 100% load factor, 36 inch depth of burial, and shields short-circuited.

Three Phase Operation (1/3 Neutral Design)

In Duct: Three single cables in plastic duct, direct-buried in a triangular configuration, 105°C conductor temperature, 20°C ambient temperature, earth RHO of 90°C-cm/Watt, 100% load factor, 36 inch depth of burial, and shields short-circuited.
Direct Buried: Three single cables, direct-buried, spaced 7.5 inches horizontally, 105°C conductor temperature, 20°C ambient temperature, earth RHO of 90°C-cm/Watt, 100% load factor, 36 inch depth of burial, and shields short-circuited.

‡ EPROTENAX™ EPR-insulated cables are capable of operating at 105°C. However, the maximum operating temperature of the cable should be based on the maximum operating temperature of the cable accessories to be used.



1-800-845-8507 (US)
1-800-263-4405 (West-CAN)
1-800-361-1418 (East-CAN)

www.prysmianusa.com
www.prysmiancanada.com