



### Description

Single conductor cable with solid or filled strand aluminum or copper conductors, triple extruded insulation system consisting of a thermosetting semiconducting conductor shield, high dielectric strength VOLTALENE™ TRXLPE insulation, thermosetting semiconducting insulation shield, copper concentric neutral wires, water swellable agents, black encapsulating linear low-density polyethylene (LLDPE) jacket.

### Specifications

### Ratings

**AEIC** AEIC CS8

**ICEA** ICEA S-94-649

**ICEA** ICEA T-31-610

**ICEA** ICEA T-34-664

For 90°C continuous, 130°C emergency, 250°C short-circuit operation.



### Design Parameters

#### Conductor

- Solid or Class B Compressed concentric strand aluminum alloy 1350 or soft drawn annealed copper per ASTM. Stranded conductors are water-blocked with STRANDSEAL® conductor filling compound.

#### Conductor Shield

- Extruded thermosetting semiconducting shield which is free stripping from the conductor and bonded to the insulation.

#### Insulation

- Natural high dielectric VOLTALENE™ TRXLPE insulation, exhibiting an optimum balance of mechanical and electrical properties, assuring resistance to treeing.

#### Insulation Shield

- Extruded thermosetting semiconducting shield with controlled adhesion to the insulation providing the required balance between electrical integrity and ease of stripping.

#### Metallic Shield

- Solid bare copper wires, helically applied and uniformly spaced. Water-blocking agents applied over the insulation shield and around the neutral wires to resist longitudinal water penetration.









#### Jacket

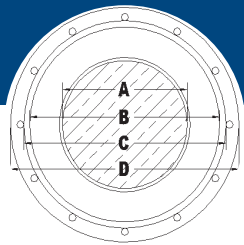
- Black insulating sunlight resistant linear low-density polyethylene encapsulating the neutral wires with three extruded red stripes and NESC lightning bolt symbol.

### Options

- Black LLDPE jacket with no stripes
- Multiplex cables
- Super smooth conductor shield
- Tinned round and flat strap neutrals
- Compact stranded conductors
- UL MV-90 Rating if Required
- 46kV
- REA/RUS U-1 where applicable

### Installations

- |                                                                                                        |                                                                                                       |
|--------------------------------------------------------------------------------------------------------|-------------------------------------------------------------------------------------------------------|
|  Conduit in Air     |  Direct Buried     |
|  Underground Duct |  Isolated in Air |
|  Wet Locations    |  Dry Locations   |
|  With Messenger   |  Utility Primary |



# TRXLPE DOUBLESEAL™

5kV 100%

Product Number	Conductor	Insulation Thickness (mil)	Concentric Neutral	Conductor Diameter (in.)				Jacket Diameter (in.)	Cable Weight (lbs/ft)	Minimum Bending Radius (in.)	† Ampacity (Amps)	90°C In Duct				90°C Direct Buried				
				(A)	(B)	(C)	(D)					± Sequence Impedance Resistance (μΩ/ft)	± Sequence Impedance Reactance (μΩ/ft)	Zero Sequence Impedance Resistance (μΩ/ft)	Zero Sequence Impedance Reactance (μΩ/ft)††	± Ampacity (Amps)	± Sequence Impedance Resistance (μΩ/ft)	± Sequence Impedance Reactance (μΩ/ft)	Zero Sequence Impedance Resistance (μΩ/ft)	Zero Sequence Impedance Reactance (μΩ/ft)††
<b>5kV 100% Aluminum Single Phase - Full Neutral</b>																				
Q4L030A	2 SOLID AL	90	10-#14	0.258	0.48	0.55	0.79	360	7	119	663	24	663	25	169	663	24	663	25	
Q4M030A	2 AWG AL	90	10-#14	0.284	0.51	0.58	0.82	377	7	120	669	25	669	25	170	669	25	669	25	
Q4N030A	1 SOLID AL	90	13-#14	0.289	0.52	0.58	0.82	422	7	136	518	23	518	23	193	518	23	518	23	
Q4O030A	1 AWG AL	90	13-#14	0.324	0.55	0.62	0.86	443	7	138	523	22	523	22	195	523	22	523	22	
Q4P030A	1/0 SOLID AL	90	16-#14	0.325	0.55	0.62	0.86	490	7	155	415	22	415	22	219	415	22	415	22	
Q4Q030A	1/0 AWG AL	90	16-#14	0.364	0.59	0.66	0.90	514	8	156	420	21	420	21	220	420	21	420	21	
Q4R030A	2/0 AWG AL	90	13-#12	0.408	0.63	0.70	0.97	633	8	181	328	21	328	20	251	328	21	328	20	
Q4S030A	3/0 AWG AL	90	16-#12	0.458	0.68	0.75	1.02	743	9	206	263	20	263	19	285	263	20	263	19	
Q4T030A	4/0 AWG AL	90	13-#10	0.515	0.74	0.81	1.12	924	9	237	207	19	207	19	323	207	19	207	19	
Q4U030A	250 MCM AL	90	16-#10	0.561	0.80	0.86	1.18	1090	10	264	171	18	171	18	358	171	18	171	18	
Q4V030A	350 MCM AL	90	16-#9	0.664	0.90	0.97	1.30	1382	11	314	130	17	130	17	421	130	17	130	17	
<b>5kV 100% Aluminum Three Phase - One-Third Neutral</b>																				
Q4L020A	2 SOLID AL	90	6-#14	0.258	0.48	0.55	0.79	314	7	123	329	46	876	25	178	340	103	864	25	
Q4M020A	2 AWG AL	90	6-#14	0.284	0.51	0.58	0.82	330	7	123	335	46	883	25	179	346	102	872	25	
Q4N020A	1 SOLID AL	90	6-#14	0.289	0.52	0.58	0.82	341	7	140	261	45	809	23	202	272	100	798	23	
Q4O020A	1 AWG AL	90	6-#14	0.324	0.55	0.62	0.86	361	7	140	266	44	815	22	203	276	98	804	22	
Q4P020A	1/0 SOLID AL	90	6-#14	0.325	0.55	0.62	0.86	374	7	159	207	43	756	22	229	217	98	746	22	
Q4Q020A	1/0 AWG AL	90	6-#14	0.364	0.59	0.66	0.90	398	8	160	212	42	762	21	229	222	96	752	21	
Q4R020A	2/0 AWG AL	90	7-#14	0.408	0.63	0.70	0.94	453	8	182	168	40	640	20	258	179	93	632	20	
Q4S020A	3/0 AWG AL	90	9-#14	0.458	0.68	0.75	0.99	529	8	208	133	39	500	19	290	146	89	495	19	
Q4T020A	4/0 AWG AL	90	11-#14	0.515	0.74	0.81	1.05	617	9	237	107	38	407	18	323	122	85	403	18	
Q4U020A	250 MCM AL	90	13-#14	0.561	0.80	0.86	1.10	707	9	261	91	37	344	17	348	107	82	342	17	
Q4V020A	350 MCM AL	90	18-#14	0.664	0.90	0.97	1.20	907	10	314	66	35	249	15	399	86	75	247	15	
Q4W020A	500 MCM AL	90	16-#12	0.794	1.03	1.12	1.39	1247	12	381	48	34	175	15	449	70	66	174	15	
Q4X020A	750 MCM AL	90	24-#12	0.974	1.22	1.30	1.58	1737	13	464	34	32	117	14	505	58	54	117	14	
Q4Y020A	1000 MCM AL	90	20-#10	1.124	1.37	1.45	1.83	2315	15	522	29	31	89	13	541	51	45	88	13	

† Ampacities are based on the following:

†† Zero Sequence Impedance considers all return in the neutral only.

Information Subject to Change without Notice.

**PRODUCT NOTES:**

▲ Items are Prysmian authorized stock.  
The above dimensions are approximate and subject to normal manufacturing tolerances.  
Single Phase Impedance Values Assume Full Return in the Metallic Shield.

**Single Phase Operation (Full Neutral Design)**

In Duct: One single cable in plastic duct, direct-buried, 90°C conductor temperature, 20°C ambient temperature, earth RHO of 90°C-cm/Watt, 100% load factor, 36 inch depth of burial, and shields short-circuited.  
Direct Buried: One single cable, direct-buried, 90°C conductor temperature, 20°C ambient temperature, earth RHO of 90°C-cm/Watt, 100% load factor, 36 inch depth of burial, and shields short-circuited.

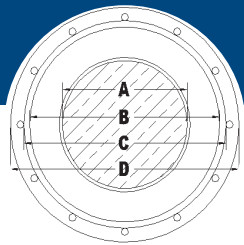
**Three Phase Operation (1/3 Neutral Design)**

In Duct: Three single cables in plastic duct, direct-buried in a triangular configuration, 90°C conductor temperature, 20°C ambient temperature, earth RHO of 90°C-cm/Watt, 100% load factor, 36 inch depth of burial, and shields short-circuited.  
Direct Buried: Three single cables, direct-buried, spaced 7.5 inches horizontally, 90°C conductor temperature, 20°C ambient temperature, earth RHO of 90°C-cm/Watt, 100% load factor, 36 inch depth of burial, and shields short-circuited.



1-800-845-8507 (US)  
1-800-263-4405 (West-CAN)  
1-800-361-1418 (East-CAN)

www.prysmianusa.com  
www.prysmiancanada.com



# TRXLPE DOUBLESEAL™

5kV 100%

Product Number	Conductor	Insulation Thickness (mil)	Concentric Neutral	Conductor Diameter (in.)				Insulation Shield Diameter (in.)	Jacket Diameter (in.)	Cable Weight (lbs/ft)	Minimum Bending Radius (in.)	† Ampacity (Amps)	90°C In Duct					90°C Direct Buried				
				(A)	(B)	(C)	(D)						± Sequence Impedance Resistance (μΩ/ft)	± Sequence Impedance Reactance (μΩ/ft)	Zero Sequence Impedance Resistance (μΩ/ft)	Zero Sequence Impedance Reactance (μΩ/ft)††	† Ampacity (Amps)	± Sequence Impedance Resistance (μΩ/ft)	± Sequence Impedance Reactance (μΩ/ft)	Zero Sequence Impedance Resistance (μΩ/ft)	Zero Sequence Impedance Reactance (μΩ/ft)††	
<b>5kV 100% Copper Single Phase - Full Neutral</b>																						
Q43030A	2 SOLID CU	90	16-#14	0.258	0.48	0.55	0.79	570	7	152	408	25	408	25	215	408	25	408	25			
Q44030A	2 AWG CU	90	16-#14	0.284	0.51	0.58	0.82	586	7	153	412	25	412	25	217	412	25	412	25			
Q45030A	1 SOLID CU	90	13-#12	0.289	0.52	0.58	0.85	705	7	175	318	24	318	24	245	318	24	318	24			
Q46030A	1 AWG CU	90	13-#12	0.324	0.55	0.62	0.89	727	8	176	322	23	322	23	247	322	23	322	23			
Q47030A	1/0 SOLID CU	90	16-#12	0.325	0.55	0.62	0.89	842	8	198	256	23	256	22	277	256	23	256	22			
Q48030A	1/0 AWG CU	90	16-#12	0.364	0.59	0.66	0.93	867	8	200	258	22	258	22	280	258	22	258	22			
Q49030A	2/0 AWG CU	90	13-#10	0.408	0.63	0.70	1.02	1081	9	231	203	22	203	21	317	203	22	203	21			
Q4A030A	3/0 AWG CU	90	16-#10	0.458	0.68	0.75	1.07	1298	9	262	163	20	163	20	359	163	20	163	20			
Q4B030A	4/0 AWG CU	90	16-#9	0.515	0.74	0.81	1.15	1598	10	300	130	20	130	19	407	130	20	130	19			
<b>5kV 100% Copper Three Phase - One-Third Neutral</b>																						
Q43020A	2 SOLID CU	90	6-#14	0.258	0.48	0.55	0.79	453	7	157	200	46	747	25	227	211	103	735	25			
Q44020A	2 AWG CU	90	6-#14	0.284	0.51	0.58	0.82	469	7	158	203	46	752	25	228	214	102	740	25			
Q45020A	1 SOLID CU	90	7-#14	0.289	0.52	0.58	0.82	527	7	179	159	44	628	23	256	171	100	619	23			
Q46020A	1 AWG CU	90	7-#14	0.324	0.55	0.62	0.86	549	7	180	162	44	633	22	256	174	98	624	22			
Q47020A	1/0 SOLID CU	90	9-#14	0.325	0.55	0.62	0.86	631	7	204	126	43	492	22	286	141	96	485	22			
Q48020A	1/0 AWG CU	90	9-#14	0.364	0.59	0.66	0.90	655	8	205	129	42	495	21	287	143	94	489	21			
Q49020A	2/0 AWG CU	90	11-#14	0.408	0.63	0.70	0.94	780	8	233	103	40	402	20	320	119	90	398	20			
Q4A020A	3/0 AWG CU	90	14-#14	0.458	0.68	0.75	0.99	941	8	265	82	39	317	19	353	101	85	314	19			
Q4B020A	4/0 AWG CU	90	18-#14	0.515	0.74	0.81	1.05	1144	9	301	66	38	248	18	385	88	79	247	18			
Q4C020A	250 MCM CU	90	21-#14	0.561	0.80	0.86	1.10	1330	9	330	57	36	212	17	409	80	75	211	17			
Q4D020A	350 MCM CU	90	18-#12	0.664	0.90	0.97	1.24	1807	10	393	42	35	154	16	452	68	65	154	16			
Q4E020A	500 MCM CU	90	17-#10	0.794	1.03	1.12	1.43	2565	12	464	32	34	105	15	494	58	53	104	15			
Q4F020A	750 MCM CU	90	20-#9	0.974	1.22	1.30	1.70	3774	14	540	26	35	72	14	552	48	40	71	14			
Q4G020A	1000 MCM CU	90	21-#8	1.124	1.37	1.45	1.88	4926	16	586	23	29	54	13	607	41	31	53	13			

† Ampacities are based on the following:

†† Zero Sequence Impedance considers all return in the neutral only.

Information Subject to Change without Notice.

**PRODUCT NOTES:**

▲ Items are Prysmian authorized stock.  
 The above dimensions are approximate and subject to normal manufacturing tolerances.  
 Single Phase Impedance Values Assume Full Return in the Metallic Shield.

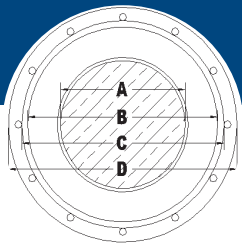
**Single Phase Operation (Full Neutral Design)**

In Duct: One single cable in plastic duct, direct-buried, 90°C conductor temperature, 20°C ambient temperature, earth RHO of 90°C-cm/Watt, 100% load factor, 36 inch depth of burial, and shields short-circuited.  
 Direct Buried: One single cable, direct-buried, 90°C conductor temperature, 20°C ambient temperature, earth RHO of 90°C-cm/Watt, 100% load factor, 36 inch depth of burial, and shields short-circuited.

**Three Phase Operation (1/3 Neutral Design)**

In Duct: Three single cables in plastic duct, direct-buried in a triangular configuration, 90°C conductor temperature, 20°C ambient temperature, earth RHO of 90°C-cm/Watt, 100% load factor, 36 inch depth of burial, and shields short-circuited.  
 Direct Buried: Three single cables, direct-buried, spaced 7.5 inches horizontally, 90°C conductor temperature, 20°C ambient temperature, earth RHO of 90°C-cm/Watt, 100% load factor, 36 inch depth of burial, and shields short-circuited.





# TRXLPE DOUBLESEAL™

5kV 133%

Product Number	Conductor	Insulation Thickness (mil)	Concentric Neutral	Conductor Diameter (in.)				Insulation Shield Diameter (in.)	Jacket Diameter (in.)	Cable Weight (lbs/ft)	Minimum Bending Radius (in.)	† Ampacity (Amps)	90°C In Duct				90°C Direct Buried			
				(A)	(B)	(C)	(D)						+/- Sequence Impedance Resistance (μΩ/ft)	+/- Sequence Impedance Reactance (μΩ/ft)	Zero Sequence Impedance Resistance (μΩ/ft)	Zero Sequence Impedance Reactance (μΩ/ft)††	† Ampacity (Amps)	+/- Sequence Impedance Resistance (μΩ/ft)	+/- Sequence Impedance Reactance (μΩ/ft)	Zero Sequence Impedance Resistance (μΩ/ft)
<b>5kV 133% Aluminum Single Phase - Full Neutral</b>																				
Q5L030A	2 SOLID AL	115	10-#14	0.258	0.53	0.60	0.84	387	7	119	663	24	663	25	169	663	24	663	25	
Q5M030A	2 AWG AL	115	10-#14	0.284	0.56	0.63	0.87	404	7	120	669	25	669	25	170	669	25	669	25	
Q5N030A	1 SOLID AL	115	13-#14	0.289	0.57	0.63	0.87	450	7	136	518	23	518	23	193	518	23	518	23	
Q5O030A	1 AWG AL	115	13-#14	0.324	0.60	0.67	0.91	471	8	138	523	22	523	22	195	523	22	523	22	
Q5P030A	1/0 SOLID AL	115	16-#14	0.325	0.60	0.67	0.91	519	8	155	415	22	415	22	219	415	22	415	22	
Q5Q030A	1/0 AWG AL	115	16-#14	0.364	0.64	0.71	0.95	544	8	156	420	21	420	21	220	420	21	420	21	
Q5R030A	2/0 AWG AL	115	13-#12	0.408	0.68	0.75	1.02	665	9	181	328	21	328	20	251	328	21	328	20	
Q5S030A	3/0 AWG AL	115	16-#12	0.458	0.73	0.80	1.07	777	9	206	263	20	263	19	285	263	20	263	19	
Q5T030A	4/0 AWG AL	115	13-#10	0.515	0.79	0.86	1.17	961	10	237	207	19	207	19	323	207	19	207	19	
Q5U030A	250 MCM AL	115	16-#10	0.561	0.85	0.91	1.23	1129	10	264	171	18	171	18	358	171	18	171	18	
Q5V030A	350 MCM AL	115	16-#9	0.664	0.95	1.02	1.35	1425	11	314	130	17	130	17	421	130	17	130	17	
<b>5kV 133% Aluminum Three Phase - One-Third Neutral</b>																				
Q5L020A	2 SOLID AL	115	6-#14	0.258	0.53	0.60	0.84	340	7	123	329	46	876	25	178	340	103	864	25	
Q5M020A	2 AWG AL	115	6-#14	0.284	0.56	0.63	0.87	357	7	123	335	46	883	25	179	346	102	872	25	
Q5N020A	1 SOLID AL	115	6-#14	0.289	0.57	0.63	0.87	368	7	140	261	45	809	23	202	272	100	798	23	
Q5O020A	1 AWG AL	115	6-#14	0.324	0.60	0.67	0.91	389	8	140	266	44	815	22	203	276	98	804	22	
Q5P020A	1/0 SOLID AL	115	6-#14	0.325	0.60	0.67	0.91	402	8	159	207	43	756	22	229	217	98	746	22	
Q5Q020A	1/0 AWG AL	115	6-#14	0.364	0.64	0.71	0.95	427	8	160	212	42	762	21	229	222	96	752	21	
Q5R020A	2/0 AWG AL	115	7-#14	0.408	0.68	0.75	0.99	484	8	182	168	40	640	20	258	179	93	632	20	
Q5S020A	3/0 AWG AL	115	9-#14	0.458	0.73	0.80	1.04	561	9	208	133	39	500	19	290	146	89	495	19	
Q5T020A	4/0 AWG AL	115	11-#14	0.515	0.79	0.86	1.10	652	9	237	107	38	407	18	323	122	85	403	18	
Q5U020A	250 MCM AL	115	13-#14	0.561	0.85	0.91	1.15	743	10	261	91	37	344	17	348	107	82	342	17	
Q5V020A	350 MCM AL	115	18-#14	0.664	0.95	1.02	1.25	946	11	314	66	35	249	15	399	86	75	247	15	
Q5W020A	500 MCM AL	115	16-#12	0.794	1.08	1.17	1.44	1293	12	381	48	34	175	15	449	70	66	174	15	
Q5X020A	750 MCM AL	115	24-#12	0.974	1.27	1.35	1.63	1789	14	464	34	32	117	14	505	58	54	117	14	
Q5Y020A	1000 MCM AL	115	20-#10	1.124	1.42	1.50	1.88	2374	16	522	29	31	89	13	541	51	45	88	13	

† Ampacities are based on the following:

†† Zero Sequence Impedance considers all return in the neutral only.

Information Subject to Change without Notice.

**PRODUCT NOTES:**

▲ Items are Prysmian authorized stock.  
The above dimensions are approximate and subject to normal manufacturing tolerances.

Single Phase Impedance Values Assume Full Return in the Metallic Shield.

**Single Phase Operation (Full Neutral Design)**

In Duct: One single cable in plastic duct, direct-buried, 90°C conductor temperature, 20°C ambient temperature, earth RHO of 90°C-cm/Watt, 100% load factor, 36 inch depth of burial, and shields short-circuited.

Direct Buried: One single cable, direct-buried, 90°C conductor temperature, 20°C ambient temperature, earth RHO of 90°C-cm/Watt, 100% load factor, 36 inch depth of burial, and shields short-circuited.

**Three Phase Operation (1/3 Neutral Design)**

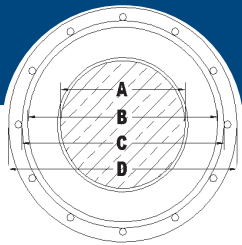
In Duct: Three single cables in plastic duct, direct-buried in a triangular configuration, 90°C conductor temperature, 20°C ambient temperature, earth RHO of 90°C-cm/Watt, 100% load factor, 36 inch depth of burial, and shields short-circuited.

Direct Buried: Three single cables, direct-buried, spaced 7.5 inches horizontally, 90°C conductor temperature, 20°C ambient temperature, earth RHO of 90°C-cm/Watt, 100% load factor, 36 inch depth of burial, and shields short-circuited.



1-800-845-8507 (US)  
1-800-263-4405 (West-CAN)  
1-800-361-1418 (East-CAN)

www.prysmianusa.com  
www.prysmiancanada.com



# TRXLPE DOUBLESEAL™

5kV 133%

Product Number	Conductor	Insulation Thickness (mil)	Concentric Neutral	Conductor Diameter (in.)				Insulation Shield Diameter (in.)	Jacket Diameter (in.)	Cable Weight (lbs/ft)	Minimum Bending Radius (in.)	† Ampacity (Amps)	90°C In Duct				90°C Direct Buried			
				(A)	(B)	(C)	(D)						+/- Sequence Impedance Resistance (μΩ/ft)	+/- Sequence Impedance Reactance (μΩ/ft)	Zero Sequence Impedance Resistance (μΩ/ft)	Zero Sequence Impedance Reactance (μΩ/ft)††	† Ampacity (Amps)	+/- Sequence Impedance Resistance (μΩ/ft)	+/- Sequence Impedance Reactance (μΩ/ft)	Zero Sequence Impedance Resistance (μΩ/ft)
<b>5kV 133% Copper Single Phase - Full Neutral</b>																				
Q53030A	2 SOLID CU	115	16-#14	0.258	0.53	0.60	0.84	596	7	152	408	25	408	25	215	408	25	408	25	
Q54030A	2 AWG CU	115	16-#14	0.284	0.56	0.63	0.87	613	7	153	412	25	412	25	217	412	25	412	25	
Q55030A	1 SOLID CU	115	13-#12	0.289	0.57	0.63	0.90	733	8	175	318	24	318	24	245	318	24	318	24	
Q56030A	1 AWG CU	115	13-#12	0.324	0.60	0.67	0.94	757	8	176	322	23	322	23	247	322	23	322	23	
Q57030A	1/0 SOLID CU	115	16-#12	0.325	0.60	0.67	0.94	871	8	198	256	23	256	22	277	256	23	256	22	
Q58030A	1/0 AWG CU	115	16-#12	0.364	0.64	0.71	0.98	898	8	200	258	22	258	22	280	258	22	258	22	
Q59030A	2/0 AWG CU	115	13-#10	0.408	0.68	0.75	1.07	1114	9	231	203	22	203	21	317	203	22	203	21	
Q5A030A	3/0 AWG CU	115	16-#10	0.458	0.73	0.80	1.12	1333	9	262	163	20	163	20	359	163	20	163	20	
Q5B030A	4/0 AWG CU	115	16-#9	0.515	0.79	0.86	1.20	1636	10	300	130	20	130	19	407	130	20	130	19	
<b>5kV 133% Copper Three Phase - One-Third Neutral</b>																				
Q53020A	2 SOLID CU	115	6-#14	0.258	0.53	0.60	0.84	479	7	157	200	46	747	25	227	211	103	735	25	
Q54020A	2 AWG CU	115	6-#14	0.284	0.56	0.63	0.87	496	7	158	203	46	752	25	228	214	102	740	25	
Q55020A	1 SOLID CU	115	7-#14	0.289	0.57	0.63	0.87	554	7	179	159	44	628	23	256	171	100	619	23	
Q56020A	1 AWG CU	115	7-#14	0.324	0.60	0.67	0.91	577	8	180	162	44	633	22	256	174	98	624	22	
Q57020A	1/0 SOLID CU	115	9-#14	0.325	0.60	0.67	0.91	659	8	204	126	43	492	22	286	141	96	485	22	
Q58020A	1/0 AWG CU	115	9-#14	0.364	0.64	0.71	0.95	685	8	205	129	42	495	21	287	143	94	489	21	
Q59020A	2/0 AWG CU	115	11-#14	0.408	0.68	0.75	0.99	811	8	233	103	40	402	20	320	119	90	398	20	
Q5A020A	3/0 AWG CU	115	14-#14	0.458	0.73	0.80	1.04	973	9	265	82	39	317	19	353	101	85	314	19	
Q5B020A	4/0 AWG CU	115	18-#14	0.515	0.79	0.86	1.10	1179	9	301	66	38	248	18	385	88	79	247	18	
Q5C020A	250 MCM CU	115	21-#14	0.561	0.85	0.91	1.15	1366	10	330	57	36	212	17	409	80	75	211	17	
Q5D020A	350 MCM CU	115	18-#12	0.664	0.95	1.02	1.29	1847	11	393	42	35	154	16	452	68	65	154	16	
Q5E020A	500 MCM CU	115	17-#10	0.794	1.08	1.17	1.48	2612	12	464	32	34	105	15	494	58	53	104	15	
Q5F020A	750 MCM CU	115	20-#9	0.974	1.27	1.35	1.75	3829	15	540	26	35	72	14	552	48	40	71	14	
Q5G020A	1000 MCM CU	115	21-#8	1.124	1.42	1.50	1.93	4987	16	586	23	29	54	13	607	41	31	53	13	

† Ampacities are based on the following:

†† Zero Sequence Impedance considers all return in the neutral only.

Information Subject to Change without Notice.

**PRODUCT NOTES:**

▲ Items are Prysmian authorized stock.  
The above dimensions are approximate and subject to normal manufacturing tolerances.  
Single Phase Impedance Values Assume Full Return in the Metallic Shield.

**Single Phase Operation (Full Neutral Design)**

In Duct: One single cable in plastic duct, direct-buried, 90°C conductor temperature, 20°C ambient temperature, earth RHO of 90°C-cm/Watt, 100% load factor, 36 inch depth of burial, and shields short-circuited.  
Direct Buried: One single cable, direct-buried, 90°C conductor temperature, 20°C ambient temperature, earth RHO of 90°C-cm/Watt, 100% load factor, 36 inch depth of burial, and shields short-circuited.

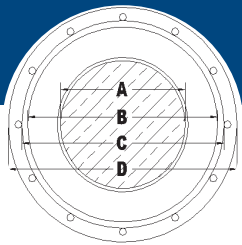
**Three Phase Operation (1/3 Neutral Design)**

In Duct: Three single cables in plastic duct, direct-buried in a triangular configuration, 90°C conductor temperature, 20°C ambient temperature, earth RHO of 90°C-cm/Watt, 100% load factor, 36 inch depth of burial, and shields short-circuited.  
Direct Buried: Three single cables, direct-buried, spaced 7.5 inches horizontally, 90°C conductor temperature, 20°C ambient temperature, earth RHO of 90°C-cm/Watt, 100% load factor, 36 inch depth of burial, and shields short-circuited.



1-800-845-8507 (US)  
1-800-263-4405 (West-CAN)  
1-800-361-1418 (East-CAN)

www.prysmianusa.com  
www.prysmiancanada.com



# TRXLPE DOUBLESEAL™

15kV 100%

Product Number		Conductor	Insulation Thickness (mil)	Concentric Neutral	Conductor Diameter (in.)	Insulation Diameter (in.)	Insulation Shield Diameter (in.)	Jacket Diameter (in.)	Cable Weight (lbs/ft)	Minimum Bending Radius (in.)	90°C In Duct						90°C Direct Buried					
U.S. Mfg	Canada Mfg				(A)	(B)	(C)	(D)			+/- Sequence Impedance Resistance (μΩ/ft)			Zero Sequence Impedance Resistance (μΩ/ft)			+/- Sequence Impedance Resistance (μΩ/ft)††			Zero Sequence Impedance Resistance (μΩ/ft)††		
<b>15kV 100% Aluminum Single Phase - Full Neutral</b>																						
		Q7L030A		2 SOLID AL	175	10-#14	0.258	0.65	0.72	0.96	456	8	123	663	29	663	30	169	663	29	663	30
▲	300469A	201062C		2 AWG AL	175	10-#14	0.284	0.68	0.75	0.98	475	8	124	669	30	669	31	170	669	30	669	31
		Q7N030A		1 SOLID AL	175	13-#14	0.289	0.69	0.75	0.99	521	8	141	518	28	518	29	193	518	28	518	29
		Q7O030A		1 AWG AL	175	13-#14	0.324	0.72	0.79	1.03	545	9	143	523	27	523	28	194	523	27	523	28
		Q7P030A		1/0 SOLID AL	175	16-#14	0.325	0.72	0.79	1.03	593	9	160	415	27	415	27	219	415	27	415	27
▲	300470A	201063C		1/0 AWG AL	175	16-#14	0.364	0.76	0.83	1.06	620	9	162	420	26	420	26	220	420	26	420	26
		Q7R030A		2/0 AWG AL	175	13-#12	0.408	0.80	0.87	1.14	748	10	186	328	25	328	25	251	328	25	328	25
		Q7S030A		3/0 AWG AL	175	16-#12	0.458	0.85	0.92	1.19	864	10	212	263	24	263	24	284	263	24	263	24
		Q7T030A		4/0 AWG AL	175	13-#10	0.515	0.91	0.98	1.29	1055	11	243	207	23	207	23	323	207	23	207	23
		Q7U030A		250 MCM AL	175	16-#10	0.561	0.97	1.03	1.35	1228	11	270	171	22	171	22	358	171	22	171	22
		Q7V030A		350 MCM AL	175	16-#9	0.664	1.07	1.16	1.49	1556	12	321	130	21	130	20	420	130	21	130	20
<b>15kV 100% Aluminum Three Phase - One-Third Neutral</b>																						
		Q7L020A		2 SOLID AL	175	6-#14	0.258	0.65	0.72	0.96	409	8	126	329	51	872	30	175	338	103	857	30
		Q7M020A		2 AWG AL	175	6-#14	0.284	0.68	0.75	0.99	429	8	126	335	51	879	31	175	344	102	865	31
		Q7N020A		1 SOLID AL	175	6-#14	0.289	0.69	0.75	0.99	440	8	143	261	49	805	29	199	270	100	791	29
		Q7O020A		1 AWG AL	175	6-#14	0.324	0.72	0.79	1.03	463	9	144	266	48	811	28	199	275	98	798	28
		Q7P020A		1/0 SOLID AL	175	6-#14	0.325	0.72	0.79	1.03	476	9	163	207	47	752	27	225	216	98	739	27
		Q7Q020A		1/0 AWG AL	175	6-#14	0.364	0.76	0.83	1.07	504	9	163	212	46	758	26	225	221	96	745	26
		Q7R020A		2/0 AWG AL	175	7-#14	0.408	0.80	0.87	1.11	564	9	186	168	44	637	25	255	178	93	627	25
		Q7S020A		3/0 AWG AL	175	9-#14	0.458	0.85	0.92	1.16	646	10	212	133	43	498	24	286	145	89	491	24
		Q7T020A		4/0 AWG AL	175	11-#14	0.515	0.91	0.98	1.22	740	10	241	106	41	405	23	320	120	86	400	23
		Q7U020A		250 MCM AL	175	13-#14	0.561	0.97	1.03	1.27	836	11	265	91	40	343	21	345	106	82	339	21
		Q7V020A		350 MCM AL	175	18-#14	0.664	1.07	1.16	1.39	1068	12	319	66	38	247	19	398	84	76	245	19
		Q7W020A		500 MCM AL	175	16-#12	0.794	1.20	1.29	1.56	1407	13	385	48	37	174	18	451	68	67	173	18
		Q7X020A		750 MCM AL	175	24-#12	0.974	1.39	1.47	1.81	1985	15	468	35	35	117	16	507	57	55	116	16
		Q7Y020A		1000 MCM AL	175	20-#10	1.124	1.54	1.65	2.03	2568	17	529	28	33	89	16	549	49	47	88	16

†Ampacities are based on the following:

†† Zero Sequence Impedance considers all return in the neutral only.

Information Subject to Change without Notice.

**PRODUCT NOTES:**

▲ Items are Prysmian authorized stock.  
The above dimensions are approximate and subject to normal manufacturing tolerances.

Single Phase Impedance Values Assume Full Return in the Metallic Shield.

**Single Phase Operation (Full Neutral Design)**

In Duct: One single cable in plastic duct, direct-buried, 90°C conductor temperature, 20°C ambient temperature, earth RHO of 90°C-cm/Watt, 100% load factor, 36 inch depth of burial, and shields short-circuited.

Direct Buried: One single cable, direct-buried, 90°C conductor temperature, 20°C ambient temperature, earth RHO of 90°C-cm/Watt, 100% load factor, 36 inch depth of burial, and shields short-circuited.

**Three Phase Operation (1/3 Neutral Design)**

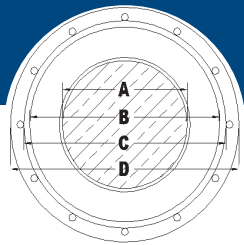
In Duct: Three single cables in plastic duct, direct-buried in a triangular configuration, 90°C conductor temperature, 20°C ambient temperature, earth RHO of 90°C-cm/Watt, 100% load factor, 36 inch depth of burial, and shields short-circuited.

Direct Buried: Three single cables, direct-buried, spaced 7.5 inches horizontally, 90°C conductor temperature, 20°C ambient temperature, earth RHO of 90°C-cm/Watt, 100% load factor, 36 inch depth of burial, and shields short-circuited.



1-800-845-8507 (US)  
1-800-263-4405 (West-CAN)  
1-800-361-1418 (East-CAN)

www.prysmianusa.com  
www.prysmiancanada.com



# TRXLPE DOUBLESEAL™

15kV 100%

Product Number	Conductor	Insulation Thickness (mil/s)	Concentric Neutral	Conductor Diameter (in.)				Insulation Diameter (in.)	Jacket Diameter (in.)	Cable Weight (lbs/ft)	Minimum Bending Radius (in.)	† Ampacity (Amps)	90°C In Duct				90°C Direct Buried			
				(A)	(B)	(C)	(D)						+/- Sequence Impedance Resistance (μΩ/ft)	+/- Sequence Impedance Reactance (μΩ/ft)	Zero Sequence Impedance Resistance (μΩ/ft)	Zero Sequence Impedance Reactance (μΩ/ft)††	† Ampacity (Amps)	+/- Sequence Impedance Resistance (μΩ/ft)	+/- Sequence Impedance Reactance (μΩ/ft)	Zero Sequence Impedance Resistance (μΩ/ft)
<b>15kV 100% Copper Single Phase - Full Neutral</b>																				
Q73030A	2 SOLID CU	175	16-#14	0.258	0.65	0.72	0.96	665	8	157	408	31	408	30	215	408	31	408	30	
Q74030A	2 AWG CU	175	16-#14	0.284	0.68	0.75	0.99	684	8	158	412	31	412	31	217	412	31	412	31	
Q75030A	1 SOLID CU	175	13-#12	0.289	0.69	0.75	1.02	807	9	181	318	29	318	29	245	318	29	318	29	
Q76030A	1 AWG CU	175	13-#12	0.324	0.72	0.79	1.06	834	9	182	322	28	322	28	246	322	28	322	28	
Q77030A	1/0 SOLID CU	175	16-#12	0.325	0.72	0.79	1.06	948	9	205	256	28	256	28	277	256	28	256	28	
Q78030A	1/0 AWG CU	175	16-#12	0.364	0.76	0.83	1.10	978	9	207	258	27	258	27	279	258	27	258	27	
Q79030A	2/0 AWG CU	175	13-#10	0.408	0.80	0.87	1.19	1201	10	237	203	26	203	26	317	203	26	203	26	
Q7A030A	3/0 AWG CU	175	16-#10	0.458	0.85	0.92	1.24	1423	10	270	163	25	163	24	359	163	25	163	24	
Q7B030A	4/0 AWG CU	175	16-#9	0.515	0.91	0.98	1.32	1733	11	307	130	23	130	23	407	130	23	130	23	
<b>15kV 100% Copper Three Phase - One-Third Neutral</b>																				
Q73020A	2 SOLID CU	175	6-#14	0.258	0.65	0.72	0.96	549	8	162	200	51	743	30	223	209	103	728	30	
Q74020A	2 AWG CU	175	6-#14	0.284	0.68	0.75	0.99	568	8	162	203	51	747	31	224	213	102	733	31	
Q75020A	1 SOLID CU	175	7-#14	0.289	0.69	0.75	0.99	626	8	184	159	49	625	29	252	169	100	613	29	
Q76020A	1 AWG CU	175	7-#14	0.324	0.72	0.79	1.03	651	9	184	162	48	629	28	252	173	98	618	28	
Q77020A	1/0 SOLID CU	175	9-#14	0.325	0.72	0.79	1.03	734	9	209	126	47	489	27	283	139	96	481	27	
Q78020A	1/0 AWG CU	175	9-#14	0.364	0.76	0.83	1.07	762	9	210	129	46	492	26	284	141	94	484	26	
Q79020A	2/0 AWG CU	175	11-#14	0.408	0.80	0.87	1.11	891	9	238	103	44	400	25	317	117	91	395	25	
Q7A020A	3/0 AWG CU	175	14-#14	0.458	0.85	0.92	1.16	1058	10	271	82	43	316	23	351	99	86	312	23	
Q7B020A	4/0 AWG CU	175	18-#14	0.515	0.91	0.98	1.22	1267	10	307	66	41	247	22	385	86	81	245	22	
Q7C020A	250 MCM CU	175	21-#14	0.561	0.97	1.03	1.27	1459	11	336	57	40	211	21	410	78	76	210	21	
Q7D020A	350 MCM CU	175	18-#12	0.664	1.07	1.16	1.43	1972	12	400	42	38	154	20	457	66	67	153	20	
Q7E020A	500 MCM CU	175	17-#10	0.794	1.20	1.29	1.60	2730	13	471	32	36	104	18	501	57	55	104	18	
Q7F020A	750 MCM CU	175	20-#9	0.974	1.39	1.47	1.87	3968	15	548	26	34	71	17	559	47	42	71	17	
Q7G020A	1000 MCM CU	175	21-#8	1.124	1.54	1.65	2.08	5186	17	596	23	32	54	16	669	41	35	56	16	

† Ampacities are based on the following:

†† Zero Sequence Impedance considers all return in the neutral only.

Information Subject to Change without Notice.

**PRODUCT NOTES:**

▲ Items are Prysmian authorized stock.  
The above dimensions are approximate and subject to normal manufacturing tolerances.

Single Phase Impedance Values Assume Full Return in the Metallic Shield.

**Single Phase Operation (Full Neutral Design)**

In Duct: One single cable in plastic duct, direct-buried, 90°C conductor temperature, 20°C ambient temperature, earth RHO of 90°C-cm/Watt, 100% load factor, 36 inch depth of burial, and shields short-circuited.

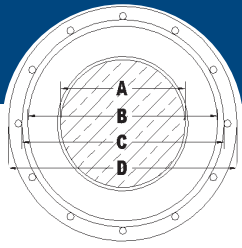
Direct Buried: One single cable, direct-buried, 90°C conductor temperature, 20°C ambient temperature, earth RHO of 90°C-cm/Watt, 100% load factor, 36 inch depth of burial, and shields short-circuited.

**Three Phase Operation (1/3 Neutral Design)**

In Duct: Three single cables in plastic duct, direct-buried in a triangular configuration, 90°C conductor temperature, 20°C ambient temperature, earth RHO of 90°C-cm/Watt, 100% load factor, 36 inch depth of burial, and shields short-circuited.

Direct Buried: Three single cables, direct-buried, spaced 7.5 inches horizontally, 90°C conductor temperature, 20°C ambient temperature, earth RHO of 90°C-cm/Watt, 100% load factor, 36 inch depth of burial, and shields short-circuited.





# TRXLPE DOUBLESEAL™

## 15kV 133%

Product Number		Conductor	Insulation Thickness (mil)	Concentric Neutral	Conductor Diameter (in.)	Insulation Diameter (in.)	Insulation Shield Diameter (in.)	Jacket Diameter (in.)	Cable Weight (lbs/ft)	Minimum Bending Radius (in.)	† Ampacity (Amps)	90°C In Duct						90°C Direct Buried					
U.S. Mfg	Canada Mfg	(A)										(B)	(C)	(D)	+/- Sequence Impedance Resistance (μΩ/ft)	+/- Sequence Impedance Reactance (μΩ/ft)	Zero Sequence Impedance Resistance (μΩ/ft)	Zero Sequence Impedance Reactance (μΩ/ft)††	† Ampacity (Amps)	+/- Sequence Impedance Resistance (μΩ/ft)	+/- Sequence Impedance Reactance (μΩ/ft)	Zero Sequence Impedance Resistance (μΩ/ft)	Zero Sequence Impedance Reactance (μΩ/ft)††
<b>15kV 133% Aluminum Single Phase - Full Neutral</b>																							
▲ 300561A	201057C	2 SOLID AL	220	10-#14	0.258	0.74	0.81	1.05	513	9	123	663	29	663	30	169	663	29	663	30			
▲ 300457A	201065C	2 AWG AL	220	10-#14	0.284	0.77	0.84	1.07	534	9	124	669	30	669	31	170	669	30	669	31			
		1 SOLID AL	220	13-#14	0.289	0.78	0.84	1.08	581	9	141	518	28	518	29	193	518	28	518	29			
		1 AWG AL	220	13-#14	0.324	0.81	0.88	1.12	607	9	143	523	27	523	28	194	523	27	523	28			
▲ 300562A	201056C	1/0 SOLID AL	220	16-#14	0.325	0.81	0.88	1.11	653	9	160	415	27	415	27	219	415	27	415	27			
▲ 300459A	201064C	1/0 AWG AL	220	16-#14	0.364	0.85	0.92	1.15	684	10	162	420	26	420	26	220	420	26	420	26			
		2/0 AWG AL	220	13-#12	0.408	0.89	0.96	1.23	817	10	186	328	25	328	25	251	328	25	328	25			
		3/0 AWG AL	220	16-#12	0.458	0.94	1.01	1.28	935	11	212	263	24	263	24	284	263	24	263	24			
▲ 300468A		4/0 AWG AL	220	20-#12	0.515	1.00	1.07	1.34	1089	11	243	207	23	207	23	323	207	23	207	23			
		250 MCM AL	220	16-#10	0.561	1.06	1.14	1.46	1330	12	270	171	22	171	22	358	171	22	171	22			
		350 MCM AL	220	16-#9	0.664	1.16	1.25	1.58	1645	13	321	130	21	130	20	420	130	21	130	20			
<b>15kV 133% Aluminum Three Phase - One-Third Neutral</b>																							
Q8L020A		2 SOLID AL	220	6-#14	0.258	0.74	0.81	1.05	467	9	126	329	51	872	30	175	338	103	857	30			
Q8M020A		2 AWG AL	220	6-#14	0.284	0.77	0.84	1.08	488	9	126	335	51	879	31	175	344	102	865	31			
Q8N020A		1 SOLID AL	220	6-#14	0.289	0.78	0.84	1.08	499	9	143	261	49	805	29	199	270	100	791	29			
Q8O020A		1 AWG AL	220	6-#14	0.324	0.81	0.88	1.12	525	9	144	266	48	811	28	199	275	98	798	28			
Q8P020A		1/0 SOLID AL	220	6-#14	0.325	0.81	0.88	1.12	538	9	163	207	47	752	27	225	216	98	739	27			
Q8Q020A		1/0 AWG AL	220	6-#14	0.364	0.85	0.92	1.16	568	10	163	212	46	758	26	225	221	96	745	26			
Q8R020A		2/0 AWG AL	220	7-#14	0.408	0.89	0.96	1.20	630	10	186	168	44	637	25	255	178	93	627	25			
Q8S020A		3/0 AWG AL	220	9-#14	0.458	0.94	1.01	1.25	715	11	212	133	43	498	24	286	145	89	491	24			
▲ 300458A	203044C	4/0 AWG AL	220	11-#14	0.515	0.99	1.05	1.29	799	11	241	106	41	405	23	320	120	86	400	23			
Q8U020A		250 MCM AL	220	13-#14	0.561	1.06	1.14	1.38	932	12	265	91	40	343	21	345	106	82	339	21			
Q8V020A		350 MCM AL	220	18-#14	0.664	1.16	1.25	1.48	1150	12	319	66	38	247	19	398	84	76	245	19			
Q8W020A		500 MCM AL	220	16-#12	0.794	1.29	1.38	1.71	1563	14	385	48	37	174	18	451	68	67	173	18			
Q8X020A		750 MCM AL	220	24-#12	0.974	1.48	1.56	1.90	2091	16	468	35	35	117	16	507	57	55	116	16			
Q8Y020A		1000 MCM AL	220	20-#10	1.124	1.63	1.74	2.12	2687	17	529	28	33	89	16	549	49	47	88	16			

† Ampacities are based on the following:

**Single Phase Operation (Full Neutral Design)**

In Duct: One single cable in plastic duct, direct-buried, 90°C conductor temperature, 20°C ambient temperature, earth RHO of 90°C-cm/Watt, 100% load factor, 36 inch depth of burial, and shields short-circuited.

Direct Buried: One single cable, direct-buried, 90°C conductor temperature, 20°C ambient temperature, earth RHO of 90°C-cm/Watt, 100% load factor, 36 inch depth of burial, and shields short-circuited.

†† Zero Sequence Impedance considers all return in the neutral only.

**Three Phase Operation (1/3 Neutral Design)**

In Duct: Three single cables in plastic duct, direct-buried in a triangular configuration, 90°C conductor temperature, 20°C ambient temperature, earth RHO of 90°C-cm/Watt, 100% load factor, 36 inch depth of burial, and shields short-circuited.

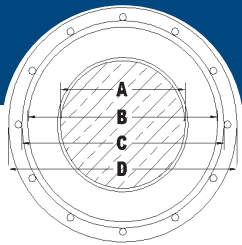
Direct Buried: Three single cables, direct-buried, spaced 7.5 inches horizontally, 90°C conductor temperature, 20°C ambient temperature, earth RHO of 90°C-cm/Watt, 100% load factor, 36 inch depth of burial, and shields short-circuited.

Information Subject to Change without Notice.

**PRODUCT NOTES:**

- ▲ Items are Prysmian authorized stock.
- The above dimensions are approximate and subject to normal manufacturing tolerances.
- Single Phase Impedance Values Assume Full Return in the Metallic Shield.





# TRXLPE DOUBLESEAL™

15kV 133%

Product Number	Conductor	Insulation Thickness (mil/s)	Concentric Neutral	Conductor Diameter (in.)				Insulation Shield Diameter (in.)	Jacket Diameter (in.)	Cable Weight (lbs/ft)	Minimum Bending Radius (in.)	† Ampacity (Amps)	90°C In Duct				90°C Direct Buried			
				(A)	(B)	(C)	(D)						+/- Sequence Impedance Resistance (μΩ/ft)	+/- Sequence Impedance Reactance (μΩ/ft)	Zero Sequence Impedance Resistance (μΩ/ft)	Zero Sequence Impedance Reactance (μΩ/ft)††	† Ampacity (Amps)	+/- Sequence Impedance Resistance (μΩ/ft)	+/- Sequence Impedance Reactance (μΩ/ft)	Zero Sequence Impedance Resistance (μΩ/ft)
<b>15kV 133% Copper Single Phase - Full Neutral</b>																				
Q83030A	2 SOLID CU	220	16-#14	0.258	0.74	0.81	1.05	723	9	157	408	31	408	30	215	408	31	408	30	
Q84030A	2 AWG CU	220	16-#14	0.284	0.77	0.84	1.08	744	9	158	412	31	412	31	217	412	31	412	31	
Q85030A	1 SOLID CU	220	13-#12	0.289	0.78	0.84	1.11	869	9	181	318	29	318	29	245	318	29	318	29	
Q86030A	1 AWG CU	220	13-#12	0.324	0.81	0.88	1.15	897	10	182	322	28	322	28	246	322	28	322	28	
Q87030A	1/0 SOLID CU	220	16-#12	0.325	0.81	0.88	1.15	1012	10	205	256	28	256	28	277	256	28	256	28	
Q88030A	1/0 AWG CU	220	16-#12	0.364	0.85	0.92	1.19	1043	10	207	258	27	258	27	279	258	27	258	27	
Q89030A	2/0 AWG CU	220	13-#10	0.408	0.89	0.96	1.28	1272	11	237	203	26	203	26	317	203	26	203	26	
Q8A030A	3/0 AWG CU	220	16-#10	0.458	0.94	1.01	1.33	1497	11	270	163	25	163	24	359	163	25	163	24	
Q8B030A	4/0 AWG CU	220	16-#9	0.515	1.00	1.07	1.41	1811	12	307	130	23	130	23	407	130	23	130	23	
<b>15kV 133% Copper Three Phase - One-Third Neutral</b>																				
Q83020A	2 SOLID CU	220	6-#14	0.258	0.74	0.81	1.05	606	9	162	200	51	743	30	223	209	103	728	30	
Q84020A	2 AWG CU	220	6-#14	0.284	0.77	0.84	1.08	627	9	162	203	51	747	31	224	213	102	733	31	
Q85020A	1 SOLID CU	220	7-#14	0.289	0.78	0.84	1.08	685	9	184	159	49	625	29	252	169	100	613	29	
Q86020A	1 AWG CU	220	7-#14	0.324	0.81	0.88	1.12	713	9	184	162	48	629	28	252	173	98	618	28	
Q87020A	1/0 SOLID CU	220	9-#14	0.325	0.81	0.88	1.12	795	9	209	126	47	489	27	283	139	96	481	27	
Q88020A	1/0 AWG CU	220	9-#14	0.364	0.85	0.92	1.16	826	10	210	129	46	492	26	284	141	94	484	26	
Q89020A	2/0 AWG CU	220	11-#14	0.408	0.89	0.96	1.20	958	10	238	103	44	400	25	317	117	91	395	25	
Q8A020A	3/0 AWG CU	220	14-#14	0.458	0.94	1.01	1.25	1127	11	271	82	43	316	23	351	99	86	312	23	
Q8B020A	4/0 AWG CU	220	18-#14	0.515	1.00	1.07	1.31	1340	11	307	66	41	247	22	385	86	81	245	22	
Q8C020A	250 MCM CU	220	21-#14	0.561	1.06	1.14	1.38	1555	12	336	57	40	211	21	410	78	76	210	21	
Q8D020A	350 MCM CU	220	18-#12	0.664	1.16	1.25	1.52	2056	13	400	42	38	154	20	457	66	67	153	20	
Q8E020A	500 MCM CU	220	17-#10	0.794	1.29	1.38	1.75	2890	14	471	32	36	104	18	501	57	55	104	18	
Q8F020A	750 MCM CU	220	20-#9	0.974	1.48	1.56	1.96	4078	16	548	26	34	71	17	559	47	42	71	17	
Q8G020A	1000 MCM CU	220	21-#8	1.124	1.63	1.74	2.17	5308	18	596	23	32	54	16	669	41	35	56	16	

† Ampacities are based on the following:

†† Zero Sequence Impedance considers all return in the neutral only.

Information Subject to Change without Notice.

**PRODUCT NOTES:**

▲ Items are Prysmian authorized stock.  
The above dimensions are approximate and subject to normal manufacturing tolerances.

Single Phase Impedance Values Assume Full Return in the Metallic Shield.

**Single Phase Operation (Full Neutral Design)**

In Duct: One single cable in plastic duct, direct-buried, 90°C conductor temperature, 20°C ambient temperature, earth RHO of 90°C-cm/Watt, 100% load factor, 36 inch depth of burial, and shields short-circuited.

Direct Buried: One single cable, direct-buried, 90°C conductor temperature, 20°C ambient temperature, earth RHO of 90°C-cm/Watt, 100% load factor, 36 inch depth of burial, and shields short-circuited.

**Three Phase Operation (1/3 Neutral Design)**

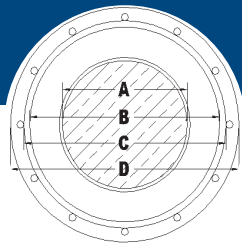
In Duct: Three single cables in plastic duct, direct-buried in a triangular configuration, 90°C conductor temperature, 20°C ambient temperature, earth RHO of 90°C-cm/Watt, 100% load factor, 36 inch depth of burial, and shields short-circuited.

Direct Buried: Three single cables, direct-buried, spaced 7.5 inches horizontally, 90°C conductor temperature, 20°C ambient temperature, earth RHO of 90°C-cm/Watt, 100% load factor, 36 inch depth of burial, and shields short-circuited.



1-800-845-8507 (US)  
1-800-263-4405 (West-CAN)  
1-800-361-1418 (East-CAN)

www.prysmianusa.com  
www.prysmiancanada.com



# TRXLPE DOUBLESEAL™

25kV 100%

Product Number		Conductor	Insulation Thickness (mil)	Concentric Neutral	Conductor Diameter (in.)	Insulation Diameter (in.)	Insulation Shield Diameter (in.)	Jacket Diameter (in.)	Cable Weight (lbs/ft)	Minimum Bending Radius (in.)	90°C In Duct					90°C Direct Buried				
U.S. Mfg	Canada Mfg			(A)	(B)	(C)	(D)			† Ampacity (Amps)	+/- Sequence Impedance Resistance (μΩ/ft)	+/- Sequence Impedance Reactance (μΩ/ft)	Zero Sequence Impedance Resistance (μΩ/ft)	Zero Sequence Impedance Reactance (μΩ/ft)††	† Ampacity (Amps)	+/- Sequence Impedance Resistance (μΩ/ft)	+/- Sequence Impedance Reactance (μΩ/ft)	Zero Sequence Impedance Resistance (μΩ/ft)	Zero Sequence Impedance Reactance (μΩ/ft)††	
<b>25kV 100% Aluminum Single Phase - Full Neutral</b>																				
Q9N030A		1 SOLID AL	260	13-#14	0.289	0.86	0.92	1.16	638	10	145	518	33	518	33	192	518	33	518	33
Q9O030A		1 AWG AL	260	13-#14	0.324	0.89	0.96	1.20	666	10	146	523	31	523	32	194	523	31	523	32
▲ 301323A	201055C	1/0 SOLID AL	260	16-#14	0.325	0.89	0.96	1.19	716	10	165	415	31	415	31	218	415	31	415	31
▲ 301223A	203201C	1/0 AWG AL	260	16-#14	0.364	0.93	1.00	1.23	745	10	166	420	30	420	30	219	420	30	420	30
Q9R030A		2/0 AWG AL	260	13-#12	0.408	0.97	1.04	1.31	882	11	190	328	29	328	29	250	328	29	328	29
Q9S030A		3/0 AWG AL	260	16-#12	0.458	1.02	1.11	1.38	1023	12	217	263	28	263	28	283	263	28	263	28
Q9T030A		4/0 AWG AL	260	13-#10	0.515	1.08	1.17	1.48	1227	12	248	207	26	207	27	322	207	26	207	27
Q9U030A		250 MCM AL	260	16-#10	0.561	1.14	1.22	1.54	1406	13	276	171	25	171	25	356	171	25	171	25
Q9V030A		350 MCM AL	260	16-#9	0.664	1.24	1.33	1.72	1792	14	326	130	23	130	23	416	130	23	130	23
<b>25kV 100% Aluminum Three Phase - One-Third Neutral</b>																				
Q9N020A		1 SOLID AL	260	6-#14	0.289	0.86	0.92	1.16	556	10	146	261	53	801	33	196	269	101	786	33
Q9O020A		1 AWG AL	260	6-#14	0.324	0.89	0.96	1.20	584	10	146	266	52	807	32	196	274	99	792	32
Q9P020A		1/0 SOLID AL	260	6-#14	0.325	0.89	0.96	1.20	597	10	166	207	51	748	31	222	215	98	734	31
Q9Q020A		1/0 AWG AL	260	6-#14	0.364	0.93	1.00	1.24	629	10	166	212	50	754	30	222	220	96	740	30
Q9R020A		2/0 AWG AL	260	7-#14	0.408	0.97	1.04	1.28	694	11	189	168	48	634	29	251	177	93	622	29
Q9S020A		3/0 AWG AL	260	9-#14	0.458	1.02	1.11	1.35	801	11	216	133	46	495	27	283	144	90	487	27
Q9T020A		4/0 AWG AL	260	11-#14	0.515	1.08	1.17	1.41	902	12	245	106	45	403	26	317	119	86	397	26
Q9U020A		250 MCM AL	260	13-#14	0.561	1.14	1.22	1.46	1004	12	269	90	43	341	25	343	104	83	337	25
Q9V020A		350 MCM AL	260	18-#14	0.664	1.24	1.33	1.56	1228	13	322	66	41	246	23	397	82	76	244	23
Q9W020A		500 MCM AL	260	16-#12	0.794	1.37	1.46	1.79	1652	15	389	48	40	173	21	451	67	68	172	21
Q9X020A		750 MCM AL	260	24-#12	0.974	1.56	1.67	2.01	2234	17	473	34	37	116	19	513	55	57	116	19
Q9Y020A		1000 MCM AL	260	20-#10	1.124	1.71	1.82	2.20	2797	18	533	28	35	88	18	555	48	49	88	18

† Ampacities are based on the following:

†† Zero Sequence Impedance considers all return in the neutral only.

Information Subject to Change without Notice.

**PRODUCT NOTES:**

▲ Items are Prysmian authorized stock.  
The above dimensions are approximate and subject to normal manufacturing tolerances.

Single Phase Impedance Values Assume Full Return in the Metallic Shield.

**Single Phase Operation (Full Neutral Design)**

In Duct: One single cable in plastic duct, direct-buried, 90°C conductor temperature, 20°C ambient temperature, earth RHO of 90°C-cm/Watt, 100% load factor, 36 inch depth of burial, and shields short-circuited.

Direct Buried: One single cable, direct-buried, 90°C conductor temperature, 20°C ambient temperature, earth RHO of 90°C-cm/Watt, 100% load factor, 36 inch depth of burial, and shields short-circuited.

**Three Phase Operation (1/3 Neutral Design)**

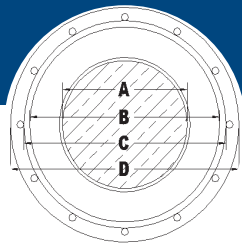
In Duct: Three single cables in plastic duct, direct-buried in a triangular configuration, 90°C conductor temperature, 20°C ambient temperature, earth RHO of 90°C-cm/Watt, 100% load factor, 36 inch depth of burial, and shields short-circuited.

Direct Buried: Three single cables, direct-buried, spaced 7.5 inches horizontally, 90°C conductor temperature, 20°C ambient temperature, earth RHO of 90°C-cm/Watt, 100% load factor, 36 inch depth of burial, and shields short-circuited.



1-800-845-8507 (US)  
1-800-263-4405 (West-CAN)  
1-800-361-1418 (East-CAN)

www.prysmianusa.com  
www.prysmiancanada.com



# TRXLPE DOUBLESEAL™

## 25kV 100%

Product Number	Conductor	Insulation Thickness (mil)	Concentric Neutral	Conductor Diameter (in.)				Insulation Shield Diameter (in.)	Jacket Diameter (in.)	Cable Weight (lbs/ft)	Minimum Bending Radius (in.)	† Ampacity (Amps)	90°C In Duct				90°C Direct Buried			
				(A)	(B)	(C)	(D)						+/- Sequence Impedance Resistance (μΩ/ft)	+/- Sequence Impedance Reactance (μΩ/ft)	Zero Sequence Impedance Resistance (μΩ/ft)††	Zero Sequence Impedance Reactance (μΩ/ft)††	† Ampacity (Amps)	+/- Sequence Impedance Resistance (μΩ/ft)	+/- Sequence Impedance Reactance (μΩ/ft)	Zero Sequence Impedance Resistance (μΩ/ft)††
<b>25kV 100% Copper Single Phase - Full Neutral</b>																				
Q95030A	1 SOLID CU	260	13-#12	0.289	0.86	0.92	1.19	928	10	186	318	33	318	34	245	318	33	318	34	
Q96030A	1 AWG CU	260	13-#12	0.324	0.89	0.96	1.23	958	10	187	322	32	322	32	246	322	32	322	32	
Q97030A	1/0 SOLID CU	260	16-#12	0.325	0.89	0.96	1.23	1073	10	210	256	32	256	32	277	256	32	256	32	
Q98030A	1/0 AWG CU	260	16-#12	0.364	0.93	1.00	1.27	1106	11	212	258	31	258	31	279	258	31	258	31	
Q99030A	2/0 AWG CU	260	13-#10	0.408	0.97	1.04	1.36	1339	11	243	203	29	203	29	317	203	29	203	29	
Q9A030A	3/0 AWG CU	260	16-#10	0.458	1.02	1.11	1.43	1588	12	276	163	28	163	28	359	163	28	163	28	
Q9B030A	4/0 AWG CU	260	16-#9	0.515	1.08	1.17	1.51	1907	13	314	130	27	130	27	406	130	27	130	27	
<b>25kV 100% Copper Three Phase - One-Third Neutral</b>																				
Q95020A	1 SOLID CU	260	7-#14	0.289	0.86	0.92	1.16	743	10	187	158	53	622	33	249	168	100	609	33	
Q96020A	1 AWG CU	260	7-#14	0.324	0.89	0.96	1.20	772	10	187	162	52	626	32	249	172	98	614	32	
Q97020A	1/0 SOLID CU	260	9-#14	0.325	0.89	0.96	1.20	854	10	213	126	51	487	31	280	138	97	478	31	
Q98020A	1/0 AWG CU	260	9-#14	0.364	0.93	1.00	1.24	887	10	213	129	50	490	30	281	140	95	481	30	
Q99020A	2/0 AWG CU	260	11-#14	0.408	0.97	1.04	1.28	1021	11	242	103	48	398	29	314	116	91	392	29	
Q9A020A	3/0 AWG CU	260	14-#14	0.458	1.02	1.11	1.35	1213	11	275	82	46	314	27	349	98	87	310	27	
Q9B020A	4/0 AWG CU	260	18-#14	0.515	1.08	1.17	1.41	1429	12	311	66	45	246	26	384	84	82	243	26	
Q9C020A	250 MCM CU	260	21-#14	0.561	1.14	1.22	1.46	1628	12	341	56	43	210	25	410	76	78	208	25	
Q9D020A	350 MCM CU	260	18-#12	0.664	1.24	1.33	1.60	2136	13	405	42	41	153	23	460	64	69	152	23	
Q9E020A	500 MCM CU	260	17-#10	0.794	1.37	1.46	1.83	2981	15	475	32	39	104	21	504	55	57	104	21	
Q9F020A	750 MCM CU	260	20-#9	0.974	1.56	1.67	2.07	4226	17	556	25	36	71	20	567	45	45	71	20	
Q9G020A	1000 MCM CU	260	21-#8	1.124	1.71	1.82	2.25	5421	19	603	22	34	54	18	620	39	37	53	18	

† Ampacities are based on the following:

†† Zero Sequence Impedance considers all return in the neutral only.

Information Subject to Change without Notice.

**PRODUCT NOTES:**

▲ Items are Prysmian authorized stock.  
 The above dimensions are approximate and subject to normal manufacturing tolerances.  
 Single Phase Impedance Values Assume Full Return in the Metallic Shield.

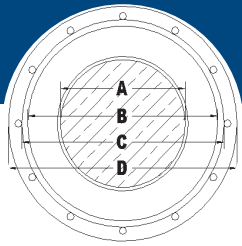
**Single Phase Operation (Full Neutral Design)**

In Duct: One single cable in plastic duct, direct-buried, 90°C conductor temperature, 20°C ambient temperature, earth RHO of 90°C-cm/Watt, 100% load factor, 36 inch depth of burial, and shields short-circuited.  
 Direct Buried: One single cable, direct-buried, 90°C conductor temperature, 20°C ambient temperature, earth RHO of 90°C-cm/Watt, 100% load factor, 36 inch depth of burial, and shields short-circuited.

**Three Phase Operation (1/3 Neutral Design)**

In Duct: Three single cables in plastic duct, direct-buried in a triangular configuration, 90°C conductor temperature, 20°C ambient temperature, earth RHO of 90°C-cm/Watt, 100% load factor, 36 inch depth of burial, and shields short-circuited.  
 Direct Buried: Three single cables, direct-buried, spaced 7.5 inches horizontally, 90°C conductor temperature, 20°C ambient temperature, earth RHO of 90°C-cm/Watt, 100% load factor, 36 inch depth of burial, and shields short-circuited.





# TRXLPE DOUBLESEAL™

25kV 133%

Product Number	Conductor	Insulation Thickness (mil)	Concentric Neutral	Conductor Diameter (in.)				Insulation Shield Diameter (in.)	Jacket Diameter (in.)	Cable Weight (lbs/ft)	Minimum Bending Radius (in.)	† Ampacity (Amps)	90°C In Duct				90°C Direct Buried			
				(A)	(B)	(C)	(D)						+/- Sequence Impedance Resistance (μΩ/ft)	+/- Sequence Impedance Reactance (μΩ/ft)	Zero Sequence Impedance Resistance (μΩ/ft)	Zero Sequence Impedance Reactance (μΩ/ft)††	† Ampacity (Amps)	+/- Sequence Impedance Resistance (μΩ/ft)	+/- Sequence Impedance Reactance (μΩ/ft)	Zero Sequence Impedance Resistance (μΩ/ft)
<b>25kV 133% Aluminum Single Phase - Full Neutral</b>																				
QAN030A	1 SOLID AL	320	13-#14	0.289	0.98	1.05	1.29	735	11	145	518	33	518	33	192	518	33	518	33	
QAO030A	1 AWG AL	320	13-#14	0.324	1.01	1.08	1.32	765	11	146	523	31	523	32	194	523	31	523	32	
QAP030A	1/0 SOLID AL	320	16-#14	0.325	1.02	1.08	1.32	813	11	165	415	31	415	31	218	415	31	415	31	
QAQ030A	1/0 AWG AL	320	16-#14	0.364	1.05	1.14	1.38	869	12	166	420	30	420	30	219	420	30	420	30	
QAR030A	2/0 AWG AL	320	13-#12	0.408	1.10	1.19	1.46	1012	12	190	328	29	328	29	250	328	29	328	29	
QAS030A	3/0 AWG AL	320	16-#12	0.458	1.15	1.24	1.51	1137	13	217	263	28	263	28	283	263	28	263	28	
QAT030A	4/0 AWG AL	320	13-#10	0.515	1.21	1.29	1.61	1349	13	248	207	26	207	27	322	207	26	207	27	
QAU030A	250 MCM AL	320	16-#10	0.561	1.26	1.35	1.72	1597	14	276	171	25	171	25	356	171	25	171	25	
QAV030A	350 MCM AL	320	16-#9	0.664	1.36	1.45	1.85	1934	15	326	130	23	130	23	416	130	23	130	23	
<b>25kV 133% Aluminum Three Phase - One-Third Neutral</b>																				
QAN020A	1 SOLID AL	320	6-#14	0.289	0.98	1.05	1.29	653	11	146	261	53	801	33	196	269	101	786	33	
QAO020A	1 AWG AL	320	6-#14	0.324	1.01	1.08	1.32	683	11	146	266	52	807	32	196	274	99	792	32	
QAP020A	1/0 SOLID AL	320	6-#14	0.325	1.02	1.08	1.32	696	11	166	207	51	748	31	222	215	98	734	31	
QAQ020A	1/0 AWG AL	320	6-#14	0.364	1.05	1.14	1.38	752	12	166	212	50	754	30	222	220	96	740	30	
QAR020A	2/0 AWG AL	320	7-#14	0.408	1.10	1.19	1.42	821	12	189	168	48	634	29	251	177	93	622	29	
QAS020A	3/0 AWG AL	320	9-#14	0.458	1.15	1.24	1.47	912	12	216	133	46	495	27	283	144	90	487	27	
QAT020A	4/0 AWG AL	320	11-#14	0.515	1.21	1.29	1.53	1018	13	245	106	45	403	26	317	119	86	397	26	
QAU020A	250 MCM AL	320	13-#14	0.561	1.26	1.35	1.59	1125	13	269	90	43	341	25	343	104	83	337	25	
QAV020A	350 MCM AL	320	18-#14	0.664	1.36	1.45	1.75	1422	14	322	66	41	246	23	397	82	76	244	23	
QAW020A	500 MCM AL	320	16-#12	0.794	1.49	1.58	1.91	1797	16	389	48	40	173	21	451	67	68	172	21	
QAX020A	750 MCM AL	320	24-#12	0.974	1.68	1.80	2.13	2398	18	473	34	37	116	19	513	55	57	116	19	
QAY020A	1000 MCM AL	320	20-#10	1.124	1.83	1.95	2.32	2975	19	533	28	35	88	18	555	48	49	88	18	

† Ampacities are based on the following:

†† Zero Sequence Impedance considers all return in the neutral only.

Information Subject to Change without Notice.

**PRODUCT NOTES:**

▲ Items are Prysmian authorized stock.  
 The above dimensions are approximate and subject to normal manufacturing tolerances.  
 Single Phase Impedance Values Assume Full Return in the Metallic Shield.

**Single Phase Operation (Full Neutral Design)**

In Duct: One single cable in plastic duct, direct-buried, 90°C conductor temperature, 20°C ambient temperature, earth RHO of 90°C-cm/Watt, 100% load factor, 36 inch depth of burial, and shields short-circuited.  
 Direct Buried: One single cable, direct-buried, 90°C conductor temperature, 20°C ambient temperature, earth RHO of 90°C-cm/Watt, 100% load factor, 36 inch depth of burial, and shields short-circuited.

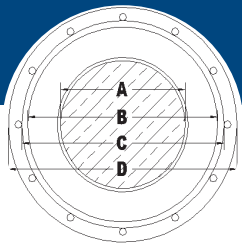
**Three Phase Operation (1/3 Neutral Design)**

In Duct: Three single cables in plastic duct, direct-buried in a triangular configuration, 90°C conductor temperature, 20°C ambient temperature, earth RHO of 90°C-cm/Watt, 100% load factor, 36 inch depth of burial, and shields short-circuited.  
 Direct Buried: Three single cables, direct-buried, spaced 7.5 inches horizontally, 90°C conductor temperature, 20°C ambient temperature, earth RHO of 90°C-cm/Watt, 100% load factor, 36 inch depth of burial, and shields short-circuited.



1-800-845-8507 (US)  
 1-800-263-4405 (West-CAN)  
 1-800-361-1418 (East-CAN)

www.prysmianusa.com  
 www.prysmiancanada.com



# TRXLPE DOUBLESEAL™

25kV 133%

Product Number	Conductor	Insulation Thickness (mil/s)	Concentric Neutral	Conductor Diameter (in.)				Insulation Shield Diameter (in.)	Jacket Diameter (in.)	Cable Weight (lbs/ft)	Minimum Bending Radius (in.)	† Ampacity (Amps)	90°C In Duct				90°C Direct Buried			
				(A)	(B)	(C)	(D)						+/- Sequence Impedance Resistance (μΩ/ft)	+/- Sequence Impedance Reactance (μΩ/ft)	Zero Sequence Impedance Resistance (μΩ/ft)††	Zero Sequence Impedance Reactance (μΩ/ft)††	† Ampacity (Amps)	+/- Sequence Impedance Resistance (μΩ/ft)	+/- Sequence Impedance Reactance (μΩ/ft)	Zero Sequence Impedance Resistance (μΩ/ft)††
<b>25kV 133% Copper Single Phase - Full Neutral</b>																				
QA5030A	1 SOLID CU	320	13-#12	0.289	0.98	1.05	1.32	1027	11	186	318	33	318	34	245	318	33	318	34	
QA6030A	1 AWG CU	320	13-#12	0.324	1.01	1.08	1.35	1060	11	187	322	32	322	32	246	322	32	322	32	
QA7030A	1/0 SOLID CU	320	16-#12	0.325	1.02	1.08	1.35	1175	11	210	256	32	256	32	277	256	32	256	32	
QA8030A	1/0 AWG CU	320	16-#12	0.364	1.05	1.14	1.41	1233	12	212	258	31	258	31	279	258	31	258	31	
QA9030A	2/0 AWG CU	320	13-#10	0.408	1.10	1.19	1.50	1473	12	243	203	29	203	29	317	203	29	203	29	
QAA030A	3/0 AWG CU	320	16-#10	0.458	1.15	1.24	1.55	1706	13	276	163	28	163	28	359	163	28	163	28	
QAB030A	4/0 AWG CU	320	16-#9	0.515	1.21	1.29	1.63	2032	14	314	130	27	130	27	406	130	27	130	27	
<b>25kV 133% Copper Three Phase - One-Third Neutral</b>																				
QA5020A	1 SOLID CU	320	7-#14	0.289	0.98	1.05	1.29	839	11	187	158	53	622	33	249	168	100	609	33	
QA6020A	1 AWG CU	320	7-#14	0.324	1.01	1.08	1.32	871	11	187	162	52	626	32	249	172	98	614	32	
QA7020A	1/0 SOLID CU	320	9-#14	0.325	1.02	1.08	1.32	954	11	213	126	51	487	31	280	138	97	478	31	
QA8020A	1/0 AWG CU	320	9-#14	0.364	1.05	1.14	1.38	1010	12	213	129	50	490	30	281	140	95	481	30	
QA9020A	2/0 AWG CU	320	11-#14	0.408	1.10	1.19	1.42	1148	12	242	103	48	398	29	314	116	91	392	29	
QAA020A	3/0 AWG CU	320	14-#14	0.458	1.15	1.24	1.47	1324	12	275	82	46	314	27	349	98	87	310	27	
QAB020A	4/0 AWG CU	320	18-#14	0.515	1.21	1.29	1.53	1545	13	311	66	45	246	26	384	84	82	243	26	
QAC020A	250 MCM CU	320	21-#14	0.561	1.26	1.35	1.59	1748	13	341	56	43	210	25	410	76	78	208	25	
QAD020A	350 MCM CU	320	18-#12	0.664	1.36	1.45	1.78	2333	15	405	42	41	153	23	460	64	69	152	23	
QAE020A	500 MCM CU	320	17-#10	0.794	1.49	1.58	1.95	3130	16	475	32	39	104	21	504	55	57	104	21	
QAF020A	750 MCM CU	320	20-#9	0.974	1.68	1.80	2.20	4395	18	556	25	36	71	20	567	45	45	71	20	
QAG020A	1000 MCM CU	320	21-#8	1.124	1.83	1.95	2.38	5604	19	603	22	34	54	18	620	39	37	53	18	

† Ampacities are based on the following:

†† Zero Sequence Impedance considers all return in the neutral only.

Information Subject to Change without Notice.

**PRODUCT NOTES:**

▲ Items are Prysmian authorized stock.  
 The above dimensions are approximate and subject to normal manufacturing tolerances.  
 Single Phase Impedance Values Assume Full Return in the Metallic Shield.

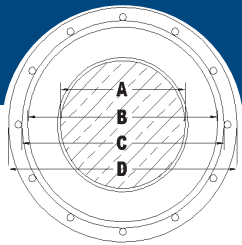
**Single Phase Operation (Full Neutral Design)**

In Duct: One single cable in plastic duct, direct-buried, 90°C conductor temperature, 20°C ambient temperature, earth RHO of 90°C-cm/Watt, 100% load factor, 36 inch depth of burial, and shields short-circuited.  
 Direct Buried: One single cable, direct-buried, 90°C conductor temperature, 20°C ambient temperature, earth RHO of 90°C-cm/Watt, 100% load factor, 36 inch depth of burial, and shields short-circuited.

**Three Phase Operation (1/3 Neutral Design)**

In Duct: Three single cables in plastic duct, direct-buried in a triangular configuration, 90°C conductor temperature, 20°C ambient temperature, earth RHO of 90°C-cm/Watt, 100% load factor, 36 inch depth of burial, and shields short-circuited.  
 Direct Buried: Three single cables, direct-buried, spaced 7.5 inches horizontally, 90°C conductor temperature, 20°C ambient temperature, earth RHO of 90°C-cm/Watt, 100% load factor, 36 inch depth of burial, and shields short-circuited.





# TRXLPE DOUBLESEAL™

## 35kV 100%

Product Number	Conductor	Insulation Thickness (mil/s)	Concentric Neutral				Insulation Diameter (in.)	Insulation Shield Diameter (in.)	Jacket Diameter (in.)	Cable Weight (lbs/ft)	Minimum Bending Radius (in.)	† Ampacity (Amps)	90°C In Duct				90°C Direct Buried			
			(A)	(B)	(C)	(D)							+/- Sequence Impedance Resistance (μΩ/ft)	+/- Sequence Impedance Reactance (μΩ/ft)	Zero Sequence Impedance Resistance (μΩ/ft)††	Zero Sequence Impedance Reactance (μΩ/ft)††	† Ampacity (Amps)	+/- Sequence Impedance Resistance (μΩ/ft)	+/- Sequence Impedance Reactance (μΩ/ft)	Zero Sequence Impedance Resistance (μΩ/ft)††
<b>35kV 100% Aluminum Single Phase - Full Neutral</b>																				
QBP030A	1/0 SOLID AL	345	16-#14	0.325	1.07	1.15	1.39	877	12	168	415	35	415	35	217	415	35	415	35	
QBQ030A	1/0 AWG AL	345	16-#14	0.364	1.10	1.19	1.43	914	12	169	420	34	420	34	218	420	34	420	34	
QBR030A	2/0 AWG AL	345	13-#12	0.408	1.15	1.24	1.51	1059	13	194	328	32	328	33	249	328	32	328	33	
QBS030A	3/0 AWG AL	345	16-#12	0.458	1.20	1.29	1.56	1186	13	220	263	31	263	31	283	263	31	263	31	
QBT030A	4/0 AWG AL	345	13-#10	0.515	1.26	1.34	1.72	1465	14	252	207	30	207	30	321	207	30	207	30	
QBU030A	250 MCM AL	345	16-#10	0.561	1.31	1.40	1.77	1653	15	280	171	28	171	28	353	171	28	171	28	
QBV030A	350 MCM AL	345	16-#9	0.664	1.41	1.50	1.90	1993	16	331	130	26	130	26	416	130	26	130	26	
<b>35kV 100% Aluminum Three Phase - One-Third Neutral</b>																				
QBP020A	1/0 SOLID AL	345	6-#14	0.325	1.07	1.15	1.39	760	12	168	207	54	745	35	219	214	98	729	35	
QBQ020A	1/0 AWG AL	345	6-#14	0.364	1.10	1.19	1.43	797	12	168	212	53	751	34	219	219	96	736	34	
QBR020A	2/0 AWG AL	345	7-#14	0.408	1.15	1.24	1.47	867	12	191	168	51	631	32	248	176	93	618	32	
QBS020A	3/0 AWG AL	345	9-#14	0.458	1.20	1.29	1.52	960	13	218	133	49	493	31	280	143	90	485	31	
QBT020A	4/0 AWG AL	345	11-#14	0.515	1.26	1.34	1.58	1068	13	247	106	47	401	29	314	117	86	395	29	
QBU020A	250 MCM AL	345	13-#14	0.561	1.31	1.40	1.70	1239	14	271	90	47	340	28	339	103	83	335	28	
QBV020A	350 MCM AL	345	18-#14	0.664	1.41	1.50	1.80	1478	15	325	66	44	245	25	394	81	77	243	25	
QBW020A	500 MCM AL	345	16-#12	0.794	1.54	1.66	1.99	1904	16	392	48	42	173	24	452	65	69	171	24	
QBX020A	750 MCM AL	345	24-#12	0.974	1.73	1.85	2.18	2466	18	476	34	39	116	21	517	54	59	115	21	
QBY020A	1000 MCM AL	345	20-#10	1.124	1.88	2.00	2.37	3050	19	536	28	37	88	20	560	47	51	88	20	

† Ampacities are based on the following:

†† Zero Sequence Impedance considers all return in the neutral only.

Information Subject to Change without Notice.

**PRODUCT NOTES:**

▲ Items are Prysmian authorized stock.  
The above dimensions are approximate and subject to normal manufacturing tolerances.  
Single Phase Impedance Values Assume Full Return in the Metallic Shield.

**Single Phase Operation (Full Neutral Design)**

In Duct: One single cable in plastic duct, direct-buried, 90°C conductor temperature, 20°C ambient temperature, earth RHO of 90°C-cm/Watt, 100% load factor, 36 inch depth of burial, and shields short-circuited.  
Direct Buried: One single cable, direct-buried, 90°C conductor temperature, 20°C ambient temperature, earth RHO of 90°C-cm/Watt, 100% load factor, 36 inch depth of burial, and shields short-circuited.

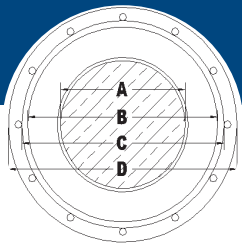
**Three Phase Operation (1/3 Neutral Design)**

In Duct: Three single cables in plastic duct, direct-buried in a triangular configuration, 90°C conductor temperature, 20°C ambient temperature, earth RHO of 90°C-cm/Watt, 100% load factor, 36 inch depth of burial, and shields short-circuited.  
Direct Buried: Three single cables, direct-buried, spaced 7.5 inches horizontally, 90°C conductor temperature, 20°C ambient temperature, earth RHO of 90°C-cm/Watt, 100% load factor, 36 inch depth of burial, and shields short-circuited.



1-800-845-8507 (US)  
1-800-263-4405 (West-CAN)  
1-800-361-1418 (East-CAN)

www.prysmianusa.com  
www.prysmiancanada.com



# TRXLPE DOUBLESEAL™

35kV 100%

Product Number	Conductor	Insulation Thickness (mil)	Concentric Neutral	Conductor Diameter (in.)				Insulation Shield Diameter (in.)	Jacket Diameter (in.)	Cable Weight (lbs/ft)	Minimum Bending Radius (in.)	† Ampacity (Amps)	90°C In Duct				90°C Direct Buried			
				(A)	(B)	(C)	(D)						+/- Sequence Impedance Resistance (μΩ/ft)	+/- Sequence Impedance Reactance (μΩ/ft)	Zero Sequence Impedance Resistance (μΩ/ft)††	Zero Sequence Impedance Reactance (μΩ/ft)††	† Ampacity (Amps)	+/- Sequence Impedance Resistance (μΩ/ft)	+/- Sequence Impedance Reactance (μΩ/ft)	Zero Sequence Impedance Resistance (μΩ/ft)††
<b>35kV 100% Copper Single Phase - Full Neutral</b>																				
QB7030A	1/0 SOLID CU	345	16-#12	0.325	1.07	1.15	1.42	1240	12	215	256	36	256	36	276	256	36	256	36	
QB8030A	1/0 AWG CU	345	16-#12	0.364	1.10	1.19	1.46	1279	12	217	258	34	258	35	278	258	34	258	35	
QB9030A	2/0 AWG CU	345	13-#10	0.408	1.15	1.24	1.55	1522	13	248	203	33	203	33	316	203	33	203	33	
QBA030A	3/0 AWG CU	345	16-#10	0.458	1.20	1.29	1.60	1756	13	281	163	31	163	31	358	163	31	163	31	
QBB030A	4/0 AWG CU	345	16-#9	0.515	1.26	1.34	1.74	2149	14	319	130	30	130	30	402	130	30	130	30	
<b>35kV 100% Copper Three Phase - One-Third Neutral</b>																				
QB7020A	1/0 SOLID CU	345	9-#14	0.325	1.07	1.15	1.39	1017	12	216	126	54	484	35	277	137	97	474	35	
QB8020A	1/0 AWG CU	345	9-#14	0.364	1.10	1.19	1.43	1055	12	216	129	53	487	34	278	139	95	478	34	
QB9020A	2/0 AWG CU	345	11-#14	0.408	1.15	1.24	1.47	1194	12	245	103	51	396	32	311	115	92	389	32	
QBA020A	3/0 AWG CU	345	14-#14	0.458	1.20	1.29	1.52	1372	13	278	82	49	313	31	347	96	87	308	31	
QBB020A	4/0 AWG CU	345	18-#14	0.515	1.26	1.34	1.58	1595	13	314	66	47	245	29	383	83	83	242	29	
QBC020A	250 MCM CU	345	21-#14	0.561	1.31	1.40	1.70	1863	14	344	57	47	210	28	409	74	79	207	28	
QBD020A	350 MCM CU	345	18-#12	0.664	1.41	1.50	1.83	2391	15	408	42	44	152	26	461	62	70	151	26	
QBE020A	500 MCM CU	345	17-#10	0.794	1.54	1.66	2.03	3239	17	480	32	42	104	24	510	53	59	103	24	
QBF020A	750 MCM CU	345	20-#9	0.974	1.73	1.85	2.25	4466	18	561	25	38	71	22	573	44	47	71	22	
QBG020A	1000 MCM CU	345	21-#8	1.124	1.88	2.00	2.43	5680	20	609	22	36	54	20	626	38	39	53	20	

† Ampacities are based on the following:

†† Zero Sequence Impedance considers all return in the neutral only.

Information Subject to Change without Notice.

**PRODUCT NOTES:**

▲ Items are Prysmian authorized stock.  
The above dimensions are approximate and subject to normal manufacturing tolerances.  
Single Phase Impedance Values Assume Full Return in the Metallic Shield.

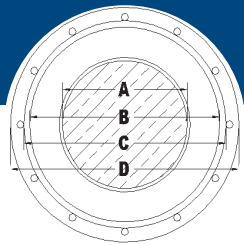
**Single Phase Operation (Full Neutral Design)**

In Duct: One single cable in plastic duct, direct-buried, 90°C conductor temperature, 20°C ambient temperature, earth RHO of 90°C-cm/Watt, 100% load factor, 36 inch depth of burial, and shields short-circuited.  
Direct Buried: One single cable, direct-buried, 90°C conductor temperature, 20°C ambient temperature, earth RHO of 90°C-cm/Watt, 100% load factor, 36 inch depth of burial, and shields short-circuited.

**Three Phase Operation (1/3 Neutral Design)**

In Duct: Three single cables in plastic duct, direct-buried in a triangular configuration, 90°C conductor temperature, 20°C ambient temperature, earth RHO of 90°C-cm/Watt, 100% load factor, 36 inch depth of burial, and shields short-circuited.  
Direct Buried: Three single cables, direct-buried, spaced 7.5 inches horizontally, 90°C conductor temperature, 20°C ambient temperature, earth RHO of 90°C-cm/Watt, 100% load factor, 36 inch depth of burial, and shields short-circuited.





# TRXLPE DOUBLESEAL™

35kV 133%

Product Number	Conductor	Insulation Thickness (mil/s)	Concentric Neutral				Jacket Diameter (in.)				Cable Weight (lbs/ft)	Minimum Bending Radius (in.)	90°C In Duct				90°C Direct Buried			
			(A)	(B)	(C)	(D)	† Ampacity (Amps)	+/- Sequence Impedance Resistance (μΩ/ft)	+/- Sequence Impedance Reactance (μΩ/ft)	Zero Sequence Impedance Resistance (μΩ/ft)††			Zero Sequence Impedance Reactance (μΩ/ft)††	† Ampacity (Amps)	+/- Sequence Impedance Resistance (μΩ/ft)	+/- Sequence Impedance Reactance (μΩ/ft)	Zero Sequence Impedance Resistance (μΩ/ft)††	Zero Sequence Impedance Reactance (μΩ/ft)††		
<b>35kV 133% Aluminum Single Phase - Full Neutral</b>																				
QCP030A	1/0 SOLID AL	420	16-#14	0.325	1.22	1.31	1.55	1021	13	168	415	35	415	35	217	415	35	415	35	
QCQ030A	1/0 AWG AL	420	16-#14	0.364	1.26	1.35	1.58	1062	13	169	420	34	420	34	218	420	34	420	34	
QCR030A	2/0 AWG AL	420	13-#12	0.408	1.30	1.39	1.72	1279	14	194	328	32	328	33	249	328	32	328	33	
QCS030A	3/0 AWG AL	420	16-#12	0.458	1.35	1.44	1.77	1412	15	220	263	31	263	31	283	263	31	263	31	
QCT030A	4/0 AWG AL	420	13-#10	0.515	1.41	1.50	1.87	1641	15	252	207	30	207	30	321	207	30	207	30	
QCU030A	250 MCM AL	420	16-#10	0.561	1.46	1.55	1.93	1834	16	280	171	28	171	28	353	171	28	171	28	
QCV030A	350 MCM AL	420	16-#9	0.664	1.57	1.68	2.08	2234	17	331	130	26	130	26	416	130	26	130	26	
<b>35kV 133% Aluminum Three Phase - One-Third Neutral</b>																				
QCP020A	1/0 SOLID AL	420	6-#14	0.325	1.22	1.31	1.55	904	13	168	207	54	745	35	219	214	98	729	35	
QCQ020A	1/0 AWG AL	420	6-#14	0.364	1.26	1.35	1.58	945	13	168	212	53	751	34	219	219	96	736	34	
QCR020A	2/0 AWG AL	420	7-#14	0.408	1.30	1.39	1.63	1019	14	191	168	51	631	32	248	176	93	618	32	
QCS020A	3/0 AWG AL	420	9-#14	0.458	1.35	1.44	1.74	1182	14	218	133	49	493	31	280	143	90	485	31	
QCT020A	4/0 AWG AL	420	11-#14	0.515	1.41	1.50	1.80	1297	15	247	106	47	401	29	314	117	86	395	29	
QCU020A	250 MCM AL	420	13-#14	0.561	1.46	1.55	1.85	1412	15	271	90	47	340	28	339	103	83	335	28	
QCV020A	350 MCM AL	420	18-#14	0.664	1.57	1.68	1.98	1706	16	325	66	44	245	25	394	81	77	243	25	
QCW020A	500 MCM AL	420	16-#12	0.794	1.70	1.81	2.15	2107	18	392	48	42	173	24	452	65	69	171	24	
QCX020A	750 MCM AL	420	24-#12	0.974	1.88	2.00	2.33	2687	19	476	34	39	116	21	517	54	59	115	21	
QCY020A	1000 MCM AL	420	20-#10	1.124	2.03	2.15	2.53	3290	21	536	28	37	88	20	560	47	51	88	20	

† Ampacities are based on the following:

†† Zero Sequence Impedance considers all return in the neutral only.

Information Subject to Change without Notice.

**PRODUCT NOTES:**

▲ Items are Prysmian authorized stock.  
The above dimensions are approximate and subject to normal manufacturing tolerances.  
Single Phase Impedance Values Assume Full Return in the Metallic Shield.

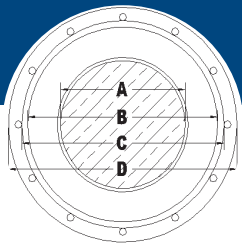
**Single Phase Operation (Full Neutral Design)**

In Duct: One single cable in plastic duct, direct-buried, 90°C conductor temperature, 20°C ambient temperature, earth RHO of 90°C-cm/Watt, 100% load factor, 36 inch depth of burial, and shields short-circuited.  
Direct Buried: One single cable, direct-buried, 90°C conductor temperature, 20°C ambient temperature, earth RHO of 90°C-cm/Watt, 100% load factor, 36 inch depth of burial, and shields short-circuited.

**Three Phase Operation (1/3 Neutral Design)**

In Duct: Three single cables in plastic duct, direct-buried in a triangular configuration, 90°C conductor temperature, 20°C ambient temperature, earth RHO of 90°C-cm/Watt, 100% load factor, 36 inch depth of burial, and shields short-circuited.  
Direct Buried: Three single cables, direct-buried, spaced 7.5 inches horizontally, 90°C conductor temperature, 20°C ambient temperature, earth RHO of 90°C-cm/Watt, 100% load factor, 36 inch depth of burial, and shields short-circuited.





# TRXLPE DOUBLESEAL™

35kV 133%

Product Number	Conductor	Insulation Thickness (mil/s)	Concentric Neutral				Insulation Diameter (in.)	Insulation Shield Diameter (in.)	Jacket Diameter (in.)	Cable Weight (lbs/ft)	Minimum Bending Radius (in.)	† Ampacity (Amps)	90°C In Duct					90°C Direct Buried				
			(A)	(B)	(C)	(D)							+/- Sequence Impedance Resistance (μΩ/ft)	+/- Sequence Impedance Reactance (μΩ/ft)	Zero Sequence Impedance Resistance (μΩ/ft)	Zero Sequence Impedance Reactance (μΩ/ft) ††	† Ampacity (Amps)	+/- Sequence Impedance Resistance (μΩ/ft)	+/- Sequence Impedance Reactance (μΩ/ft)	Zero Sequence Impedance Resistance (μΩ/ft)	Zero Sequence Impedance Reactance (μΩ/ft) ††	
<b>35kV 133% Copper Single Phase - Full Neutral</b>																						
QC7030A	1/0 SOLID CU	420	16-#12	0.325	1.22	1.31	1.58	1388	13	215	256	36	256	36	276	256	36	256	36			
QC8030A	1/0 AWG CU	420	16-#12	0.364	1.26	1.35	1.62	1430	13	217	258	34	258	35	278	258	34	258	35			
QC9030A	2/0 AWG CU	420	13-#10	0.408	1.30	1.39	1.76	1748	15	248	203	33	203	33	316	203	33	203	33			
QCA030A	3/0 AWG CU	420	16-#10	0.458	1.35	1.44	1.81	1988	15	281	163	31	163	31	358	163	31	163	31			
QCB030A	4/0 AWG CU	420	16-#9	0.515	1.41	1.50	1.90	2328	16	319	130	30	130	30	402	130	30	130	30			
<b>35kV 133% Copper Three Phase - One-Third Neutral</b>																						
QC7020A	1/0 SOLID CU	420	9-#14	0.325	1.22	1.31	1.55	1161	13	216	126	54	484	35	277	137	97	474	35			
QC8020A	1/0 AWG CU	420	9-#14	0.364	1.26	1.35	1.58	1202	13	216	129	53	487	34	278	139	95	478	34			
QC9020A	2/0 AWG CU	420	11-#14	0.408	1.30	1.39	1.63	1346	14	245	103	51	396	32	311	115	92	389	32			
QCA020A	3/0 AWG CU	420	14-#14	0.458	1.35	1.44	1.74	1594	14	278	82	49	313	31	347	96	87	308	31			
QCB020A	4/0 AWG CU	420	18-#14	0.515	1.41	1.50	1.80	1824	15	314	66	47	245	29	383	83	83	242	29			
QCC020A	250 MCM CU	420	21-#14	0.561	1.46	1.55	1.85	2036	15	344	57	47	210	28	409	74	79	207	28			
QCD020A	350 MCM CU	420	18-#12	0.664	1.57	1.68	2.02	2623	17	408	42	44	152	26	461	62	70	151	26			
QCE020A	500 MCM CU	420	17-#10	0.794	1.70	1.81	2.19	3446	18	480	32	42	104	24	510	53	59	103	24			
QCF020A	750 MCM CU	420	20-#9	0.974	1.88	2.00	2.40	4694	20	561	25	38	71	22	573	44	47	71	22			
QCG020A	1000 MCM CU	420	21-#8	1.124	2.03	2.15	2.58	5925	21	609	22	36	54	20	626	38	39	53	20			

† Ampacities are based on the following:

†† Zero Sequence Impedance considers all return in the neutral only.

Information Subject to Change without Notice.

**PRODUCT NOTES:**

▲ Items are Prysmian authorized stock.  
The above dimensions are approximate and subject to normal manufacturing tolerances.  
Single Phase Impedance Values Assume Full Return in the Metallic Shield.

**Single Phase Operation (Full Neutral Design)**

In Duct: One single cable in plastic duct, direct-buried, 90°C conductor temperature, 20°C ambient temperature, earth RHO of 90°C-cm/Watt, 100% load factor, 36 inch depth of burial, and shields short-circuited.  
Direct Buried: One single cable, direct-buried, 90°C conductor temperature, 20°C ambient temperature, earth RHO of 90°C-cm/Watt, 100% load factor, 36 inch depth of burial, and shields short-circuited.

**Three Phase Operation (1/3 Neutral Design)**

In Duct: Three single cables in plastic duct, direct-buried in a triangular configuration, 90°C conductor temperature, 20°C ambient temperature, earth RHO of 90°C-cm/Watt, 100% load factor, 36 inch depth of burial, and shields short-circuited.  
Direct Buried: Three single cables, direct-buried, spaced 7.5 inches horizontally, 90°C conductor temperature, 20°C ambient temperature, earth RHO of 90°C-cm/Watt, 100% load factor, 36 inch depth of burial, and shields short-circuited.

