

Description

Single conductor cable with aluminum or copper conductors, triple extruded insulation system consisting of a thermosetting semiconducting conductor shield, high dielectric strength EPROTENAX™ EPR insulation, thermosetting semiconducting insulation shield, copper concentric neutral wires, black encapsulating linear low-density polyethylene (LLDPE) jacket.

Specifications

ICEA ICEA S-94-649

AEIC AEIC CS8

For 105°C continuous, 140°C emergency, 250°C short-circuit operation.



Ratings

Design Parameters

Conductor

- Solid or Class B Compressed concentric strand Aluminum alloy 1350 or soft drawn annealed copper per ASTM.

Conductor Shield

- Extruded thermosetting semiconducting shield which is free stripping from the conductor and bonded to the insulation.

Insulation

- Natural high dielectric strength EPROTENAX™ EPR-based insulation, combined with other materials and agents that enhance the electrical and mechanical characteristics assuring extended cable life.

Insulation Shield

- Extruded thermosetting semiconducting shield with controlled adhesion to the insulation providing the required balance between electrical integrity and ease of stripping.

Metallic Shield

- Solid bare copper wires, helically applied and uniformly spaced.









Jacket

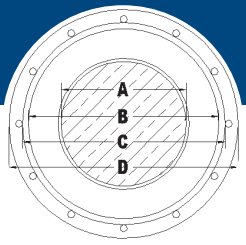
- Black insulating sunlight resistant linear low density polyethylene encapsulating the neutral wires with three extruded red stripes and NESC lightning bolt symbol.

Options

- Black LLDPE jacket with no stripes
- Black PVC jacket sleeved over separator tape
- Multiplex cables
- No jacket
- Tinned round or flat strap neutrals
- Strandseal®
- Compact stranded conductors
- UL MV-90 Rating if required
- 46kV
- REA/RUS U-1 where applicable

Installations

- | | |
|--|---|
|  Conduit in Air |  Direct Buried |
|  Underground Duct |  Isolated in Air |
|  Wet Locations |  Dry Locations |
|  With Messenger |  Utility Primary |



EPR URD

5kV 100%

Product Number	Conductor	Insulation Thickness (mil/s)		Concentric Neutral				Cable Weight (lbs/ft)	Minimum Bending Radius (in.)	±105°C In Duct					±105°C Direct Buried					
		(A)	(B)	(C)	(D)	± Sequence Impedance Resistance (μΩ/ft)	+/- Sequence Impedance Reactance (μΩ/ft)			Zero Sequence Impedance Resistance (μΩ/ft)††	Zero Sequence Impedance Reactance (μΩ/ft)††	± Sequence Impedance Resistance (μΩ/ft)	+/- Sequence Impedance Reactance (μΩ/ft)	Zero Sequence Impedance Resistance (μΩ/ft)††	Zero Sequence Impedance Reactance (μΩ/ft)††					
5kV 100% Aluminum Single Phase - Full Neutral																				
QJL010A	2 SOLID AL	90	10-#14	0.258	0.49	0.56	0.80	376	7	130	694	24	694	25	182	694	24	694	25	
QJM010A	2 AWG AL	90	10-#14	0.284	0.51	0.58	0.82	392	7	131	701	25	701	25	183	701	25	701	25	
QJN010A	1 SOLID AL	90	13-#14	0.289	0.52	0.59	0.83	439	7	149	542	23	542	23	208	542	23	542	23	
QJO010A	1 AWG AL	90	13-#14	0.324	0.55	0.62	0.86	457	7	150	547	22	547	22	210	547	22	547	22	
QJP010A	1/0 SOLID AL	90	16-#14	0.325	0.56	0.63	0.86	508	7	169	435	22	435	22	236	435	22	435	22	
QJQ010A	1/0 AWG AL	90	16-#14	0.364	0.59	0.66	0.90	530	8	171	440	21	440	21	238	440	21	440	21	
QJR010A	2/0 AWG AL	90	13-#12	0.408	0.64	0.71	0.98	649	8	197	343	21	343	20	271	343	21	343	20	
QJS010A	3/0 AWG AL	90	16-#12	0.458	0.69	0.76	1.03	759	9	224	275	20	275	19	307	275	20	275	19	
QJT010A	4/0 AWG AL	90	13-#10	0.515	0.75	0.82	1.13	941	10	258	216	19	220	19	348	220	19	220	19	
QJU010A	250 MCM AL	90	16-#10	0.561	0.80	0.87	1.18	1104	10	288	179	18	179	18	386	179	18	179	18	
QJV010A	350 MCM AL	90	16-#9	0.664	0.90	0.97	1.31	1394	11	342	136	17	136	17	454	136	17	136	17	
5kV 100% Aluminum Three Phase - One-Third Neutral																				
QJL000A	2 SOLID AL	90	6-#14	0.258	0.49	0.56	0.80	330	7	134	344	46	915	25	192	355	103	900	25	
QJM000A	2 AWG AL	90	6-#14	0.284	0.51	0.58	0.82	346	7	134	351	46	922	25	192	361	102	909	25	
QJN000A	1 SOLID AL	90	6-#14	0.289	0.52	0.59	0.83	358	7	152	273	45	845	23	218	284	100	831	23	
QJO000A	1 AWG AL	90	6-#14	0.324	0.55	0.62	0.86	376	7	153	279	44	851	22	218	288	98	838	22	
QJP000A	1/0 SOLID AL	90	6-#14	0.325	0.56	0.63	0.86	392	7	174	217	43	789	22	247	227	98	777	22	
QJQ000A	1/0 AWG AL	90	6-#14	0.364	0.59	0.66	0.90	413	8	174	222	42	795	21	247	231	103	784	21	
QJR000A	2/0 AWG AL	90	7-#14	0.408	0.64	0.71	0.95	469	8	199	176	40	668	20	279	187	93	659	20	
QJS000A	3/0 AWG AL	90	9-#14	0.458	0.69	0.76	1.00	545	8	227	139	39	522	19	313	152	89	516	19	
QJT000A	4/0 AWG AL	90	11-#14	0.515	0.75	0.82	1.05	634	9	258	111	38	425	18	350	126	85	420	18	
QJU000A	250 MCM AL	90	13-#14	0.561	0.80	0.87	1.11	721	9	284	95	37	360	17	377	111	82	356	17	
QJV000A	350 MCM AL	90	18-#14	0.664	0.90	0.97	1.21	919	10	343	69	35	260	15	433	88	75	258	15	
QJW000A	500 MCM AL	90	16-#12	0.794	1.03	1.12	1.39	1256	12	416	50	34	183	15	489	72	67	182	15	
QJX000A	750 MCM AL	90	24-#12	0.974	1.22	1.31	1.58	1735	13	508	36	32	122	14	552	59	55	122	14	
QJY000A	1000 MCM AL	90	20-#10	1.124	1.37	1.46	1.83	2305	15	574	29	31	93	13	591	52	46	92	13	

†Ampacities are based on the following:

†† Zero Sequence Impedance considers all return in the neutral only.

Information Subject to Change without Notice.

PRODUCT NOTES:

▲ Items are Prysmian authorized stock. The above dimensions are approximate and subject to normal manufacturing tolerances. Single Phase Impedance Values Assume Full Return in the Metallic Shield.

Single Phase Operation (Full Neutral Design)

In Duct: One single cable in plastic duct, direct-buried, 105°C conductor temperature, 20°C ambient temperature, earth RHO of 90°C-cm/Watt, 100% load factor, 36 inch depth of burial, and shields short-circuited.
Direct Buried: One single cable, direct-buried, 105°C conductor temperature, 20°C ambient temperature, earth RHO of 90°C-cm/Watt, 100% load factor, 36 inch depth of burial, and shields short-circuited.

Three Phase Operation (1/3 Neutral Design)

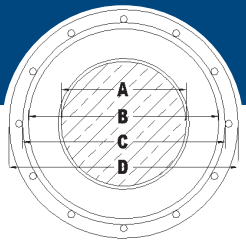
In Duct: Three single cables in plastic duct, direct-buried in a triangular configuration, 105°C conductor temperature, 20°C ambient temperature, earth RHO of 90°C-cm/Watt, 100% load factor, 36 inch depth of burial, and shields short-circuited.
Direct Buried: Three single cables, direct-buried, spaced 7.5 inches horizontally, 105°C conductor temperature, 20°C ambient temperature, earth RHO of 90°C-cm/Watt, 100% load factor, 36 inch depth of burial, and shields short-circuited.

‡EPRONAX® EPR-insulated cables are capable of operating at 105°C. However, the maximum operating temperature of the cable should be based on the maximum operating temperature of the cable accessories to be used.



1-800-845-8507 (US)
1-800-263-4405 (West-CAN)
1-800-361-1418 (East-CAN)

www.prysmianusa.com
www.prysmiancanada.com



EPR URD

5kV 100%

Product Number	Conductor	Insulation Thickness (mil/s)	Concentric Neutral	Conductor Diameter (in.)				Jacket Diameter (in.)	Cable Weight (lbs/ft)	Minimum Bending Radius (in.)	±105°C In Duct					±105°C Direct Buried				
				(A)	(B)	(C)	(D)				+/- Sequence Impedance Resistance (μΩ/ft)	+/- Sequence Impedance Reactance (μΩ/ft)	Zero Sequence Impedance Resistance (μΩ/ft)††	Zero Sequence Impedance Reactance (μΩ/ft)††	† Ampacity (Amps)	+/- Sequence Impedance Resistance (μΩ/ft)	+/- Sequence Impedance Reactance (μΩ/ft)	Zero Sequence Impedance Resistance (μΩ/ft)††	Zero Sequence Impedance Reactance (μΩ/ft)††	
5kV 100% Copper Single Phase - Full Neutral																				
QJ3010A	2 SOLID CU	90	16-#14	0.258	0.49	0.56	0.80	586	7	165	427	25	427	25	232	427	25	427	25	
QJ4010A	2 AWG CU	90	16-#14	0.284	0.51	0.58	0.82	601	7	167	431	25	431	25	234	431	25	431	25	
QJ5010A	1 SOLID CU	90	13-#12	0.289	0.52	0.59	0.86	722	7	191	333	24	333	24	264	333	24	333	24	
QJ6010A	1 AWG CU	90	13-#12	0.324	0.55	0.62	0.90	742	8	192	337	23	337	23	266	337	23	337	23	
QJ7010A	1/0 SOLID CU	90	16-#12	0.325	0.56	0.63	0.90	860	8	216	268	23	268	22	299	268	23	268	22	
QJ8010A	1/0 AWG CU	90	16-#12	0.364	0.59	0.66	0.94	883	8	219	270	22	270	22	301	270	22	270	22	
QJ9010A	2/0 AWG CU	90	13-#10	0.408	0.64	0.71	1.02	1098	9	252	212	22	212	21	342	212	22	212	21	
QJA010A	3/0 AWG CU	90	16-#10	0.458	0.69	0.76	1.07	1315	9	286	170	20	170	20	387	170	20	170	20	
QJB010A	4/0 AWG CU	90	16-#9	0.515	0.75	0.82	1.15	1616	10	327	136	20	136	19	438	136	20	136	19	
5kV 100% Copper Three Phase - One-Third Neutral																				
QJ3000A	2 SOLID CU	90	6-#14	0.258	0.49	0.56	0.80	469	7	172	209	46	780	25	245	219	103	765	25	
QJ4000A	2 AWG CU	90	6-#14	0.284	0.51	0.58	0.82	485	7	172	213	46	784	25	245	223	102	771	25	
QJ5000A	1 SOLID CU	90	7-#14	0.289	0.52	0.59	0.83	544	7	195	166	44	656	23	276	178	100	645	23	
QJ6000A	1 AWG CU	90	7-#14	0.324	0.55	0.62	0.86	564	7	196	170	44	660	22	277	181	98	650	22	
QJ7000A	1/0 SOLID CU	90	9-#14	0.325	0.56	0.63	0.86	649	7	222	132	43	513	22	309	146	96	506	22	
QJ8000A	1/0 AWG CU	90	9-#14	0.364	0.59	0.66	0.90	671	8	224	135	42	516	21	310	149	94	509	21	
QJ9000A	2/0 AWG CU	90	11-#14	0.408	0.64	0.71	0.95	796	8	254	107	40	420	20	346	123	90	415	20	
QJA000A	3/0 AWG CU	90	14-#14	0.458	0.69	0.76	1.00	958	8	289	86	39	331	19	383	105	86	328	19	
QJB000A	4/0 AWG CU	90	18-#14	0.515	0.75	0.82	1.05	1162	9	329	69	38	259	18	418	91	80	257	18	
QJC000A	250 MCM CU	90	21-#14	0.561	0.80	0.87	1.11	1344	9	360	59	36	222	17	445	82	76	220	17	
QJD000A	350 MCM CU	90	18-#12	0.664	0.90	0.97	1.24	1812	10	430	44	35	161	16	494	69	66	160	16	
QJE000A	500 MCM CU	90	17-#10	0.794	1.03	1.12	1.44	2558	12	510	33	34	109	15	540	59	54	109	15	
QJF000A	750 MCM CU	90	20-#9	0.974	1.22	1.31	1.71	3763	14	595	26	32	75	14	602	49	41	74	14	
QJG000A	1000 MCM CU	90	21-#8	1.124	1.37	1.46	1.89	4898	16	647	23	29	56	13	660	42	33	56	13	

†Ampacities are based on the following:

†† Zero Sequence Impedance considers all return in the neutral only.

Information Subject to Change without Notice.

PRODUCT NOTES:

▲ Items are Prysmian authorized stock. The above dimensions are approximate and subject to normal manufacturing tolerances. Single Phase Impedance Values Assume Full Return in the Metallic Shield.

Single Phase Operation (Full Neutral Design)

In Duct: One single cable in plastic duct, direct-buried, 105°C conductor temperature, 20°C ambient temperature, earth RHO of 90°C-cm/Watt, 100% load factor, 36 inch depth of burial, and shields short-circuited.
Direct Buried: One single cable, direct-buried, 105°C conductor temperature, 20°C ambient temperature, earth RHO of 90°C-cm/Watt, 100% load factor, 36 inch depth of burial, and shields short-circuited.

Three Phase Operation (1/3 Neutral Design)

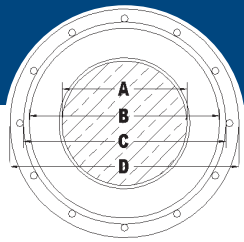
In Duct: Three single cables in plastic duct, direct-buried in a triangular configuration, 105°C conductor temperature, 20°C ambient temperature, earth RHO of 90°C-cm/Watt, 100% load factor, 36 inch depth of burial, and shields short-circuited.
Direct Buried: Three single cables, direct-buried, spaced 7.5 inches horizontally, 105°C conductor temperature, 20°C ambient temperature, earth RHO of 90°C-cm/Watt, 100% load factor, 36 inch depth of burial, and shields short-circuited.

‡EPRONAX® EPR-insulated cables are capable of operating at 105°C. However, the maximum operating temperature of the cable should be based on the maximum operating temperature of the cable accessories to be used.



1-800-845-8507 (US)
1-800-263-4405 (West-CAN)
1-800-361-1418 (East-CAN)

www.prysmianusa.com
www.prysmiancanada.com



Product Number	Conductor	Insulation Thickness (mil/s)		Concentric Neutral				Cable Weight (lbs/ft)	Minimum Bending Radius (in.)	±105°C In Duct					±105°C Direct Buried					
		(A)	(B)	(C)	(D)	Conductor Diameter (in.)	Insulation Diameter (in.)			Insulation Shield Diameter (in.)	Jacket Diameter (in.)	† Ampacity (Amps)	± Sequence Impedance Resistance (μΩ/ft)	± Sequence Impedance Reactance (μΩ/ft)	Zero Sequence Impedance Resistance (μΩ/ft) ††	Zero Sequence Impedance Reactance (μΩ/ft) ††	† Ampacity (Amps)	± Sequence Impedance Resistance (μΩ/ft)	± Sequence Impedance Reactance (μΩ/ft)	Zero Sequence Impedance Resistance (μΩ/ft) ††
5kV 133% Aluminum Single Phase - Full Neutral																				
QKL010A	2 SOLID AL	115	10-#14	0.258	0.54	0.61	0.85	407	7	130	694	24	694	25	182	694	24	694	25	
QKM010A	2 AWG AL	115	10-#14	0.284	0.56	0.63	0.87	424	7	131	701	25	701	25	183	701	25	701	25	
QKN010A	1 SOLID AL	115	13-#14	0.289	0.57	0.64	0.88	471	8	149	542	23	542	23	208	542	23	542	23	
QKO010A	1 AWG AL	115	13-#14	0.324	0.60	0.67	0.91	490	8	150	547	22	547	22	210	547	22	547	22	
QKP010A	1/0 SOLID AL	115	16-#14	0.325	0.61	0.68	0.91	541	8	169	435	22	435	22	236	435	22	435	22	
QKQ010A	1/0 AWG AL	115	16-#14	0.364	0.64	0.71	0.95	564	8	171	440	21	440	21	238	440	21	440	21	
QKR010A	2/0 AWG AL	115	13-#12	0.408	0.69	0.76	1.03	687	9	197	343	21	343	20	271	343	21	343	20	
QKS010A	3/0 AWG AL	115	16-#12	0.458	0.74	0.81	1.08	799	9	224	275	20	275	19	307	275	20	275	19	
QKT010A	4/0 AWG AL	115	13-#10	0.515	0.80	0.87	1.18	984	10	258	220	19	220	19	348	220	19	220	19	
QKU010A	250 MCM AL	115	16-#10	0.561	0.85	0.92	1.23	1150	10	288	179	18	179	18	386	179	18	179	18	
QKV010A	350 MCM AL	115	16-#9	0.664	0.95	1.02	1.36	1445	11	342	136	17	136	17	454	136	17	136	17	
5kV 133% Aluminum Three Phase - One-Third Neutral																				
QKL000A	2 SOLID AL	115	6-#14	0.258	0.54	0.61	0.85	360	7	134	344	46	915	25	192	355	103	900	25	
QKM000A	2 AWG AL	115	6-#14	0.284	0.56	0.63	0.87	377	7	134	351	46	922	25	192	361	102	909	25	
QKN000A	1 SOLID AL	115	6-#14	0.289	0.57	0.64	0.88	389	8	152	273	45	845	23	218	284	100	831	23	
QKO000A	1 AWG AL	115	6-#14	0.324	0.60	0.67	0.91	409	8	153	279	44	851	22	218	288	98	838	22	
QKP000A	1/0 SOLID AL	115	6-#14	0.325	0.61	0.68	0.91	425	8	174	217	43	789	22	247	227	98	777	22	
QKQ000A	1/0 AWG AL	115	6-#14	0.364	0.64	0.71	0.95	448	8	174	222	42	795	21	247	231	103	784	21	
QKR000A	2/0 AWG AL	115	7-#14	0.408	0.69	0.76	1.00	505	8	199	176	40	668	20	279	187	93	659	20	
QKS000A	3/0 AWG AL	115	9-#14	0.458	0.74	0.81	1.05	584	9	227	139	39	522	19	313	152	89	516	19	
QKT000A	4/0 AWG AL	115	11-#14	0.515	0.80	0.87	1.10	674	9	258	111	38	425	18	350	126	85	420	18	
QKU000A	250 MCM AL	115	13-#14	0.561	0.85	0.92	1.16	763	10	284	95	37	360	17	377	111	82	356	17	
QKV000A	350 MCM AL	115	18-#14	0.664	0.95	1.02	1.26	965	11	343	69	35	260	15	433	88	75	258	15	
QKW000A	500 MCM AL	115	16-#12	0.794	1.08	1.17	1.44	1310	12	416	50	34	183	15	489	72	67	182	15	
QKX000A	750 MCM AL	115	24-#12	0.974	1.27	1.36	1.63	1796	14	508	36	32	122	14	552	59	55	122	14	
QKY000A	1000 MCM AL	115	20-#10	1.124	1.42	1.51	1.88	2375	16	574	29	31	93	13	591	52	46	92	13	

† Ampacities are based on the following:

†† Zero Sequence Impedance considers all return in the neutral only.

Information Subject to Change without Notice.

PRODUCT NOTES:

▲ Items are Prysmian authorized stock. The above dimensions are approximate and subject to normal manufacturing tolerances. Single Phase Impedance Values Assume Full Return in the Metallic Shield.

Single Phase Operation (Full Neutral Design)

In Duct: One single cable in plastic duct, direct-buried, 105°C conductor temperature, 20°C ambient temperature, earth RHO of 90°C-cm/Watt, 100% load factor, 36 inch depth of burial, and shields short-circuited.
Direct Buried: One single cable, direct-buried, 105°C conductor temperature, 20°C ambient temperature, earth RHO of 90°C-cm/Watt, 100% load factor, 36 inch depth of burial, and shields short-circuited.

Three Phase Operation (1/3 Neutral Design)

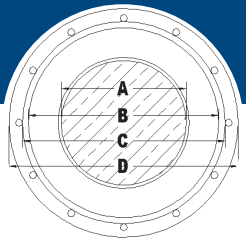
In Duct: Three single cables in plastic duct, direct-buried in a triangular configuration, 105°C conductor temperature, 20°C ambient temperature, earth RHO of 90°C-cm/Watt, 100% load factor, 36 inch depth of burial, and shields short-circuited.
Direct Buried: Three single cables, direct-buried, spaced 7.5 inches horizontally, 105°C conductor temperature, 20°C ambient temperature, earth RHO of 90°C-cm/Watt, 100% load factor, 36 inch depth of burial, and shields short-circuited.

‡ EPROMAX® EPR-insulated cables are capable of operating at 105°C. However, the maximum operating temperature of the cable should be based on the maximum operating temperature of the cable accessories to be used.



1-800-845-8507 (US)
1-800-263-4405 (West-CAN)
1-800-361-1418 (East-CAN)

www.prysmianusa.com
www.prysmiancanada.com



Product Number	Conductor	Insulation Thickness (mil/s)		Concentric Neutral				Cable Weight (lbs/ft)	Minimum Bending Radius (in.)	† Ampacity (Amps)	±105°C In Duct					±105°C Direct Buried				
		Insulation Thickness (mil/s)	Concentric Neutral	(A)	(B)	(C)	(D)				± Sequence Impedance Resistance (μΩ/ft)	± Sequence Impedance Reactance (μΩ/ft)	Zero Sequence Impedance Resistance (μΩ/ft) ††	Zero Sequence Impedance Reactance (μΩ/ft) ††	± Sequence Impedance Resistance (μΩ/ft)	± Sequence Impedance Reactance (μΩ/ft)	Zero Sequence Impedance Resistance (μΩ/ft) ††	Zero Sequence Impedance Reactance (μΩ/ft) ††		
5kV 133% Copper Single Phase - Full Neutral																				
QK3010A	2 SOLID CU	115	16-#14	0.258	0.54	0.61	0.85	616	7	165	427	25	427	25	232	427	25	427	25	
QK4010A	2 AWG CU	115	16-#14	0.284	0.56	0.63	0.87	633	7	167	431	25	431	25	234	431	25	431	25	
QK5010A	1 SOLID CU	115	13-#12	0.289	0.57	0.64	0.91	755	8	191	333	24	333	24	264	333	24	333	24	
QK6010A	1 AWG CU	115	13-#12	0.324	0.60	0.67	0.95	777	8	192	337	23	337	23	266	337	23	337	23	
QK7010A	1/0 SOLID CU	115	16-#12	0.325	0.61	0.68	0.95	894	8	216	268	23	268	22	299	268	23	268	22	
QK8010A	1/0 AWG CU	115	16-#12	0.364	0.64	0.71	0.99	919	8	219	270	22	270	22	301	270	22	270	22	
QK9010A	2/0 AWG CU	115	13-#10	0.408	0.69	0.76	1.07	1137	9	252	212	22	212	21	342	212	22	212	21	
QKA010A	3/0 AWG CU	115	16-#10	0.458	0.74	0.81	1.12	1356	9	286	170	20	170	20	387	170	20	170	20	
QKB010A	4/0 AWG CU	115	16-#9	0.515	0.80	0.87	1.20	1660	10	327	136	20	136	19	438	136	20	136	19	
5kV 133% Copper Three Phase - One-Third Neutral																				
QK3000A	2 SOLID CU	115	6-#14	0.258	0.54	0.61	0.85	500	7	172	209	46	780	25	245	219	103	765	25	
QK4000A	2 AWG CU	115	6-#14	0.284	0.56	0.63	0.87	516	7	172	213	46	784	25	245	223	102	771	25	
QK5000A	1 SOLID CU	115	7-#14	0.289	0.57	0.64	0.88	576	8	195	166	44	656	23	276	178	100	645	23	
QK6000A	1 AWG CU	115	7-#14	0.324	0.60	0.67	0.91	597	8	196	170	44	660	22	277	181	98	650	22	
QK7000A	1/0 SOLID CU	115	9-#14	0.325	0.61	0.68	0.91	682	8	222	132	43	513	22	309	146	96	506	22	
QK8000A	1/0 AWG CU	115	9-#14	0.364	0.64	0.71	0.95	705	8	224	135	42	516	21	310	149	94	509	21	
QK9000A	2/0 AWG CU	115	11-#14	0.408	0.69	0.76	1.00	833	8	254	107	40	420	20	346	123	90	415	20	
QKA000A	3/0 AWG CU	115	14-#14	0.458	0.74	0.81	1.05	996	9	289	86	39	331	19	383	105	86	328	19	
QKB000A	4/0 AWG CU	115	18-#14	0.515	0.80	0.87	1.10	1203	9	329	69	38	259	18	418	91	80	257	18	
QKC000A	250 MCM CU	115	21-#14	0.561	0.85	0.92	1.16	1387	10	360	59	36	222	17	445	82	76	220	17	
QKD000A	350 MCM CU	115	18-#12	0.664	0.95	1.02	1.29	1860	11	430	44	35	161	16	494	69	66	160	16	
QKE000A	500 MCM CU	115	17-#10	0.794	1.08	1.17	1.49	2613	12	510	33	34	109	15	540	59	54	109	15	
QKF000A	750 MCM CU	115	20-#9	0.974	1.27	1.36	1.76	3828	15	595	26	32	75	14	602	49	41	74	14	
QKG000A	1000 MCM CU	115	21-#8	1.124	1.42	1.51	1.94	4970	16	647	23	29	56	13	660	42	33	56	13	

† Ampacities are based on the following:

†† Zero Sequence Impedance considers all return in the neutral only.

Information Subject to Change without Notice.

PRODUCT NOTES:

▲ Items are Prysmian authorized stock. The above dimensions are approximate and subject to normal manufacturing tolerances. Single Phase Impedance Values Assume Full Return in the Metallic Shield.

Single Phase Operation (Full Neutral Design)

In Duct: One single cable in plastic duct, direct-buried, 105°C conductor temperature, 20°C ambient temperature, earth RHO of 90°C-cm/Watt, 100% load factor, 36 inch depth of burial, and shields short-circuited.
Direct Buried: One single cable, direct-buried, 105°C conductor temperature, 20°C ambient temperature, earth RHO of 90°C-cm/Watt, 100% load factor, 36 inch depth of burial, and shields short-circuited.

Three Phase Operation (1/3 Neutral Design)

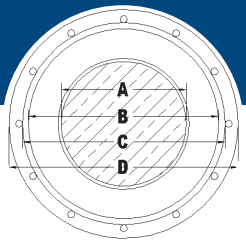
In Duct: Three single cables in plastic duct, direct-buried in a triangular configuration, 105°C conductor temperature, 20°C ambient temperature, earth RHO of 90°C-cm/Watt, 100% load factor, 36 inch depth of burial, and shields short-circuited.
Direct Buried: Three single cables, direct-buried, spaced 7.5 inches horizontally, 105°C conductor temperature, 20°C ambient temperature, earth RHO of 90°C-cm/Watt, 100% load factor, 36 inch depth of burial, and shields short-circuited.

‡ EPRONEX® EPR-insulated cables are capable of operating at 105°C. However, the maximum operating temperature of the cable should be based on the maximum operating temperature of the cable accessories to be used.



1-800-845-8507 (US)
1-800-263-4405 (West-CAN)
1-800-361-1418 (East-CAN)

www.prysmianusa.com
www.prysmiancanada.com



Product Number	Conductor	Insulation Thickness (mil/s)	Concentric Neutral	Conductor Diameter (in.)				Jacket Diameter (in.)	Cable Weight (lbs/ft)	Minimum Bending Radius (in.)	±105°C In Duct				±105°C Direct Buried				
				(A)	(B)	(C)	(D)				± Ampacity (Amps)	+/- Sequence Impedance Resistance (μΩ/ft)	+/- Sequence Impedance Reactance (μΩ/ft)	Zero Sequence Impedance Resistance (μΩ/ft)††	Zero Sequence Impedance Reactance (μΩ/ft)††	± Ampacity (Amps)	+/- Sequence Impedance Resistance (μΩ/ft)	+/- Sequence Impedance Reactance (μΩ/ft)	Zero Sequence Impedance Resistance (μΩ/ft)††
15kV 100% Aluminum Single Phase - Full Neutral																			
QML010A	2 SOLID AL	175	10-#14	0.258	0.66	0.73	0.97	488	8	135	694	29	694	30	182	694	29	694	30
QMM010A	2 AWG AL	175	10-#14	0.284	0.68	0.75	0.99	507	8	135	701	30	701	31	183	701	30	701	31
QMN010A	1 SOLID AL	175	13-#14	0.289	0.69	0.76	1.00	555	8	154	542	28	542	29	208	542	28	542	29
QMO010A	1 AWG AL	175	13-#14	0.324	0.72	0.79	1.03	578	9	156	547	27	547	28	210	547	27	547	28
QMP010A	1/0 SOLID AL	175	16-#14	0.325	0.73	0.80	1.03	629	9	175	435	27	435	27	236	435	27	435	27
QM0010A	1/0 AWG AL	175	16-#14	0.364	0.76	0.83	1.07	655	9	176	440	26	440	26	237	440	26	440	26
QMR010A	2/0 AWG AL	175	13-#12	0.408	0.81	0.88	1.15	785	10	203	343	25	343	25	270	343	25	343	25
QMS010A	3/0 AWG AL	175	16-#12	0.458	0.86	0.93	1.20	901	10	231	275	24	275	24	307	275	24	275	24
QMT010A	4/0 AWG AL	175	13-#10	0.515	0.92	0.99	1.30	1095	11	265	216	23	216	23	348	216	23	216	23
QMU010A	250 MCM AL	175	16-#10	0.561	0.97	1.04	1.35	1266	11	295	179	22	179	22	386	179	22	179	22
QMV010A	350 MCM AL	175	16-#9	0.664	1.07	1.16	1.50	1596	13	350	136	21	136	20	453	136	21	136	20
15kV 100% Aluminum Three Phase - One-Third Neutral																			
QML000A	2 SOLID AL	175	6-#14	0.258	0.66	0.73	0.97	441	8	137	344	51	910	30	189	354	103	892	30
QMM000A	2 AWG AL	175	6-#14	0.284	0.68	0.75	0.99	461	8	137	351	51	917	31	189	360	103	900	31
QMN000A	1 SOLID AL	175	6-#14	0.289	0.69	0.76	1.00	473	8	156	273	49	840	29	214	282	101	823	29
QMO000A	1 AWG AL	175	6-#14	0.324	0.72	0.79	1.03	496	9	157	278	48	846	28	215	287	99	830	28
QMP000A	1/0 SOLID AL	175	6-#14	0.325	0.73	0.80	1.03	512	9	178	217	47	784	27	243	225	98	768	27
QM0000A	1/0 AWG AL	175	6-#14	0.364	0.76	0.83	1.07	539	9	178	222	46	790	26	243	230	96	775	26
QMR000A	2/0 AWG AL	175	7-#14	0.408	0.81	0.88	1.12	600	9	203	176	44	664	25	275	185	93	652	25
QMS000A	3/0 AWG AL	175	9-#14	0.458	0.86	0.93	1.17	683	10	231	139	43	519	23	309	151	90	511	23
QMT000A	4/0 AWG AL	175	11-#14	0.515	0.92	0.99	1.22	779	10	263	111	41	422	22	346	124	86	416	22
QMU000A	250 MCM AL	175	13-#14	0.561	0.97	1.04	1.28	874	11	289	95	40	358	21	374	109	83	353	21
QMV000A	350 MCM AL	175	18-#14	0.664	1.07	1.16	1.40	1107	12	348	69	38	258	19	432	86	76	256	19
QMW000A	500 MCM AL	175	16-#12	0.794	1.20	1.29	1.56	1447	13	420	50	37	182	18	491	70	68	180	18
QMX000A	750 MCM AL	175	24-#12	0.974	1.39	1.48	1.81	2018	15	512	36	35	122	16	554	58	56	121	16
QMY000A	1000 MCM AL	175	20-#10	1.124	1.54	1.66	2.03	2599	17	580	29	34	92	16	599	50	48	92	16

†Ampacities are based on the following:

†† Zero Sequence Impedance considers all return in the neutral only.

Information Subject to Change without Notice.

PRODUCT NOTES:

▲ Items are Prysmian authorized stock. The above dimensions are approximate and subject to normal manufacturing tolerances. Single Phase Impedance Values Assume Full Return in the Metallic Shield.

Single Phase Operation (Full Neutral Design)

In Duct: One single cable in plastic duct, direct-buried, 105°C conductor temperature, 20°C ambient temperature, earth RHO of 90°C-cm/Watt, 100% load factor, 36 inch depth of burial, and shields short-circuited.
Direct Buried: One single cable, direct-buried, 105°C conductor temperature, 20°C ambient temperature, earth RHO of 90°C-cm/Watt, 100% load factor, 36 inch depth of burial, and shields short-circuited.

Three Phase Operation (1/3 Neutral Design)

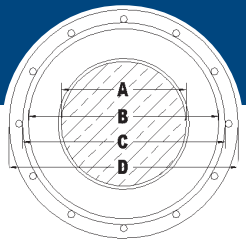
In Duct: Three single cables in plastic duct, direct-buried in a triangular configuration, 105°C conductor temperature, 20°C ambient temperature, earth RHO of 90°C-cm/Watt, 100% load factor, 36 inch depth of burial, and shields short-circuited.
Direct Buried: Three single cables, direct-buried, spaced 7.5 inches horizontally, 105°C conductor temperature, 20°C ambient temperature, earth RHO of 90°C-cm/Watt, 100% load factor, 36 inch depth of burial, and shields short-circuited.

‡EPRONEX® EPR-insulated cables are capable of operating at 105°C. However, the maximum operating temperature of the cable should be based on the maximum operating temperature of the cable accessories to be used.



1-800-845-8507 (US)
1-800-263-4405 (West-CAN)
1-800-361-1418 (East-CAN)

www.prysmianusa.com
www.prysmiancanada.com



Product Number	Conductor	Insulation Thickness (mil/s)		Concentric Neutral				Cable Weight (lbs/ft)	Minimum Bending Radius (in.)	±105°C In Duct					±105°C Direct Buried				
		(A)	(B)	(C)	(D)	± Sequence Impedance Resistance (μΩ/ft)	± Sequence Impedance Reactance (μΩ/ft)			Zero Sequence Impedance Resistance (μΩ/ft) ††	Zero Sequence Impedance Reactance (μΩ/ft) ††	± Ampacity (Amps)	± Sequence Impedance Resistance (μΩ/ft)	± Sequence Impedance Reactance (μΩ/ft)	Zero Sequence Impedance Resistance (μΩ/ft) ††	Zero Sequence Impedance Reactance (μΩ/ft) ††			
15kV 100% Copper Single Phase - Full Neutral																			
QM3010A	2 SOLID CU	175	16-#14	0.258	0.66	0.73	0.97	698	8	172	427	31	427	30	233	427	31	427	30
QM4010A	2 AWG CU	175	16-#14	0.284	0.68	0.75	0.99	717	8	173	431	31	431	31	234	431	31	431	31
QM5010A	1 SOLID CU	175	13-#12	0.289	0.69	0.76	1.03	841	9	197	333	29	333	29	264	333	29	333	29
QM6010A	1 AWG CU	175	13-#12	0.324	0.72	0.79	1.07	867	9	199	337	28	337	28	266	337	28	337	28
QM7010A	1/0 SOLID CU	175	16-#12	0.325	0.73	0.80	1.07	984	9	223	268	28	268	28	299	268	28	268	28
QM8010A	1/0 AWG CU	175	16-#12	0.364	0.76	0.83	1.11	1012	9	226	270	27	270	27	302	270	27	270	27
QM9010A	2/0 AWG CU	175	13-#10	0.408	0.81	0.88	1.19	1238	10	259	212	26	212	26	342	212	26	212	26
QMA010A	3/0 AWG CU	175	16-#10	0.458	0.86	0.93	1.24	1462	10	294	170	25	170	24	388	170	25	170	24
QMB010A	4/0 AWG CU	175	16-#9	0.515	0.92	0.99	1.32	1774	11	335	136	23	136	23	439	136	23	136	23
15kV 100% Copper Three Phase - One-Third Neutral																			
QM3000A	2 SOLID CU	175	6-#14	0.258	0.66	0.73	0.97	581	8	176	209	51	774	30	241	218	103	757	30
QM4000A	2 AWG CU	175	6-#14	0.284	0.68	0.75	0.99	600	8	177	213	51	779	31	241	222	103	762	31
QM5000A	1 SOLID CU	175	7-#14	0.289	0.69	0.76	1.00	660	8	200	166	49	651	29	272	176	100	637	29
QM6000A	1 AWG CU	175	7-#14	0.324	0.72	0.79	1.03	684	9	201	170	48	656	28	272	180	98	643	28
QM7000A	1/0 SOLID CU	175	9-#14	0.325	0.73	0.80	1.03	769	9	228	132	47	510	27	305	145	96	500	27
QM8000A	1/0 AWG CU	175	9-#14	0.364	0.76	0.83	1.07	796	9	229	135	46	513	26	306	147	95	504	26
QM9000A	2/0 AWG CU	175	11-#14	0.408	0.81	0.88	1.12	928	9	260	107	44	417	25	343	122	91	411	25
QMA000A	3/0 AWG CU	175	14-#14	0.458	0.86	0.93	1.17	1096	10	295	86	43	329	23	380	102	86	325	23
QMB000A	4/0 AWG CU	175	18-#14	0.515	0.92	0.99	1.22	1308	10	334	69	41	258	22	418	88	81	255	22
QMC000A	250 MCM CU	175	21-#14	0.561	0.97	1.04	1.28	1498	11	366	59	40	220	21	445	80	77	218	21
QMD000A	350 MCM CU	175	18-#12	0.664	1.07	1.16	1.43	2004	12	437	44	38	160	20	498	67	68	159	20
QME000A	500 MCM CU	175	17-#10	0.794	1.20	1.29	1.61	2753	13	516	33	36	109	18	547	58	56	108	18
QMF000A	750 MCM CU	175	20-#9	0.974	1.39	1.48	1.88	3993	16	603	26	34	74	17	610	48	44	74	17
QMG000A	1000 MCM CU	175	21-#8	1.124	1.54	1.66	2.09	5199	17	658	23	32	56	16	669	41	35	56	16

†Ampacities are based on the following:

†† Zero Sequence Impedance considers all return in the neutral only.

Information Subject to Change without Notice.

PRODUCT NOTES:

▲ Items are Prysmian authorized stock. The above dimensions are approximate and subject to normal manufacturing tolerances. Single Phase Impedance Values Assume Full Return in the Metallic Shield.

Single Phase Operation (Full Neutral Design)

In Duct: One single cable in plastic duct, direct-buried, 105°C conductor temperature, 20°C ambient temperature, earth RHO of 90°C-cm/Watt, 100% load factor, 36 inch depth of burial, and shields short-circuited.
Direct Buried: One single cable, direct-buried, 105°C conductor temperature, 20°C ambient temperature, earth RHO of 90°C-cm/Watt, 100% load factor, 36 inch depth of burial, and shields short-circuited.

Three Phase Operation (1/3 Neutral Design)

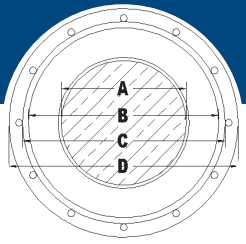
In Duct: Three single cables in plastic duct, direct-buried in a triangular configuration, 105°C conductor temperature, 20°C ambient temperature, earth RHO of 90°C-cm/Watt, 100% load factor, 36 inch depth of burial, and shields short-circuited.
Direct Buried: Three single cables, direct-buried, spaced 7.5 inches horizontally, 105°C conductor temperature, 20°C ambient temperature, earth RHO of 90°C-cm/Watt, 100% load factor, 36 inch depth of burial, and shields short-circuited.

‡EPRONAX® EPR-insulated cables are capable of operating at 105°C. However, the maximum operating temperature of the cable should be based on the maximum operating temperature of the cable accessories to be used.



1-800-845-8507 (US)
1-800-263-4405 (West-CAN)
1-800-361-1418 (East-CAN)

www.prysmianusa.com
www.prysmiancanada.com



Product Number	Conductor	Insulation Thickness (mil/s)	Concentric Neutral	Conductor Diameter (in.)				Jacket Diameter (in.)	Cable Weight (lbs/ft)	Minimum Bending Radius (in.)	±105°C In Duct				±105°C Direct Buried				
				(A)	(B)	(C)	(D)				± Ampacity (Amps)	+/- Sequence Impedance Resistance (μΩ/ft)	+/- Sequence Impedance Reactance (μΩ/ft)	Zero Sequence Impedance Resistance (μΩ/ft)††	Zero Sequence Impedance Reactance (μΩ/ft)††	± Ampacity (Amps)	+/- Sequence Impedance Resistance (μΩ/ft)	+/- Sequence Impedance Reactance (μΩ/ft)	Zero Sequence Impedance Resistance (μΩ/ft)††
15kV 133% Aluminum Single Phase - Full Neutral																			
QNL010A	2 SOLID AL	220	10-#14	0.258	0.75	0.82	1.06	556	9	135	694	29	694	30	182	694	29	694	30
QNM010A	2 AWG AL	220	10-#14	0.284	0.77	0.84	1.08	577	9	135	701	30	701	31	183	701	30	701	31
QNN010A	1 SOLID AL	220	13-#14	0.289	0.78	0.85	1.09	625	9	154	542	28	542	29	208	542	28	542	29
QNO010A	1 AWG AL	220	13-#14	0.324	0.81	0.88	1.12	651	9	156	547	27	547	28	210	547	27	547	28
QNP010A	1/0 SOLID AL	220	16-#14	0.325	0.82	0.89	1.12	702	9	175	435	27	435	27	236	435	27	435	27
QNQ010A	1/0 AWG AL	220	16-#14	0.364	0.85	0.92	1.16	731	10	176	440	26	440	26	237	440	26	440	26
QNR010A	2/0 AWG AL	220	13-#12	0.408	0.90	0.97	1.24	865	10	203	343	25	343	25	270	343	25	343	25
QNS010A	3/0 AWG AL	220	16-#12	0.458	0.95	1.02	1.29	986	11	231	275	24	275	24	307	275	24	275	24
QNT010A	4/0 AWG AL	220	13-#10	0.515	1.01	1.08	1.39	1186	12	265	216	23	216	23	348	216	23	216	23
QNU010A	250 MCM AL	220	16-#10	0.561	1.06	1.15	1.46	1384	12	295	179	22	179	22	386	179	22	179	22
QNV010A	350 MCM AL	220	16-#9	0.664	1.16	1.25	1.59	1701	13	350	136	21	136	20	453	136	21	136	20
15kV 133% Aluminum Three Phase - One-Third Neutral																			
QNL000A	2 SOLID AL	220	6-#14	0.258	0.75	0.82	1.06	509	9	137	344	51	910	30	189	354	103	892	30
QNM000A	2 AWG AL	220	6-#14	0.284	0.77	0.84	1.08	531	9	137	351	51	917	31	189	360	103	900	31
QNN000A	1 SOLID AL	220	6-#14	0.289	0.78	0.85	1.09	544	9	156	273	49	840	29	214	282	101	823	29
QNO000A	1 AWG AL	220	6-#14	0.324	0.81	0.88	1.12	569	9	157	278	48	846	28	215	287	99	830	28
QNP000A	1/0 SOLID AL	220	6-#14	0.325	0.82	0.89	1.12	585	9	178	217	47	784	27	243	225	98	768	27
QNQ000A	1/0 AWG AL	220	6-#14	0.364	0.85	0.92	1.16	614	10	178	222	46	790	26	243	230	96	775	26
QNR000A	2/0 AWG AL	220	7-#14	0.408	0.90	0.97	1.21	679	10	203	176	44	664	25	275	185	93	652	25
QNS000A	3/0 AWG AL	220	9-#14	0.458	0.95	1.02	1.26	766	11	231	139	43	519	23	309	151	90	511	23
QNT000A	4/0 AWG AL	220	11-#14	0.515	1.01	1.08	1.31	866	11	263	111	41	422	22	346	124	86	416	22
QNU000A	250 MCM AL	220	13-#14	0.561	1.06	1.15	1.39	985	12	289	95	40	358	21	374	109	83	353	21
QNV000A	350 MCM AL	220	18-#14	0.664	1.16	1.25	1.49	1206	12	348	69	38	258	19	432	86	76	256	19
QNW000A	500 MCM AL	220	16-#12	0.794	1.29	1.38	1.71	1620	14	420	50	37	182	18	491	70	68	180	18
QNX000A	750 MCM AL	220	24-#12	0.974	1.48	1.57	1.90	2145	16	512	36	35	122	16	554	58	56	121	16
QNY000A	1000 MCM AL	220	20-#10	1.124	1.63	1.75	2.12	2741	17	580	29	34	92	16	599	50	48	92	16

†Ampacities are based on the following:

†† Zero Sequence Impedance considers all return in the neutral only.

Information Subject to Change without Notice.

PRODUCT NOTES:

▲ Items are Prysmian authorized stock. The above dimensions are approximate and subject to normal manufacturing tolerances. Single Phase Impedance Values Assume Full Return in the Metallic Shield.

Single Phase Operation (Full Neutral Design)

In Duct: One single cable in plastic duct, direct-buried, 105°C conductor temperature, 20°C ambient temperature, earth RHO of 90°C-cm/Watt, 100% load factor, 36 inch depth of burial, and shields short-circuited.
Direct Buried: One single cable, direct-buried, 105°C conductor temperature, 20°C ambient temperature, earth RHO of 90°C-cm/Watt, 100% load factor, 36 inch depth of burial, and shields short-circuited.

Three Phase Operation (1/3 Neutral Design)

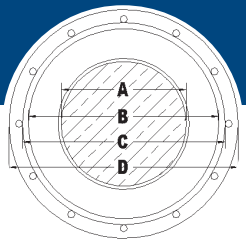
In Duct: Three single cables in plastic duct, direct-buried in a triangular configuration, 105°C conductor temperature, 20°C ambient temperature, earth RHO of 90°C-cm/Watt, 100% load factor, 36 inch depth of burial, and shields short-circuited.
Direct Buried: Three single cables, direct-buried, spaced 7.5 inches horizontally, 105°C conductor temperature, 20°C ambient temperature, earth RHO of 90°C-cm/Watt, 100% load factor, 36 inch depth of burial, and shields short-circuited.

‡EPRONEX® EPR-insulated cables are capable of operating at 105°C. However, the maximum operating temperature of the cable should be based on the maximum operating temperature of the cable accessories to be used.



1-800-845-8507 (US)
1-800-263-4405 (West-CAN)
1-800-361-1418 (East-CAN)

www.prysmianusa.com
www.prysmiancanada.com



Product Number	Conductor	Insulation Thickness (mil/s)	Concentric Neutral	Conductor Diameter (in.)				Jacket Diameter (in.)	Cable Weight (lbs/ft)	Minimum Bending Radius (in.)	±105°C In Duct					±105°C Direct Buried				
				(A)	(B)	(C)	(D)				† Ampacity (Amps)	± Sequence Impedance Resistance (μΩ/ft)	± Sequence Impedance Reactance (μΩ/ft)	Zero Sequence Impedance Resistance (μΩ/ft) ††	Zero Sequence Impedance Reactance (μΩ/ft) ††	† Ampacity (Amps)	± Sequence Impedance Resistance (μΩ/ft)	± Sequence Impedance Reactance (μΩ/ft)	Zero Sequence Impedance Resistance (μΩ/ft) ††	Zero Sequence Impedance Reactance (μΩ/ft) ††
15kV 133% Copper Single Phase - Full Neutral																				
QN3010A	2 SOLID CU	220	16-#14	0.258	0.75	0.82	1.06	766	9	172	427	31	427	30	233	427	31	427	30	
QN4010A	2 AWG CU	220	16-#14	0.284	0.77	0.84	1.08	787	9	173	431	31	431	31	234	431	31	431	31	
QN5010A	1 SOLID CU	220	13-#12	0.289	0.78	0.85	1.12	914	9	197	333	29	333	29	264	333	29	333	29	
QN6010A	1 AWG CU	220	13-#12	0.324	0.81	0.88	1.16	941	10	199	337	28	337	28	266	337	28	337	28	
QN7010A	1/0 SOLID CU	220	16-#12	0.325	0.82	0.89	1.16	1059	10	223	268	28	268	28	299	268	28	268	28	
QN8010A	1/0 AWG CU	220	16-#12	0.364	0.85	0.92	1.20	1090	10	226	270	27	270	27	302	270	27	270	27	
QN9010A	2/0 AWG CU	220	13-#10	0.408	0.90	0.97	1.28	1321	11	259	212	26	212	26	342	212	26	212	26	
QNA010A	3/0 AWG CU	220	16-#10	0.458	0.95	1.02	1.33	1549	11	294	170	25	170	24	388	170	25	170	24	
QNB010A	4/0 AWG CU	220	16-#9	0.515	1.01	1.08	1.41	1866	12	335	136	23	136	23	439	136	23	136	23	
15kV 133% Copper Three Phase - One-Third Neutral																				
QN3000A	2 SOLID CU	220	6-#14	0.258	0.75	0.82	1.06	649	9	176	209	51	774	30	241	218	103	757	30	
QN4000A	2 AWG CU	220	6-#14	0.284	0.77	0.84	1.08	670	9	177	213	51	779	31	241	222	103	762	31	
QN5000A	1 SOLID CU	220	7-#14	0.289	0.78	0.85	1.09	730	9	200	166	49	651	29	272	176	100	637	29	
QN6000A	1 AWG CU	220	7-#14	0.324	0.81	0.88	1.12	757	9	201	170	48	656	28	272	180	98	643	28	
QN7000A	1/0 SOLID CU	220	9-#14	0.325	0.82	0.89	1.12	842	9	228	132	47	510	27	305	145	96	500	27	
QN8000A	1/0 AWG CU	220	9-#14	0.364	0.85	0.92	1.16	872	10	229	135	46	513	26	306	147	95	504	26	
QN9000A	2/0 AWG CU	220	11-#14	0.408	0.90	0.97	1.21	1007	10	260	107	44	417	25	343	122	91	411	25	
QNA000A	3/0 AWG CU	220	14-#14	0.458	0.95	1.02	1.26	1178	11	295	86	43	329	23	380	102	86	325	23	
QNB000A	4/0 AWG CU	220	18-#14	0.515	1.01	1.08	1.31	1394	11	334	69	41	258	22	418	88	81	255	22	
QNC000A	250 MCM CU	220	21-#14	0.561	1.06	1.15	1.39	1609	12	366	59	40	220	21	445	80	77	218	21	
QND000A	350 MCM CU	220	18-#12	0.664	1.16	1.25	1.52	2105	13	437	44	38	160	20	498	67	68	159	20	
QNE000A	500 MCM CU	220	17-#10	0.794	1.29	1.38	1.76	2931	15	516	33	36	109	18	547	58	56	108	18	
QNF000A	750 MCM CU	220	20-#9	0.974	1.48	1.57	1.97	4123	16	603	26	34	74	17	610	48	44	74	17	
QNG000A	1000 MCM CU	220	21-#8	1.124	1.63	1.75	2.18	5344	18	658	23	32	56	16	669	41	35	56	16	

†Ampacities are based on the following:

†† Zero Sequence Impedance considers all return in the neutral only.

Information Subject to Change without Notice.

PRODUCT NOTES:

▲ Items are Prysmian authorized stock. The above dimensions are approximate and subject to normal manufacturing tolerances. Single Phase Impedance Values Assume Full Return in the Metallic Shield.

Single Phase Operation (Full Neutral Design)

In Duct: One single cable in plastic duct, direct-buried, 105°C conductor temperature, 20°C ambient temperature, earth RHO of 90°C-cm/Watt, 100% load factor, 36 inch depth of burial, and shields short-circuited.
Direct Buried: One single cable, direct-buried, 105°C conductor temperature, 20°C ambient temperature, earth RHO of 90°C-cm/Watt, 100% load factor, 36 inch depth of burial, and shields short-circuited.

Three Phase Operation (1/3 Neutral Design)

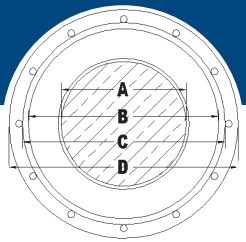
In Duct: Three single cables in plastic duct, direct-buried in a triangular configuration, 105°C conductor temperature, 20°C ambient temperature, earth RHO of 90°C-cm/Watt, 100% load factor, 36 inch depth of burial, and shields short-circuited.
Direct Buried: Three single cables, direct-buried, spaced 7.5 inches horizontally, 105°C conductor temperature, 20°C ambient temperature, earth RHO of 90°C-cm/Watt, 100% load factor, 36 inch depth of burial, and shields short-circuited.

‡EPRONAX® EPR-insulated cables are capable of operating at 105°C. However, the maximum operating temperature of the cable should be based on the maximum operating temperature of the cable accessories to be used.



1-800-845-8507 (US)
1-800-263-4405 (West-CAN)
1-800-361-1418 (East-CAN)

www.prysmianusa.com
www.prysmiancanada.com



Product Number	Conductor	Insulation Thickness (mil/s)	Concentric Neutral	Conductor Diameter (in.)				Insulation Shield Diameter (in.)	Jacket Diameter (in.)	Cable Weight (lbs/ft)	Minimum Bending Radius (in.)	±105°C In Duct				±105°C Direct Buried			
				(A)	(B)	(C)	(D)					± Sequence Impedance Resistance (μΩ/ft)	± Sequence Impedance Reactance (μΩ/ft)	Zero Sequence Impedance Resistance (μΩ/ft) ††	Zero Sequence Impedance Reactance (μΩ/ft) ††	± Ampacity (Amps)	± Sequence Impedance Resistance (μΩ/ft)	± Sequence Impedance Reactance (μΩ/ft)	Zero Sequence Impedance Resistance (μΩ/ft) ††
25kV 100% Aluminum Single Phase - Full Neutral																			
QON010A	1 SOLID AL	260	13-#14	0.289	0.86	0.93	1.17	693	10	158	542	33	542	33	208	542	33	542	33
QOO010A	1 AWG AL	260	13-#14	0.324	0.89	0.96	1.20	721	10	160	547	31	547	32	209	547	31	547	32
QOP010A	1/0 SOLID AL	260	16-#14	0.325	0.90	0.97	1.20	772	10	179	435	31	435	31	235	435	31	435	31
QQQ010A	1/0 AWG AL	260	16-#14	0.364	0.93	1.00	1.24	804	10	181	440	30	440	30	237	440	30	440	30
QOR010A	2/0 AWG AL	260	13-#12	0.408	0.98	1.05	1.32	942	11	207	343	29	343	29	270	343	29	343	29
QOS010A	3/0 AWG AL	260	16-#12	0.458	1.03	1.12	1.39	1087	12	236	275	28	275	28	306	275	28	275	28
QOT010A	4/0 AWG AL	260	13-#10	0.515	1.09	1.18	1.49	1294	12	271	216	26	216	27	347	216	26	216	27
QOU010A	250 MCM AL	260	16-#10	0.561	1.14	1.23	1.54	1474	13	301	179	25	179	25	384	179	25	179	25
QOV010A	350 MCM AL	260	16-#9	0.664	1.24	1.33	1.73	1864	14	356	137	23	137	23	449	137	23	137	23
25kV 100% Aluminum Three Phase - One-Third Neutral																			
QON000A	1 SOLID AL	260	6-#14	0.289	0.86	0.93	1.17	611	10	159	273	53	835	33	211	281	101	816	33
QOO000A	1 AWG AL	260	6-#14	0.324	0.89	0.96	1.20	639	10	159	278	52	841	32	212	286	99	823	32
QOP000A	1/0 SOLID AL	260	6-#14	0.325	0.90	0.97	1.20	655	10	181	217	51	780	31	239	224	98	762	31
QQQ000A	1/0 AWG AL	260	6-#14	0.364	0.93	1.00	1.24	687	10	181	222	50	786	30	239	229	96	769	30
QOR000A	2/0 AWG AL	260	7-#14	0.408	0.98	1.05	1.29	754	11	206	176	48	660	29	271	184	93	647	29
QOS000A	3/0 AWG AL	260	9-#14	0.458	1.03	1.12	1.36	865	11	235	139	46	516	27	305	149	90	506	27
QOT000A	4/0 AWG AL	260	11-#14	0.515	1.09	1.18	1.41	969	12	266	111	45	420	26	342	123	86	413	26
QOU000A	250 MCM AL	260	13-#14	0.561	1.14	1.23	1.47	1072	12	292	95	43	356	25	371	108	83	350	25
QOV000A	350 MCM AL	260	18-#14	0.664	1.24	1.33	1.57	1299	13	351	69	41	257	23	430	85	77	254	23
QOW000A	500 MCM AL	260	16-#12	0.794	1.37	1.46	1.79	1726	15	424	50	40	181	21	490	68	69	179	21
QOX000A	750 MCM AL	260	24-#12	0.974	1.56	1.68	2.01	2309	17	517	35	37	121	19	560	56	58	121	19
QOY000A	1000 MCM AL	260	20-#10	1.124	1.71	1.83	2.20	2872	18	584	29	36	92	18	606	49	50	92	18

†Ampacities are based on the following:

†† Zero Sequence Impedance considers all return in the neutral only.

Information Subject to Change without Notice.

PRODUCT NOTES:

▲ Items are Prysmian authorized stock. The above dimensions are approximate and subject to normal manufacturing tolerances. Single Phase Impedance Values Assume Full Return in the Metallic Shield.

Single Phase Operation (Full Neutral Design)

In Duct: One single cable in plastic duct, direct-buried, 105°C conductor temperature, 20°C ambient temperature, earth RHO of 90°C-cm/Watt, 100% load factor, 36 inch depth of burial, and shields short-circuited.
Direct Buried: One single cable, direct-buried, 105°C conductor temperature, 20°C ambient temperature, earth RHO of 90°C-cm/Watt, 100% load factor, 36 inch depth of burial, and shields short-circuited.

Three Phase Operation (1/3 Neutral Design)

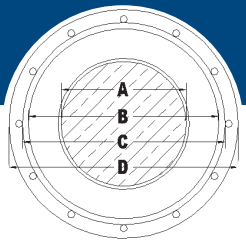
In Duct: Three single cables in plastic duct, direct-buried in a triangular configuration, 105°C conductor temperature, 20°C ambient temperature, earth RHO of 90°C-cm/Watt, 100% load factor, 36 inch depth of burial, and shields short-circuited.
Direct Buried: Three single cables, direct-buried, spaced 7.5 inches horizontally, 105°C conductor temperature, 20°C ambient temperature, earth RHO of 90°C-cm/Watt, 100% load factor, 36 inch depth of burial, and shields short-circuited.

‡EPRONEX® EPR-insulated cables are capable of operating at 105°C. However, the maximum operating temperature of the cable should be based on the maximum operating temperature of the cable accessories to be used.



1-800-845-8507 (US)
1-800-263-4405 (West-CAN)
1-800-361-1418 (East-CAN)

www.prysmianusa.com
www.prysmiancanada.com



Product Number	Conductor	Insulation Thickness (mil/s)		Concentric Neutral				Cable Weight (lbs/ft)	Minimum Bending Radius (in.)	±105°C In Duct					±105°C Direct Buried				
		(A)	(B)	(C)	(D)	† Ampacity (Amps)	+/- Sequence Impedance Resistance (μΩ/ft)			+/- Sequence Impedance Reactance (μΩ/ft)	Zero Sequence Impedance Resistance (μΩ/ft) ††	Zero Sequence Impedance Reactance (μΩ/ft) ††	† Ampacity (Amps)	+/- Sequence Impedance Resistance (μΩ/ft)	+/- Sequence Impedance Reactance (μΩ/ft)	Zero Sequence Impedance Resistance (μΩ/ft) ††	Zero Sequence Impedance Reactance (μΩ/ft) ††		
25kV 100% Copper Single Phase - Full Neutral																			
QO5010A	1 SOLID CU	260	13-#12	0.289	0.86	0.93	1.20	983	10	202	333	33	333	34	264	333	33	333	34
QO6010A	1 AWG CU	260	13-#12	0.324	0.89	0.96	1.24	1013	10	204	337	32	337	32	265	337	32	337	32
QO7010A	1/0 SOLID CU	260	16-#12	0.325	0.90	0.97	1.24	1131	10	229	268	32	268	32	299	268	32	268	32
QO8010A	1/0 AWG CU	260	16-#12	0.364	0.93	1.00	1.28	1164	11	231	270	31	270	31	301	270	31	270	31
QO9010A	2/0 AWG CU	260	13-#10	0.408	0.98	1.05	1.36	1401	11	265	212	29	212	29	342	212	29	212	29
QOA010A	3/0 AWG CU	260	16-#10	0.458	1.03	1.12	1.43	1653	12	301	170	28	170	28	387	170	28	170	28
QOB010A	4/0 AWG CU	260	16-#9	0.515	1.09	1.18	1.51	1977	13	342	136	27	136	27	438	136	27	136	27
25kV 100% Copper Three Phase - One-Third Neutral																			
QO5000A	1 SOLID CU	260	7-#14	0.289	0.86	0.93	1.17	798	10	204	166	53	647	33	269	175	100	632	33
QO6000A	1 AWG CU	260	7-#14	0.324	0.89	0.96	1.20	827	10	204	170	52	652	32	269	179	98	637	32
QO7000A	1/0 SOLID CU	260	9-#14	0.325	0.90	0.97	1.20	912	10	232	132	51	507	31	302	143	97	496	31
QO8000A	1/0 AWG CU	260	9-#14	0.364	0.93	1.00	1.24	945	10	232	135	50	510	30	303	146	95	500	30
QO9000A	2/0 AWG CU	260	11-#14	0.408	0.98	1.05	1.29	1082	11	264	107	48	415	29	340	120	91	407	29
QOA000A	3/0 AWG CU	260	14-#14	0.458	1.03	1.12	1.36	1278	11	300	86	46	327	27	378	101	87	322	27
QOB000A	4/0 AWG CU	260	18-#14	0.515	1.09	1.18	1.41	1498	12	339	69	45	256	26	416	86	82	253	26
QOC000A	250 MCM CU	260	21-#14	0.561	1.14	1.23	1.47	1696	12	371	59	43	219	25	445	78	78	217	25
QOD000A	350 MCM CU	260	18-#12	0.664	1.24	1.33	1.60	2200	13	442	44	41	159	23	501	65	70	158	23
QOE000A	500 MCM CU	260	17-#10	0.794	1.37	1.46	1.84	3040	15	520	33	40	108	21	550	56	58	108	21
QOF000A	750 MCM CU	260	20-#9	0.974	1.56	1.68	2.08	4293	17	611	26	37	74	20	618	46	46	74	20
QOG000A	1000 MCM CU	260	21-#8	1.124	1.71	1.83	2.26	5478	19	665	23	34	56	18	676	40	38	55	18

† Ampacities are based on the following:

†† Zero Sequence Impedance considers all return in the neutral only.

Information Subject to Change without Notice.

PRODUCT NOTES:

▲ Items are Prysmian authorized stock. The above dimensions are approximate and subject to normal manufacturing tolerances. Single Phase Impedance Values Assume Full Return in the Metallic Shield.

Single Phase Operation (Full Neutral Design)

In Duct: One single cable in plastic duct, direct-buried, 105°C conductor temperature, 20°C ambient temperature, earth RHO of 90°C-cm/Watt, 100% load factor, 36 inch depth of burial, and shields short-circuited.
Direct Buried: One single cable, direct-buried, 105°C conductor temperature, 20°C ambient temperature, earth RHO of 90°C-cm/Watt, 100% load factor, 36 inch depth of burial, and shields short-circuited.

Three Phase Operation (1/3 Neutral Design)

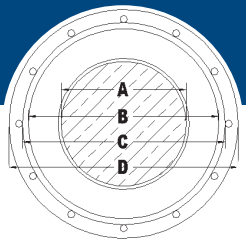
In Duct: Three single cables in plastic duct, direct-buried in a triangular configuration, 105°C conductor temperature, 20°C ambient temperature, earth RHO of 90°C-cm/Watt, 100% load factor, 36 inch depth of burial, and shields short-circuited.
Direct Buried: Three single cables, direct-buried, spaced 7.5 inches horizontally, 105°C conductor temperature, 20°C ambient temperature, earth RHO of 90°C-cm/Watt, 100% load factor, 36 inch depth of burial, and shields short-circuited.

‡ EPRONEX® EPR-insulated cables are capable of operating at 105°C. However, the maximum operating temperature of the cable should be based on the maximum operating temperature of the cable accessories to be used.



1-800-845-8507 (US)
1-800-263-4405 (West-CAN)
1-800-361-1418 (East-CAN)

www.prysmianusa.com
www.prysmiancanada.com



Product Number	Conductor	Insulation Thickness (mil/s)	Concentric Neutral	Conductor Dimensions (in.)				Cable Weight (lbs/ft)	Minimum Bending Radius (in.)	±105°C In Duct					±105°C Direct Buried				
				(A)	(B)	(C)	(D)			† Ampacity (Amps)	† Sequence Impedance Resistance (μΩ/ft)	† Sequence Impedance Reactance (μΩ/ft)	Zero Sequence Impedance Resistance (μΩ/ft) ††	Zero Sequence Impedance Reactance (μΩ/ft) ††	† Ampacity (Amps)	† Sequence Impedance Resistance (μΩ/ft)	† Sequence Impedance Reactance (μΩ/ft)	Zero Sequence Impedance Resistance (μΩ/ft) ††	Zero Sequence Impedance Reactance (μΩ/ft) ††
25kV 133% Aluminum Single Phase - Full Neutral																			
QPN010A	1 SOLID AL	320	13-#14	0.289	0.98	1.05	1.29	808	11	158	542	33	542	33	208	542	33	542	33
QPO010A	1 AWG AL	320	13-#14	0.324	1.02	1.09	1.33	839	11	160	547	31	547	32	209	547	31	547	32
QPP010A	1/0 SOLID AL	320	16-#14	0.325	1.02	1.09	1.33	891	11	179	435	31	435	31	235	435	31	435	31
QPQ010A	1/0 AWG AL	320	16-#14	0.364	1.06	1.15	1.39	948	12	181	440	30	440	30	237	440	30	440	30
QPR010A	2/0 AWG AL	320	13-#12	0.408	1.10	1.19	1.46	1094	12	207	343	29	343	29	270	343	29	343	29
QPS010A	3/0 AWG AL	320	16-#12	0.458	1.15	1.24	1.51	1224	13	236	275	28	275	28	306	275	28	275	28
QPT010A	4/0 AWG AL	320	13-#10	0.515	1.21	1.30	1.61	1440	13	271	216	26	216	27	347	216	26	216	27
QPU010A	250 MCM AL	320	16-#10	0.561	1.26	1.35	1.73	1689	14	301	179	25	179	25	384	179	25	179	25
QPV010A	350 MCM AL	320	16-#9	0.664	1.37	1.46	1.85	2031	15	356	137	23	137	23	449	137	23	137	23
25kV 133% Aluminum Three Phase - One-Third Neutral																			
QPN000A	1 SOLID AL	320	6-#14	0.289	0.98	1.05	1.29	726	11	159	273	53	835	33	211	281	101	816	33
QPO000A	1 AWG AL	320	6-#14	0.324	1.02	1.09	1.33	757	11	159	278	52	841	32	212	286	99	823	32
QPP000A	1/0 SOLID AL	320	6-#14	0.325	1.02	1.09	1.33	774	11	181	217	51	780	31	239	224	98	762	31
QPQ000A	1/0 AWG AL	320	6-#14	0.364	1.06	1.15	1.39	831	12	181	222	50	786	30	239	229	96	769	30
QPR000A	2/0 AWG AL	320	7-#14	0.408	1.10	1.19	1.43	903	12	206	176	48	660	29	271	184	93	647	29
QPS000A	3/0 AWG AL	320	9-#14	0.458	1.15	1.24	1.48	999	12	235	139	46	516	27	305	149	90	506	27
QPT000A	4/0 AWG AL	320	11-#14	0.515	1.21	1.30	1.54	1108	13	266	111	45	420	26	342	123	86	413	26
QPU000A	250 MCM AL	320	13-#14	0.561	1.26	1.35	1.59	1216	13	292	95	43	356	25	371	108	83	350	25
QPV000A	350 MCM AL	320	18-#14	0.664	1.37	1.46	1.75	1519	15	351	69	41	257	23	430	85	77	254	23
QPW000A	500 MCM AL	320	16-#12	0.794	1.50	1.59	1.92	1901	16	424	50	40	181	21	490	68	69	179	21
QPX000A	750 MCM AL	320	24-#12	0.974	1.68	1.80	2.14	2505	18	517	35	37	121	19	560	56	58	121	19
QPY000A	1000 MCM AL	320	20-#10	1.124	1.83	1.95	2.33	3086	19	584	29	36	92	18	606	49	50	92	18

† Ampacities are based on the following:

†† Zero Sequence Impedance considers all return in the neutral only.

Information Subject to Change without Notice.

PRODUCT NOTES:

▲ Items are Prysmian authorized stock. The above dimensions are approximate and subject to normal manufacturing tolerances. Single Phase Impedance Values Assume Full Return in the Metallic Shield.

Single Phase Operation (Full Neutral Design)

In Duct: One single cable in plastic duct, direct-buried, 105°C conductor temperature, 20°C ambient temperature, earth RHO of 90°C-cm/Watt, 100% load factor, 36 inch depth of burial, and shields short-circuited.
Direct Buried: One single cable, direct-buried, 105°C conductor temperature, 20°C ambient temperature, earth RHO of 90°C-cm/Watt, 100% load factor, 36 inch depth of burial, and shields short-circuited.

Three Phase Operation (1/3 Neutral Design)

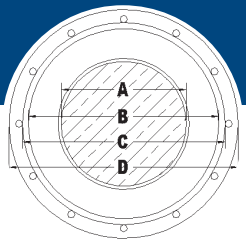
In Duct: Three single cables in plastic duct, direct-buried in a triangular configuration, 105°C conductor temperature, 20°C ambient temperature, earth RHO of 90°C-cm/Watt, 100% load factor, 36 inch depth of burial, and shields short-circuited.
Direct Buried: Three single cables, direct-buried, spaced 7.5 inches horizontally, 105°C conductor temperature, 20°C ambient temperature, earth RHO of 90°C-cm/Watt, 100% load factor, 36 inch depth of burial, and shields short-circuited.

‡ EPRONEX® EPR-insulated cables are capable of operating at 105°C. However, the maximum operating temperature of the cable should be based on the maximum operating temperature of the cable accessories to be used.



1-800-845-8507 (US)
1-800-263-4405 (West-CAN)
1-800-361-1418 (East-CAN)

www.prysmianusa.com
www.prysmiancanada.com



Product Number	Conductor	Insulation Thickness (mil/s)	Concentric Neutral	Conductor Diameter (in.)				Insulation Shield Diameter (in.)	Jacket Diameter (in.)	Cable Weight (lbs/ft)	Minimum Bending Radius (in.)	±105°C In Duct				±105°C Direct Buried			
				(A)	(B)	(C)	(D)					† Ampacity (Amps)	+/- Sequence Impedance Resistance (μΩ/ft)	+/- Sequence Impedance Reactance (μΩ/ft)	Zero Sequence Impedance Resistance (μΩ/ft)	Zero Sequence Impedance Reactance (μΩ/ft) ††	† Ampacity (Amps)	+/- Sequence Impedance Resistance (μΩ/ft)	+/- Sequence Impedance Reactance (μΩ/ft)
25kV 133% Copper Single Phase - Full Neutral																			
QP5010A	1 SOLID CU	320	13-#12	0.289	0.98	1.05	1.32	1101	11	202	333	33	333	34	264	333	33	333	34
QP6010A	1 AWG CU	320	13-#12	0.324	1.02	1.09	1.36	1134	11	204	337	32	337	32	265	337	32	337	32
QP7010A	1/0 SOLID CU	320	16-#12	0.325	1.02	1.09	1.36	1253	11	229	268	32	268	32	299	268	32	268	32
QP8010A	1/0 AWG CU	320	16-#12	0.364	1.06	1.15	1.42	1311	12	231	270	31	270	31	301	270	31	270	31
QP9010A	2/0 AWG CU	320	13-#10	0.408	1.10	1.19	1.51	1557	13	265	212	29	212	29	342	212	29	212	29
QPA010A	3/0 AWG CU	320	16-#10	0.458	1.15	1.24	1.56	1793	13	301	170	28	170	28	387	170	28	170	28
QPB010A	4/0 AWG CU	320	16-#9	0.515	1.21	1.30	1.64	2124	14	342	136	27	136	27	438	136	27	136	27
25kV 133% Copper Three Phase - One-Third Neutral																			
QP5000A	1 SOLID CU	320	7-#14	0.289	0.98	1.05	1.29	913	11	204	166	53	647	33	269	175	100	632	33
QP6000A	1 AWG CU	320	7-#14	0.324	1.02	1.09	1.33	945	11	204	170	52	652	32	269	179	98	637	32
QP7000A	1/0 SOLID CU	320	9-#14	0.325	1.02	1.09	1.33	1031	11	232	132	51	507	31	302	143	97	496	31
QP8000A	1/0 AWG CU	320	9-#14	0.364	1.06	1.15	1.39	1088	12	232	135	50	510	30	303	146	95	500	30
QP9000A	2/0 AWG CU	320	11-#14	0.408	1.10	1.19	1.43	1231	12	264	107	48	415	29	340	120	91	407	29
QPA000A	3/0 AWG CU	320	14-#14	0.458	1.15	1.24	1.48	1411	12	300	86	46	327	27	378	101	87	322	27
QPB000A	4/0 AWG CU	320	18-#14	0.515	1.21	1.30	1.54	1637	13	339	69	45	256	16	416	86	82	253	26
QPC000A	250 MCM CU	320	21-#14	0.561	1.26	1.35	1.59	1840	13	371	59	43	219	25	445	78	78	217	25
QPD000A	350 MCM CU	320	18-#12	0.664	1.37	1.46	1.79	2424	15	442	44	41	159	23	501	65	70	158	23
QPE000A	500 MCM CU	320	17-#10	0.794	1.50	1.59	1.96	3218	16	520	33	40	108	21	550	56	58	108	21
QPF000A	750 MCM CU	320	20-#9	0.974	1.68	1.80	2.20	4494	18	611	26	37	74	20	618	46	46	74	20
QPG000A	1000 MCM CU	320	21-#8	1.124	1.83	1.95	2.38	5696	20	665	23	34	56	18	676	40	38	55	18

† Ampacities are based on the following:

†† Zero Sequence Impedance considers all return in the neutral only.

Information Subject to Change without Notice.

PRODUCT NOTES:

▲ Items are Prysmian authorized stock. The above dimensions are approximate and subject to normal manufacturing tolerances. Single Phase Impedance Values Assume Full Return in the Metallic Shield.

Single Phase Operation (Full Neutral Design)

In Duct: One single cable in plastic duct, direct-buried, 105°C conductor temperature, 20°C ambient temperature, earth RHO of 90°C-cm/Watt, 100% load factor, 36 inch depth of burial, and shields short-circuited.
Direct Buried: One single cable, direct-buried, 105°C conductor temperature, 20°C ambient temperature, earth RHO of 90°C-cm/Watt, 100% load factor, 36 inch depth of burial, and shields short-circuited.

Three Phase Operation (1/3 Neutral Design)

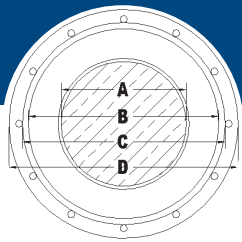
In Duct: Three single cables in plastic duct, direct-buried in a triangular configuration, 105°C conductor temperature, 20°C ambient temperature, earth RHO of 90°C-cm/Watt, 100% load factor, 36 inch depth of burial, and shields short-circuited.
Direct Buried: Three single cables, direct-buried, spaced 7.5 inches horizontally, 105°C conductor temperature, 20°C ambient temperature, earth RHO of 90°C-cm/Watt, 100% load factor, 36 inch depth of burial, and shields short-circuited.

‡ EPRONEX® EPR-insulated cables are capable of operating at 105°C. However, the maximum operating temperature of the cable should be based on the maximum operating temperature of the cable accessories to be used.



1-800-845-8507 (US)
1-800-263-4405 (West-CAN)
1-800-361-1418 (East-CAN)

www.prysmianusa.com
www.prysmiancanada.com



Product Number	Conductor	Insulation Thickness (mil/s)		Concentric Neutral		Conductor Diameter (in.)		Insulation Diameter (in.)		Insulation Shield Diameter (in.)		Jacket Diameter (in.)		Cable Weight (lbs/ft)	Minimum Bending Radius (in.)	† Ampacity (Amps)	‡105°C In Duct					‡105°C Direct Buried				
		(A)	(B)	(C)	(D)																					
35kV 100% Aluminum Single Phase - Full Neutral																										
QQP010A	1/0 SOLID AL	345	16-#14	0.325	1.07	1.16	1.40	963	12	183	435	35	435	35	234	435	35	435	35	234	435	35	435			
QQQ010A	1/0 AWG AL	345	16-#14	0.364	1.11	1.20	1.44	1001	12	184	440	34	440	34	236	440	34	440	34	236	440	34	440			
QQR010A	2/0 AWG AL	345	13-#12	0.408	1.15	1.24	1.51	1151	13	212	343	32	343	33	269	343	32	343	33	269	343	32	343			
QQS010A	3/0 AWG AL	345	16-#12	0.458	1.20	1.29	1.56	1282	13	240	275	31	275	31	305	275	31	275	31	305	275	31	275			
QQT010A	4/0 AWG AL	345	13-#10	0.515	1.26	1.35	1.72	1566	14	275	216	30	216	30	346	216	30	216	30	346	216	30	216			
QQU010A	250 MCM AL	345	16-#10	0.561	1.31	1.40	1.78	1755	15	305	179	28	179	28	380	179	28	179	28	380	179	28	179			
QQV010A	350 MCM AL	345	16-#9	0.664	1.42	1.51	1.90	2102	16	360	136	26	136	26	449	136	26	136	26	449	136	26	136			
35kV 100% Aluminum Three Phase - One-Third Neutral																										
QQP000A	1/0 SOLID AL	345	6-#14	0.325	1.07	1.16	1.40	846	12	183	217	54	775	35	236	223	98	756	35	236	223	98	756			
QQQ000A	1/0 AWG AL	345	6-#14	0.364	1.11	1.20	1.44	884	12	183	222	53	782	34	236	229	96	764	34	236	229	96	764			
QQR000A	2/0 AWG AL	345	7-#14	0.408	1.15	1.24	1.48	958	12	208	176	51	657	32	268	183	93	642	32	268	183	93	642			
QQS000A	3/0 AWG AL	345	9-#14	0.458	1.20	1.29	1.53	1056	13	237	139	49	514	31	302	149	90	503	31	302	149	90	503			
QQT000A	4/0 AWG AL	345	11-#14	0.515	1.26	1.35	1.59	1168	13	269	111	47	418	29	340	122	87	410	29	340	122	87	410			
QQU000A	250 MCM AL	345	13-#14	0.561	1.31	1.40	1.70	1341	14	295	95	47	354	28	367	107	84	348	28	367	107	84	348			
QQV000A	350 MCM AL	345	18-#14	0.664	1.42	1.51	1.80	1586	15	354	69	44	256	25	427	83	78	252	25	427	83	78	252			
QQW000A	500 MCM AL	345	16-#12	0.794	1.55	1.67	2.00	2021	16	426	50	42	180	24	491	67	70	178	24	491	67	70	178			
QQX000A	750 MCM AL	345	24-#12	0.974	1.73	1.85	2.19	2587	18	519	35	39	121	21	563	55	59	120	21	563	55	59	120			
QQY000A	1000 MCM AL	345	20-#10	1.124	1.88	2.00	2.38	3175	20	587	29	37	92	20	611	48	52	91	20	611	48	52	91			

† Ampacities are based on the following:

‡ Zero Sequence Impedance considers all return in the neutral only.

Information Subject to Change without Notice.

PRODUCT NOTES:

▲ Items are Prysmian authorized stock. The above dimensions are approximate and subject to normal manufacturing tolerances. Single Phase Impedance Values Assume Full Return in the Metallic Shield.

Single Phase Operation (Full Neutral Design)

In Duct: One single cable in plastic duct, direct-buried, 105°C conductor temperature, 20°C ambient temperature, earth RHO of 90°C-cm/Watt, 100% load factor, 36 inch depth of burial, and shields short-circuited.
Direct Buried: One single cable, direct-buried, 105°C conductor temperature, 20°C ambient temperature, earth RHO of 90°C-cm/Watt, 100% load factor, 36 inch depth of burial, and shields short-circuited.

Three Phase Operation (1/3 Neutral Design)

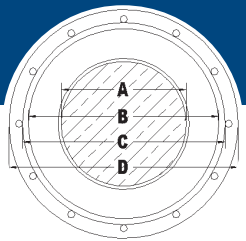
In Duct: Three single cables in plastic duct, direct-buried in a triangular configuration, 105°C conductor temperature, 20°C ambient temperature, earth RHO of 90°C-cm/Watt, 100% load factor, 36 inch depth of burial, and shields short-circuited.
Direct Buried: Three single cables, direct-buried, spaced 7.5 inches horizontally, 105°C conductor temperature, 20°C ambient temperature, earth RHO of 90°C-cm/Watt, 100% load factor, 36 inch depth of burial, and shields short-circuited.

‡ EPROTENAX® EPR-insulated cables are capable of operating at 105°C. However, the maximum operating temperature of the cable should be based on the maximum operating temperature of the cable accessories to be used.



1-800-845-8507 (US)
1-800-263-4405 (West-CAN)
1-800-361-1418 (East-CAN)

www.prysmianusa.com
www.prysmiancanada.com



Product Number	Conductor	Insulation Thickness (mils)		Concentric Neutral		Conductor Diameter (in.)		Insulation Diameter (in.)		Insulation Shield Diameter (in.)		Jacket Diameter (in.)		Cable Weight (lbs/ft)	Minimum Bending Radius (in.)	† Ampacity (Amps)	‡105°C In Duct					‡105°C Direct Buried				
		(A)	(B)	(C)	(D)																					
35kV 100% Copper Single Phase - Full Neutral																										
QQ7010A	1/0 SOLID CU	345	16-#12	0.325	1.07	1.16	1.43	1327	12	234	268	36	268	36	298	268	36	268	36							
QQ8010A	1/0 AWG CU	345	16-#12	0.364	1.11	1.20	1.47	1366	12	236	270	34	270	35	300	270	34	270	35							
QQ9010A	2/0 AWG CU	345	13-#10	0.408	1.15	1.24	1.56	1614	13	270	212	33	212	33	341	212	33	212	33							
QQA010A	3/0 AWG CU	345	16-#10	0.458	1.20	1.29	1.61	1853	13	306	170	31	170	31	386	170	31	170	31							
QQB010A	4/0 AWG CU	345	16-#9	0.515	1.26	1.35	1.75	2252	14	348	136	30	136	30	434	136	30	136	30							
35kV 100% Copper Three Phase - One-Third Neutral																										
QQ7000A	1/0 SOLID CU	345	9-#14	0.325	1.07	1.16	1.40	1104	12	235	132	54	504	35	299	142	97	492	35							
QQ8000A	1/0 AWG CU	345	9-#14	0.364	1.11	1.20	1.44	1142	12	235	134	53	507	34	300	144	95	496	34							
QQ9000A	2/0 AWG CU	345	11-#14	0.408	1.15	1.24	1.48	1286	12	267	107	51	413	32	337	119	92	404	32							
QQA000A	3/0 AWG CU	345	14-#14	0.458	1.20	1.29	1.53	1469	13	302	86	49	326	31	376	99	88	320	31							
QQB000A	4/0 AWG CU	345	18-#14	0.515	1.26	1.35	1.59	1697	13	342	69	47	255	29	415	85	83	251	29							
QQC000A	250 MCM CU	345	21-#14	0.561	1.31	1.40	1.70	1965	14	375	59	47	218	28	443	76	79	216	28							
QQD000A	350 MCM CU	345	18-#12	0.664	1.42	1.51	1.84	2493	15	445	44	44	159	26	501	64	71	158	26							
QQE000A	500 MCM CU	345	17-#10	0.794	1.55	1.67	2.04	3340	17	525	33	42	108	24	557	54	60	107	24							
QQF000A	750 MCM CU	345	20-#9	0.974	1.73	1.85	2.25	4578	19	616	26	39	74	22	624	45	48	74	22							
QQG000A	1000 MCM CU	345	21-#8	1.124	1.88	2.00	2.43	5787	20	671	23	36	56	20	682	39	40	55	20							

† Ampacities are based on the following:

‡ Zero Sequence Impedance considers all return in the neutral only.

Information Subject to Change without Notice.

PRODUCT NOTES:

▲ Items are Prysmian authorized stock. The above dimensions are approximate and subject to normal manufacturing tolerances. Single Phase Impedance Values Assume Full Return in the Metallic Shield.

Single Phase Operation (Full Neutral Design)

In Duct: One single cable in plastic duct, direct-buried, 105°C conductor temperature, 20°C ambient temperature, earth RHO of 90°C-cm/Watt, 100% load factor, 36 inch depth of burial, and shields short-circuited.
Direct Buried: One single cable, direct-buried, 105°C conductor temperature, 20°C ambient temperature, earth RHO of 90°C-cm/Watt, 100% load factor, 36 inch depth of burial, and shields short-circuited.

Three Phase Operation (1/3 Neutral Design)

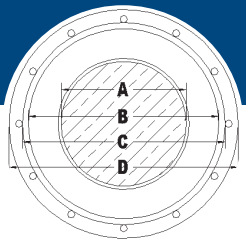
In Duct: Three single cables in plastic duct, direct-buried in a triangular configuration, 105°C conductor temperature, 20°C ambient temperature, earth RHO of 90°C-cm/Watt, 100% load factor, 36 inch depth of burial, and shields short-circuited.
Direct Buried: Three single cables, direct-buried, spaced 7.5 inches horizontally, 105°C conductor temperature, 20°C ambient temperature, earth RHO of 90°C-cm/Watt, 100% load factor, 36 inch depth of burial, and shields short-circuited.

‡ EPROTENAX® EPR-insulated cables are capable of operating at 105°C. However, the maximum operating temperature of the cable should be based on the maximum operating temperature of the cable accessories to be used.



1-800-845-8507 (US)
1-800-263-4405 (West-CAN)
1-800-361-1418 (East-CAN)

www.prysmianusa.com
www.prysmiancanada.com



Product Number	Conductor	Insulation Thickness (mil/s)		Concentric Neutral		Conductor Diameter (in.)		Insulation Diameter (in.)		Insulation Shield Diameter (in.)		Jacket Diameter (in.)		Cable Weight (lbs/ft)	Minimum Bending Radius (in.)	† Ampacity (Amps)	‡105°C In Duct					‡105°C Direct Buried				
		(A)	(B)	(C)	(D)																					
35kV 133% Aluminum Single Phase - Full Neutral																										
QRP010A	1/0 SOLID AL	420	16-#14	0.325	1.22	1.31	1.55	1131	13	183	435	35	435	35	234	435	35	435	35	234	435	35	435			
QRQ010A	1/0 AWG AL	420	16-#14	0.364	1.26	1.35	1.59	1173	13	184	440	34	440	34	236	440	34	440	34	236	440	34	440			
QRR010A	2/0 AWG AL	420	13-#12	0.408	1.30	1.39	1.72	1396	14	212	343	32	343	33	269	343	32	343	32	269	343	32	343			
QRS010A	3/0 AWG AL	420	16-#12	0.458	1.35	1.44	1.77	1535	15	240	275	31	275	31	305	275	31	275	31	305	275	31	275			
QRT010A	4/0 AWG AL	420	13-#10	0.515	1.41	1.50	1.87	1769	15	275	216	30	216	30	346	216	30	216	29	346	216	30	216			
QRU010A	250 MCM AL	420	16-#10	0.561	1.46	1.55	1.93	1965	16	305	179	28	179	28	380	179	28	179	28	380	179	28	179			
QRV010A	350 MCM AL	420	16-#9	0.664	1.57	1.69	2.08	2374	17	360	136	26	136	26	449	136	26	136	26	449	136	26	136			
35kV 133% Aluminum Three Phase - One-Third Neutral																										
QRP000A	1/0 SOLID AL	420	6-#14	0.325	1.22	1.31	1.55	1014	13	183	217	54	775	35	236	223	98	756	35	236	223	98	756			
QRQ000A	1/0 AWG AL	420	6-#14	0.364	1.26	1.35	1.59	1056	13	183	222	53	782	34	236	229	96	764	34	236	229	96	764			
QRR000A	2/0 AWG AL	420	7-#14	0.408	1.30	1.39	1.63	1136	14	208	176	51	657	32	268	183	93	642	32	268	183	93	642			
QRS000A	3/0 AWG AL	420	9-#14	0.458	1.35	1.44	1.74	1304	14	237	139	49	514	31	302	149	90	503	31	302	149	90	503			
QRT000A	4/0 AWG AL	420	11-#14	0.515	1.41	1.50	1.80	1425	15	269	111	47	418	29	340	122	87	410	29	340	122	87	410			
QRU000A	250 MCM AL	420	13-#14	0.561	1.46	1.55	1.85	1543	15	295	95	47	354	28	367	107	84	348	28	367	107	84	348			
QRV000A	350 MCM AL	420	18-#14	0.664	1.57	1.69	1.98	1847	16	354	69	44	256	25	427	83	78	252	25	427	83	78	252			
QRW000A	500 MCM AL	420	16-#12	0.794	1.70	1.82	2.15	2257	18	426	50	42	180	24	491	67	70	178	24	491	67	70	178			
QRX000A	750 MCM AL	420	24-#12	0.974	1.88	2.00	2.34	2846	19	519	35	39	121	21	563	55	59	120	21	563	55	59	120			
QRY000A	1000 MCM AL	420	20-#10	1.124	2.03	2.15	2.53	3455	21	587	29	37	92	20	611	48	52	91	20	611	48	52	91			

† Ampacities are based on the following:

‡ Zero Sequence Impedance considers all return in the neutral only.

Information Subject to Change without Notice.

PRODUCT NOTES:

▲ Items are Prysmian authorized stock. The above dimensions are approximate and subject to normal manufacturing tolerances. Single Phase Impedance Values Assume Full Return in the Metallic Shield.

Single Phase Operation (Full Neutral Design)

In Duct: One single cable in plastic duct, direct-buried, 105°C conductor temperature, 20°C ambient temperature, earth RHO of 90°C-cm/Watt, 100% load factor, 36 inch depth of burial, and shields short-circuited.
Direct Buried: One single cable, direct-buried, 105°C conductor temperature, 20°C ambient temperature, earth RHO of 90°C-cm/Watt, 100% load factor, 36 inch depth of burial, and shields short-circuited.

Three Phase Operation (1/3 Neutral Design)

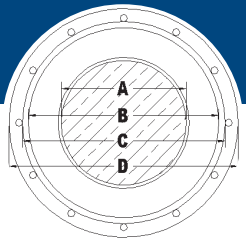
In Duct: Three single cables in plastic duct, direct-buried in a triangular configuration, 105°C conductor temperature, 20°C ambient temperature, earth RHO of 90°C-cm/Watt, 100% load factor, 36 inch depth of burial, and shields short-circuited.
Direct Buried: Three single cables, direct-buried, spaced 7.5 inches horizontally, 105°C conductor temperature, 20°C ambient temperature, earth RHO of 90°C-cm/Watt, 100% load factor, 36 inch depth of burial, and shields short-circuited.

‡ EPROTENAX® EPR-insulated cables are capable of operating at 105°C. However, the maximum operating temperature of the cable should be based on the maximum operating temperature of the cable accessories to be used.



1-800-845-8507 (US)
1-800-263-4405 (West-CAN)
1-800-361-1418 (East-CAN)

www.prysmianusa.com
www.prysmiancanada.com



Product Number	Conductor	Insulation Thickness (mil/s)	Concentric Neutral	Conductor Diameter (in.)				Insulation Diameter (in.)				Cable Weight (lbs/ft)	Minimum Bending Radius (in.)	±105°C In Duct				±105°C Direct Buried			
				(A)	(B)	(C)	(D)	† Ampacity (Amps)	± Sequence Impedance Resistance (μΩ/ft)	± Sequence Impedance Reactance (μΩ/ft)	Zero Sequence Impedance Resistance (μΩ/ft) ††			Zero Sequence Impedance Reactance (μΩ/ft) ††	† Ampacity (Amps)	± Sequence Impedance Resistance (μΩ/ft)	± Sequence Impedance Reactance (μΩ/ft)	Zero Sequence Impedance Resistance (μΩ/ft) ††	Zero Sequence Impedance Reactance (μΩ/ft) ††		
35kV 133% Copper Single Phase - Full Neutral																					
QR7010A	1/0 SOLID CU	420	16-#12	0.325	1.22	1.31	1.58	1498	13	234	268	36	268	36	298	268	36	268	36		
QR8010A	1/0 AWG CU	420	16-#12	0.364	1.26	1.35	1.62	1542	13	236	270	34	270	35	300	270	34	270	35		
QR9010A	2/0 AWG CU	420	13-#10	0.408	1.30	1.39	1.77	1865	15	270	212	33	212	33	341	212	33	212	33		
QRA010A	3/0 AWG CU	420	16-#10	0.458	1.35	1.44	1.82	2111	15	306	170	31	170	31	386	170	31	170	31		
QRB010A	4/0 AWG CU	420	16-#9	0.515	1.41	1.50	1.90	2457	16	348	136	30	136	30	434	136	30	136	30		
35kV 133% Copper Three Phase - One-Third Neutral																					
QR7000A	1/0 SOLID CU	420	9-#14	0.325	1.22	1.31	1.55	1272	13	235	132	54	504	35	299	142	97	492	35		
QR8000A	1/0 AWG CU	420	9-#14	0.364	1.26	1.35	1.59	1314	13	235	134	53	507	34	300	144	95	496	34		
QR9000A	2/0 AWG CU	420	11-#14	0.408	1.30	1.39	1.63	1463	14	267	107	51	413	32	337	119	92	404	32		
QRA000A	3/0 AWG CU	420	14-#14	0.458	1.35	1.44	1.74	1717	14	302	86	49	326	31	376	99	88	320	31		
QRB000A	4/0 AWG CU	420	18-#14	0.515	1.41	1.50	1.80	1954	15	342	69	47	255	29	415	85	83	251	29		
QRC000A	250 MCM CU	420	21-#14	0.561	1.46	1.55	1.85	2167	15	375	59	47	218	28	443	76	79	216	28		
QRD000A	350 MCM CU	420	18-#12	0.664	1.57	1.69	2.02	2757	17	445	44	44	159	26	501	64	71	158	26		
QRE000A	500 MCM CU	420	17-#10	0.794	1.70	1.82	2.19	3580	18	525	33	42	108	24	557	54	60	107	24		
QRF000A	750 MCM CU	420	20-#9	0.974	1.88	2.00	2.40	4843	20	616	26	39	74	22	624	45	48	74	22		
QRG0001A	1000 MCM CU	420	21-#8	1.124	2.03	2.15	2.58	6073	21	671	23	36	56	20	682	39	40	55	20		

† Ampacities are based on the following:

†† Zero Sequence Impedance considers all return in the neutral only.

Information Subject to Change without Notice.

PRODUCT NOTES:

▲ Items are Prysmian authorized stock. The above dimensions are approximate and subject to normal manufacturing tolerances. Single Phase Impedance Values Assume Full Return in the Metallic Shield.

Single Phase Operation (Full Neutral Design)

In Duct: One single cable in plastic duct, direct-buried, 105°C conductor temperature, 20°C ambient temperature, earth RHO of 90°C-cm/Watt, 100% load factor, 36 inch depth of burial, and shields short-circuited.
Direct Buried: One single cable, direct-buried, 105°C conductor temperature, 20°C ambient temperature, earth RHO of 90°C-cm/Watt, 100% load factor, 36 inch depth of burial, and shields short-circuited.

Three Phase Operation (1/3 Neutral Design)

In Duct: Three single cables in plastic duct, direct-buried in a triangular configuration, 105°C conductor temperature, 20°C ambient temperature, earth RHO of 90°C-cm/Watt, 100% load factor, 36 inch depth of burial, and shields short-circuited.
Direct Buried: Three single cables, direct-buried, spaced 7.5 inches horizontally, 105°C conductor temperature, 20°C ambient temperature, earth RHO of 90°C-cm/Watt, 100% load factor, 36 inch depth of burial, and shields short-circuited.

‡ EPROTENAX® EPR-insulated cables are capable of operating at 105°C. However, the maximum operating temperature of the cable should be based on the maximum operating temperature of the cable accessories to be used.



1-800-845-8507 (US)
1-800-263-4405 (West-CAN)
1-800-361-1418 (East-CAN)

www.prysmianusa.com
www.prysmiancanada.com