

Description

Single conductor cable with aluminum or copper conductors, triple extruded insulation system consisting of a thermosetting semiconducting conductor shield, high dielectric strength VOLTALENE™ TRXLPE insulation, thermosetting semiconducting insulation shield, copper concentric neutral wires, black encapsulating linear low-density polyethylene (LLDPE) jacket.

Specifications

Ratings

ICEA ICEA S-94-649

AEIC AEIC CS8

For 90°C continuous, 130°C emergency, 250°C short-circuit operation.



Design Parameters

Conductor

- Solid or Class B Compressed concentric strand Aluminum alloy 1350 or soft drawn annealed copper per ASTM.

Conductor Shield

- Extruded thermosetting semiconducting shield which is free stripping from the conductor and bonded to the insulation.

Insulation

- Natural high dielectric strength VOLTALENE™ TRXLPE insulation, exhibiting an optimum balance of mechanical and electrical properties, insuring resistance to treeing.

Insulation Shield

- Extruded thermosetting semiconducting shield with controlled adhesion to the insulation providing the required balance between electrical integrity and ease of stripping.

Metallic Shield

- Solid bare copper wires, helically applied and uniformly spaced.

Jacket

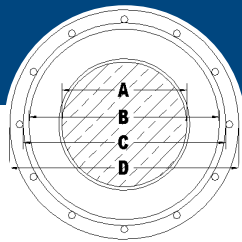
- Black insulating sunlight resistant linear low density polyethylene encapsulating the neutral wires with three extruded red stripes and NESC lightning bolt symbol.

Options

- Black LLDPE jacket with no stripes
- Black PVC jacket sleeved over separator tape
- No jacket
- Multiplex cables
- Tinned round or flat strap neutrals
- Strandseal®
- Compact stranded conductors
- Super smooth conductor shield
- UL Rating if Required
- 46kV
- REA/RUS U-1 where applicable

Installations

- | | |
|------------------|-----------------|
| Conduit in Air | Direct Buried |
| Underground Duct | Isolated in Air |
| Wet Locations | Dry Locations |
| With Messenger | Utility Primary |



TRXLPE URD

5kV 100%

Product Number	Conductor	Insulation Thickness (mil/s)	Concentric Neutral	Conductor Diameter (in.)				Jacket Diameter (in.)	Cable Weight (lbs/ft)	Minimum Bending Radius (in.)	90°C In Duct					90°C Direct Buried				
				(A)	(B)	(C)	(D)				+/- Sequence Impedance Resistance (μΩ/ft)	+/- Sequence Impedance Reactance (μΩ/ft)	Zero Sequence Impedance Resistance (μΩ/ft)	Zero Sequence Impedance Reactance (μΩ/ft)	+/- Ampacity (Amps)	+/- Sequence Impedance Resistance (μΩ/ft)	+/- Sequence Impedance Reactance (μΩ/ft)	Zero Sequence Impedance Resistance (μΩ/ft)	Zero Sequence Impedance Reactance (μΩ/ft)	+/- Ampacity (Amps)
5kV 100% Aluminum Single Phase - Full Neutral																				
Q4L010A	2 SOLID AL	90	10-#14	0.258	0.48	0.55	0.79	360	7	119	663	24	663	25	169	663	24	663	25	
Q4M010A	2 AWG AL	90	10-#14	0.284	0.51	0.58	0.82	375	7	120	669	25	669	25	170	669	25	669	25	
Q4N010A	1 SOLID AL	90	13-#14	0.289	0.52	0.58	0.82	422	7	136	518	23	518	23	193	518	23	518	23	
Q4O010A	1 AWG AL	90	13-#14	0.324	0.55	0.62	0.86	439	7	138	523	22	523	22	195	523	22	523	22	
Q4P010A	1/0 SOLID AL	90	16-#14	0.325	0.55	0.62	0.86	490	7	155	415	22	415	22	219	415	22	415	22	
Q4Q010A	1/0 AWG AL	90	16-#14	0.364	0.59	0.66	0.90	509	8	156	420	21	420	21	220	420	21	420	21	
Q4R010A	2/0 AWG AL	90	13-#12	0.408	0.63	0.70	0.97	627	8	181	328	21	328	20	251	328	21	328	20	
Q4S010A	3/0 AWG AL	90	16-#12	0.458	0.68	0.75	1.02	736	9	206	263	20	263	19	285	263	20	263	19	
Q4T010A	4/0 AWG AL	90	13-#10	0.515	0.74	0.81	1.12	914	9	237	207	19	207	19	323	207	19	207	19	
Q4U010A	250 MCM AL	90	16-#10	0.561	0.80	0.86	1.18	1076	10	264	171	18	171	18	358	171	18	171	18	
Q4V010A	350 MCM AL	90	16-#9	0.664	0.90	0.97	1.30	1362	11	314	130	17	130	17	421	130	17	130	17	
5kV 100% Aluminum Three Phase - One-Third Neutral																				
Q4L000A	2 SOLID AL	90	6-#14	0.258	0.48	0.55	0.79	313	7	123	329	46	876	25	178	340	103	864	25	
Q4M000A	2 AWG AL	90	6-#14	0.284	0.51	0.58	0.82	329	7	123	335	46	883	25	179	346	102	872	25	
Q4N000A	1 SOLID AL	90	6-#14	0.289	0.52	0.58	0.82	340	7	140	261	45	809	23	202	272	100	798	23	
Q4O000A	1 AWG AL	90	6-#14	0.324	0.55	0.62	0.86	357	7	140	266	44	815	22	203	276	98	804	22	
Q4P000A	1/0 SOLID AL	90	6-#14	0.325	0.55	0.62	0.86	373	7	159	207	43	756	22	229	217	98	746	22	
Q4Q000A	1/0 AWG AL	90	6-#14	0.364	0.59	0.66	0.90	393	8	160	212	42	762	21	229	222	96	752	21	
Q4R000A	2/0 AWG AL	90	7-#14	0.408	0.63	0.70	0.94	447	8	182	168	40	640	20	258	179	93	632	20	
Q4S000A	3/0 AWG AL	90	9-#14	0.458	0.68	0.75	0.99	522	8	208	133	39	500	19	290	146	89	495	19	
Q4T000A	4/0 AWG AL	90	11-#14	0.515	0.74	0.81	1.05	608	9	237	107	38	407	18	323	122	85	403	18	
Q4U000A	250 MCM AL	90	13-#14	0.561	0.80	0.86	1.10	693	9	261	91	37	344	17	348	107	82	342	17	
Q4V000A	350 MCM AL	90	18-#14	0.664	0.90	0.97	1.20	887	10	314	66	35	249	15	399	86	75	247	15	
Q4W000A	500 MCM AL	90	16-#12	0.794	1.03	1.12	1.39	1219	12	381	48	34	175	15	449	70	66	174	15	
Q4X000A	750 MCM AL	90	24-#12	0.974	1.22	1.30	1.58	1691	13	464	34	32	117	14	505	58	54	117	14	
Q4Y000A	1000 MCM AL	90	20-#10	1.124	1.37	1.45	1.83	2255	15	522	29	31	89	13	541	51	45	88	13	

†Ampacities are based on the following:

Information Subject to Change without Notice.

PRODUCT NOTES:

▲ Items are Prysmian authorized stock.
The above dimensions are approximate and subject to normal manufacturing tolerances.
Single Phase Impedance Values Assume Full Return in the Metallic Shield.

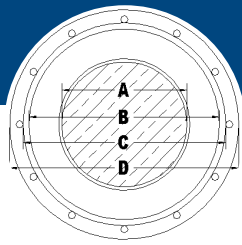
Single Phase Operation (Full Neutral Design)

In Duct: One single cable in plastic duct, direct-buried, 90°C conductor temperature, 20°C ambient temperature, earth RHO of 90°C-cm/Watt, 100% load factor, 36 inch depth of burial, and shields short-circuited.
Direct Buried: One single cable, direct-buried, 90°C conductor temperature, 20°C ambient temperature, earth RHO of 90°C-cm/Watt, 100% load factor, 36 inch depth of burial, and shields short-circuited.

Three Phase Operation (1/3 Neutral Design)

In Duct: Three single cables in plastic duct, direct-buried in a triangular configuration, 90°C conductor temperature, 20°C ambient temperature, earth RHO of 90°C-cm/Watt, 100% load factor, 36 inch depth of burial, and shields short-circuited.
Direct Buried: Three single cables, direct-buried, spaced 7.5 inches horizontally, 90°C conductor temperature, 20°C ambient temperature, earth RHO of 90°C-cm/Watt, 100% load factor, 36 inch depth of burial, and shields short-circuited.





TRXLPE URD

5kV 100%

Product Number	Conductor	Insulation Thickness (mil/s)	Concentric Neutral	Conductor Diameter (in.)				Jacket Diameter (in.)	Cable Weight (lbs/ft)	Minimum Bending Radius (in.)	90°C In Duct					90°C Direct Buried				
				(A)	(B)	(C)	(D)				+ Ampacity (Amps)	+/- Sequence Impedance Resistance (μΩ/ft)	+/- Sequence Impedance Reactance (μΩ/ft)	Zero Sequence Impedance Resistance (μΩ/ft)	Zero Sequence Impedance Reactance (μΩ/ft)	+ Ampacity (Amps)	+/- Sequence Impedance Resistance (μΩ/ft)	+/- Sequence Impedance Reactance (μΩ/ft)	Zero Sequence Impedance Resistance (μΩ/ft)	Zero Sequence Impedance Reactance (μΩ/ft)
5kV 100% Copper Single Phase - Full Neutral																				
Q43010A	2 SOLID CU	90	16-#14	0.258	0.48	0.55	0.79	570	7	152	408	25	408	25	215	408	25	408	25	
Q44010A	2 AWG CU	90	16-#14	0.284	0.51	0.58	0.82	584	7	153	412	25	412	25	217	412	25	412	25	
Q45010A	1 SOLID CU	90	13-#12	0.289	0.52	0.58	0.85	704	7	175	318	24	318	24	245	318	24	318	24	
Q46010A	1 AWG CU	90	13-#12	0.324	0.55	0.62	0.89	724	8	176	322	23	322	23	247	322	23	322	23	
Q47010A	1/0 SOLID CU	90	16-#12	0.325	0.55	0.62	0.89	841	8	198	256	23	256	22	277	256	23	256	22	
Q48010A	1/0 AWG CU	90	16-#12	0.364	0.59	0.66	0.93	862	8	200	258	22	258	22	280	258	22	258	22	
Q49010A	2/0 AWG CU	90	13-#10	0.408	0.63	0.70	1.02	1076	9	231	203	22	203	21	317	203	22	203	21	
Q4A010A	3/0 AWG CU	90	16-#10	0.458	0.68	0.75	1.07	1291	9	262	163	20	163	20	359	163	20	163	20	
Q4B010A	4/0 AWG CU	90	16-#9	0.515	0.74	0.81	1.15	1590	10	300	130	20	130	19	407	130	20	130	19	
5kV 100% Copper Three Phase - One-Third Neutral																				
Q43000A	2 SOLID CU	90	6-#14	0.258	0.48	0.55	0.79	453	7	157	200	46	747	25	227	211	103	735	25	
Q44000A	2 AWG CU	90	6-#14	0.284	0.51	0.58	0.82	468	7	158	203	46	752	25	228	214	102	740	25	
Q45000A	1 SOLID CU	90	7-#14	0.289	0.52	0.58	0.82	527	7	179	159	44	628	23	256	171	100	619	23	
Q46000A	1 AWG CU	90	7-#14	0.324	0.55	0.62	0.86	545	7	180	162	44	633	22	256	174	98	624	22	
Q47000A	1/0 SOLID CU	90	9-#14	0.325	0.55	0.62	0.86	630	7	204	126	43	492	22	286	141	96	485	22	
Q48000A	1/0 AWG CU	90	9-#14	0.364	0.59	0.66	0.90	651	8	205	129	42	495	21	287	143	94	489	21	
Q49000A	2/0 AWG CU	90	11-#14	0.408	0.63	0.70	0.94	775	8	233	103	40	402	20	320	119	90	398	20	
Q4A000A	3/0 AWG CU	90	14-#14	0.458	0.68	0.75	0.99	934	8	265	82	39	317	19	353	101	85	314	19	
Q4B000A	4/0 AWG CU	90	18-#14	0.515	0.74	0.81	1.05	1136	9	301	66	38	248	18	385	88	79	247	18	
Q4C000A	250 MCM CU	90	21-#14	0.561	0.80	0.86	1.10	1317	9	330	57	36	212	17	409	80	75	211	17	
Q4D000A	350 MCM CU	90	18-#12	0.664	0.90	0.97	1.24	1780	10	393	42	35	154	16	452	68	65	154	16	
Q4E000A	500 MCM CU	90	17-#10	0.794	1.03	1.12	1.43	2521	12	464	32	34	105	15	494	58	53	104	15	
Q4F000A	750 MCM CU	90	20-#9	0.974	1.22	1.30	1.70	3718	14	540	26	35	72	14	552	48	40	71	14	
Q4G000A	1000 MCM CU	90	21-#8	1.124	1.37	1.45	1.88	4847	16	586	23	29	54	13	607	41	31	53	13	

†Ampacities are based on the following:

Information Subject to Change without Notice.

PRODUCT NOTES:

▲ Items are Prysmian authorized stock.
The above dimensions are approximate and subject to normal manufacturing tolerances.
Single Phase Impedance Values Assume Full Return in the Metallic Shield.

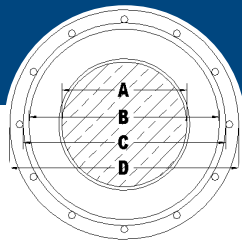
Single Phase Operation (Full Neutral Design)

In Duct: One single cable in plastic duct, direct-buried, 90°C conductor temperature, 20°C ambient temperature, earth RHO of 90°C-cm/Watt, 100% load factor, 36 inch depth of burial, and shields short-circuited.
Direct Buried: One single cable, direct-buried, 90°C conductor temperature, 20°C ambient temperature, earth RHO of 90°C-cm/Watt, 100% load factor, 36 inch depth of burial, and shields short-circuited.

Three Phase Operation (1/3 Neutral Design)

In Duct: Three single cables in plastic duct, direct-buried in a triangular configuration, 90°C conductor temperature, 20°C ambient temperature, earth RHO of 90°C-cm/Watt, 100% load factor, 36 inch depth of burial, and shields short-circuited.
Direct Buried: Three single cables, direct-buried, spaced 7.5 inches horizontally, 90°C conductor temperature, 20°C ambient temperature, earth RHO of 90°C-cm/Watt, 100% load factor, 36 inch depth of burial, and shields short-circuited.





TRXLPE URD

5kV 133%

Product Number	Conductor	Insulation Thickness (mil/s)	Concentric Neutral	Conductor Diameter (in.)				Cable Weight (lbs/ft)	Minimum Bending Radius (in.)	90°C In Duct						90°C Direct Buried					
				(A)	(B)	(C)	(D)			+/- Sequence Impedance Resistance (μΩ/ft)	+/- Sequence Impedance Reactance (μΩ/ft)	Zero Sequence Impedance Resistance (μΩ/ft)	Zero Sequence Impedance Reactance (μΩ/ft)	+/- Sequence Impedance Resistance (μΩ/ft)	+/- Sequence Impedance Reactance (μΩ/ft)	Zero Sequence Impedance Resistance (μΩ/ft)	Zero Sequence Impedance Reactance (μΩ/ft)				
5kV 133% Aluminum Single Phase - Full Neutral																					
Q5L010A	2 SOLID AL	115	10-#14	0.258	0.53	0.60	0.84	386	7	119	663	24	663	25	169	663	24	663	25		
Q5M010A	2 AWG AL	115	10-#14	0.284	0.56	0.63	0.87	402	7	120	669	25	669	25	170	669	25	669	25		
Q5N010A	1 SOLID AL	115	13-#14	0.289	0.57	0.63	0.87	449	7	136	518	23	518	23	193	518	23	518	23		
Q5O010A	1 AWG AL	115	13-#14	0.324	0.60	0.67	0.91	467	8	138	523	22	523	22	195	523	22	523	22		
Q5P010A	1/0 SOLID AL	115	16-#14	0.325	0.60	0.67	0.91	518	8	155	415	22	415	22	219	415	22	415	22		
Q5Q010A	1/0 AWG AL	115	16-#14	0.364	0.64	0.71	0.95	539	8	156	420	21	420	21	220	420	21	420	21		
Q5R010A	2/0 AWG AL	115	13-#12	0.408	0.68	0.75	1.02	659	9	181	328	21	328	20	251	328	21	328	20		
Q5S010A	3/0 AWG AL	115	16-#12	0.458	0.73	0.80	1.07	769	9	206	263	20	263	19	285	263	20	263	19		
Q5T010A	4/0 AWG AL	115	13-#10	0.515	0.79	0.86	1.17	951	10	237	207	19	207	19	323	207	19	207	19		
Q5U010A	250 MCM AL	115	16-#10	0.561	0.85	0.91	1.23	1115	10	264	171	18	171	18	358	171	18	171	18		
Q5V010A	350 MCM AL	115	16-#9	0.664	0.95	1.02	1.35	1405	11	314	130	17	130	17	421	130	17	130	17		
5kV 133% Aluminum Three Phase - One-Third Neutral																					
Q5L000A	2 SOLID AL	115	6-#14	0.258	0.53	0.60	0.84	339	7	123	329	46	876	25	178	340	103	864	25		
Q5M000A	2 AWG AL	115	6-#14	0.284	0.56	0.63	0.87	356	7	123	335	46	883	25	179	346	102	872	25		
Q5N000A	1 SOLID AL	115	6-#14	0.289	0.57	0.63	0.87	367	7	140	261	45	809	23	202	272	100	798	23		
Q5O000A	1 AWG AL	115	6-#14	0.324	0.60	0.67	0.91	385	8	140	266	44	815	22	203	276	98	804	22		
Q5P000A	1/0 SOLID AL	115	6-#14	0.325	0.60	0.67	0.91	401	8	159	207	43	756	22	229	217	98	746	22		
Q5Q000A	1/0 AWG AL	115	6-#14	0.364	0.64	0.71	0.95	422	8	160	212	42	762	21	229	222	96	752	21		
Q5R000A	2/0 AWG AL	115	7-#14	0.408	0.68	0.75	0.99	478	8	182	168	40	640	20	258	179	93	632	20		
Q5S000A	3/0 AWG AL	115	9-#14	0.458	0.73	0.80	1.04	554	9	208	133	39	500	19	290	146	89	495	19		
Q5T000A	4/0 AWG AL	115	11-#14	0.515	0.79	0.86	1.10	642	9	237	107	38	407	18	323	122	85	403	18		
Q5U000A	250 MCM AL	115	13-#14	0.561	0.85	0.91	1.15	729	10	261	91	37	344	17	348	107	82	342	17		
Q5V000A	350 MCM AL	115	18-#14	0.664	0.95	1.02	1.25	926	11	314	66	35	249	15	399	86	75	247	15		
Q5W000A	500 MCM AL	115	16-#12	0.794	1.08	1.17	1.44	1264	12	381	48	34	175	15	449	70	66	174	15		
Q5X000A	750 MCM AL	115	24-#12	0.974	1.27	1.35	1.63	1742	14	464	34	32	117	14	505	58	54	117	14		
Q5Y000A	1000 MCM AL	115	20-#10	1.124	1.42	1.50	1.88	2314	16	522	29	31	89	13	541	51	45	88	13		

†Ampacities are based on the following:

PRODUCT NOTES:

▲ Items are Prysmian authorized stock.
The above dimensions are approximate and subject to normal manufacturing tolerances.
Single Phase Impedance Values Assume Full Return in the Metallic Shield.

Single Phase Operation (Full Neutral Design)

In Duct: One single cable in plastic duct, direct-buried, 90°C conductor temperature, 20°C ambient temperature, earth RHO of 90°C-cm/Watt, 100% load factor, 36 inch depth of burial, and shields short-circuited.
Direct Buried: One single cable, direct-buried, 90°C conductor temperature, 20°C ambient temperature, earth RHO of 90°C-cm/Watt, 100% load factor, 36 inch depth of burial, and shields short-circuited.

Three Phase Operation (1/3 Neutral Design)

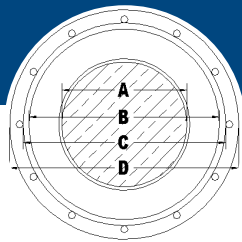
In Duct: Three single cables in plastic duct, direct-buried in a triangular configuration, 90°C conductor temperature, 20°C ambient temperature, earth RHO of 90°C-cm/Watt, 100% load factor, 36 inch depth of burial, and shields short-circuited.
Direct Buried: Three single cables, direct-buried, spaced 7.5 inches horizontally, 90°C conductor temperature, 20°C ambient temperature, earth RHO of 90°C-cm/Watt, 100% load factor, 36 inch depth of burial, and shields short-circuited.

Information Subject to Change without Notice.



1-800-845-8507 (US)
1-800-263-4405 (West-CAN)
1-800-361-1418 (East-CAN)

www.prysmianusa.com
www.prysmiancanada.com



TRXLPE URD

5kV 133%

Product Number	Conductor	Insulation Thickness (mils)		Concentric Neutral		Conductor Diameter (in.)		Insulation Diameter (in.)		Jacket Diameter (in.)		Cable Weight (lbs/ft)	Minimum Bending Radius (in.)	90°C In Duct				90°C Direct Buried			
				(A)	(B)	(C)	(D)			+/- Sequence Impedance Resistance ($\mu\Omega/ft$)	+/- Sequence Impedance Reactance ($\mu\Omega/ft$)			Zero Sequence Impedance Resistance ($\mu\Omega/ft$)	Zero Sequence Impedance Reactance ($\mu\Omega/ft$)	+/- Ampacity (Amps)	+/- Sequence Impedance Resistance ($\mu\Omega/ft$)	+/- Sequence Impedance Reactance ($\mu\Omega/ft$)	Zero Sequence Impedance Resistance ($\mu\Omega/ft$)	Zero Sequence Impedance Reactance ($\mu\Omega/ft$)	
5kV 133% Copper Single Phase - Full Neutral																					
Q53010A	2 SOLID CU	115	16-#14	0.258	0.53	0.60	0.84	596	7	152	408	25	408	25	215	408	25	408	25		
Q54010A	2 AWG CU	115	16-#14	0.284	0.56	0.63	0.87	611	7	153	412	25	412	25	217	412	25	412	25		
Q55010A	1 SOLID CU	115	13-#12	0.289	0.57	0.63	0.90	732	8	175	318	24	318	24	245	318	24	318	24		
Q56010A	1 AWG CU	115	13-#12	0.324	0.60	0.67	0.94	753	8	176	322	23	322	23	247	322	23	322	23		
Q57010A	1/0 SOLID CU	115	16-#12	0.325	0.60	0.67	0.94	871	8	198	256	23	256	22	277	256	23	256	22		
Q58010A	1/0 AWG CU	115	16-#12	0.364	0.64	0.71	0.98	893	8	200	258	22	258	22	280	258	22	258	22		
Q59010A	2/0 AWG CU	115	13-#10	0.408	0.68	0.75	1.07	1109	9	231	203	22	203	21	317	203	22	203	21		
Q5A010A	3/0 AWG CU	115	16-#10	0.458	0.73	0.80	1.12	1326	9	262	163	20	163	20	359	163	20	163	20		
Q5B010A	4/0 AWG CU	115	16-#9	0.515	0.79	0.86	1.20	1628	10	300	130	20	130	19	407	130	20	130	19		
5kV 133% Copper Three Phase - One-Third Neutral																					
Q53000A	2 SOLID CU	115	6-#14	0.258	0.53	0.60	0.84	479	7	157	200	46	747	25	227	211	103	735	25		
Q54000A	2 AWG CU	115	6-#14	0.284	0.56	0.63	0.87	495	7	158	203	46	752	25	228	214	102	740	25		
Q55000A	1 SOLID CU	115	7-#14	0.289	0.57	0.63	0.87	554	7	179	159	44	628	23	256	171	100	619	23		
Q56000A	1 AWG CU	115	7-#14	0.324	0.60	0.67	0.91	573	8	180	162	44	633	22	256	174	98	624	22		
Q57000A	1/0 SOLID CU	115	9-#14	0.325	0.60	0.67	0.91	659	8	204	126	43	492	22	286	141	96	485	22		
Q58000A	1/0 AWG CU	115	9-#14	0.364	0.64	0.71	0.95	680	8	205	129	42	495	21	287	143	94	489	21		
Q59000A	2/0 AWG CU	115	11-#14	0.408	0.68	0.75	0.99	805	8	233	103	40	402	20	320	119	90	398	20		
Q5A000A	3/0 AWG CU	115	14-#14	0.458	0.73	0.80	1.04	967	9	265	82	39	317	19	353	101	85	314	19		
Q5B000A	4/0 AWG CU	115	18-#14	0.515	0.79	0.86	1.10	1171	9	301	66	38	248	18	385	88	79	247	18		
Q5C000A	250 MCM CU	115	21-#14	0.561	0.85	0.91	1.15	1353	10	330	57	36	212	17	409	80	75	211	17		
Q5D000A	350 MCM CU	115	18-#12	0.664	0.95	1.02	1.29	1820	11	393	42	35	154	16	452	68	65	154	16		
Q5E000A	500 MCM CU	115	17-#10	0.794	1.08	1.17	1.48	2567	12	464	32	34	105	15	494	58	53	104	15		
Q5F000A	750 MCM CU	115	20-#9	0.974	1.27	1.35	1.75	3773	15	540	26	35	72	14	552	48	40	71	14		
Q5G000A	1000 MCM CU	115	21-#8	1.124	1.42	1.50	1.93	4908	16	586	23	29	54	13	607	41	31	53	13		

†Ampacities are based on the following:

Information Subject to Change without Notice.

PRODUCT NOTES:

▲ Items are Prysmian authorized stock.
 The above dimensions are approximate and subject to normal manufacturing tolerances.
 Single Phase Impedance Values Assume Full Return in the Metallic Shield.

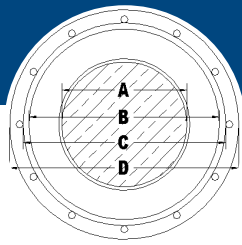
Single Phase Operation (Full Neutral Design)

In Duct: One single cable in plastic duct, direct-buried, 90°C conductor temperature, 20°C ambient temperature, earth RHO of 90°C-cm/Watt, 100% load factor, 36 inch depth of burial, and shields short-circuited.
 Direct Buried: One single cable, direct-buried, 90°C conductor temperature, 20°C ambient temperature, earth RHO of 90°C-cm/Watt, 100% load factor, 36 inch depth of burial, and shields short-circuited.

Three Phase Operation (1/3 Neutral Design)

In Duct: Three single cables in plastic duct, direct-buried in a triangular configuration, 90°C conductor temperature, 20°C ambient temperature, earth RHO of 90°C-cm/Watt, 100% load factor, 36 inch depth of burial, and shields short-circuited.
 Direct Buried: Three single cables, direct-buried, spaced 7.5 inches horizontally, 90°C conductor temperature, 20°C ambient temperature, earth RHO of 90°C-cm/Watt, 100% load factor, 36 inch depth of burial, and shields short-circuited.





TRXLPE URD

15kV 100%

Product Number	Conductor	Insulation Thickness (mil/s)	Concentric Neutral	Conductor Diameter (in.)				Jacket Diameter (in.)	Cable Weight (lbs/ft)	Minimum Bending Radius (in.)	90°C In Duct					90°C Direct Buried				
				(A)	(B)	(C)	(D)				+ Ampacity (Amps)	+/- Sequence Impedance Resistance (μΩ/ft)	+/- Sequence Impedance Reactance (μΩ/ft)	Zero Sequence Impedance Resistance (μΩ/ft)	Zero Sequence Impedance Reactance (μΩ/ft)	+ Ampacity (Amps)	+/- Sequence Impedance Resistance (μΩ/ft)	+/- Sequence Impedance Reactance (μΩ/ft)	Zero Sequence Impedance Resistance (μΩ/ft)	Zero Sequence Impedance Reactance (μΩ/ft)
15kV 100% Aluminum Single Phase - Full Neutral																				
Q7L010A	2 SOLID AL	175	10-#14	0.258	0.65	0.72	0.96	455	8	123	663	29	663	30	169	663	29	663	30	
Q7M010A	2 AWG AL	175	10-#14	0.284	0.68	0.75	0.99	473	8	124	669	30	669	31	170	669	30	669	31	
Q7N010A	1 SOLID AL	175	13-#14	0.289	0.69	0.75	0.99	520	8	141	518	28	518	29	193	518	28	518	29	
Q7O010A	1 AWG AL	175	13-#14	0.324	0.72	0.79	1.03	541	9	143	523	27	523	28	194	523	27	523	28	
Q7P010A	1/0 SOLID AL	175	16-#14	0.325	0.72	0.79	1.03	592	9	160	415	27	415	27	219	415	27	415	27	
Q7Q010A	1/0 AWG AL	175	16-#14	0.364	0.76	0.83	1.07	616	9	162	420	26	420	26	220	420	26	420	26	
Q7R010A	2/0 AWG AL	175	13-#12	0.408	0.80	0.87	1.14	742	10	186	328	25	328	25	251	328	25	328	25	
Q7S010A	3/0 AWG AL	175	16-#12	0.458	0.85	0.92	1.19	856	10	212	263	24	263	24	284	263	24	263	24	
Q7T010A	4/0 AWG AL	175	13-#10	0.515	0.91	0.98	1.29	1046	11	243	207	23	207	23	323	207	23	207	23	
Q7U010A	250 MCM AL	175	16-#10	0.561	0.97	1.03	1.35	1214	11	270	171	22	171	22	358	171	22	171	22	
Q7V010A	350 MCM AL	175	16-#9	0.664	1.07	1.16	1.49	1536	12	321	130	21	130	20	420	130	21	130	20	
15kV 100% Aluminum Three Phase - One-Third Neutral																				
Q7L000A	2 SOLID AL	175	6-#14	0.258	0.65	0.72	0.96	409	8	126	329	51	872	30	175	338	103	857	30	
Q7M000A	2 AWG AL	175	6-#14	0.284	0.68	0.75	0.99	427	8	126	335	51	879	31	175	344	102	865	31	
Q7N000A	1 SOLID AL	175	6-#14	0.289	0.69	0.75	0.99	439	8	143	261	49	805	29	199	270	100	791	29	
Q7O000A	1 AWG AL	175	6-#14	0.324	0.72	0.79	1.03	459	9	144	266	48	811	28	199	275	98	798	28	
Q7P000A	1/0 SOLID AL	175	6-#14	0.325	0.72	0.79	1.03	475	9	163	207	47	752	27	225	216	98	739	27	
Q7Q000A	1/0 AWG AL	175	6-#14	0.364	0.76	0.83	1.07	499	9	163	212	46	758	26	225	221	96	745	26	
Q7R000A	2/0 AWG AL	175	7-#14	0.408	0.80	0.87	1.11	558	9	186	168	44	637	25	255	178	93	627	25	
Q7S000A	3/0 AWG AL	175	9-#14	0.458	0.85	0.92	1.16	638	10	212	133	43	498	24	286	145	89	491	24	
Q7T000A	4/0 AWG AL	175	11-#14	0.515	0.91	0.98	1.22	730	10	241	106	41	405	23	320	120	86	400	23	
Q7U000A	250 MCM AL	175	13-#14	0.561	0.97	1.03	1.27	821	11	265	91	40	343	21	345	106	82	339	21	
Q7V000A	350 MCM AL	175	18-#14	0.664	1.07	1.16	1.39	1048	12	319	66	38	247	19	398	84	76	245	19	
Q7W000A	500 MCM AL	175	16-#12	0.794	1.20	1.29	1.56	1378	13	385	48	37	174	18	451	68	67	173	18	
Q7X000A	750 MCM AL	175	24-#12	0.974	1.39	1.47	1.81	1938	15	468	35	35	117	16	507	57	55	116	16	
Q7Y000A	1000 MCM AL	175	20-#10	1.124	1.54	1.65	2.03	2507	17	529	28	33	89	16	549	49	47	88	16	

†Ampacities are based on the following:

Information Subject to Change without Notice.

PRODUCT NOTES:

▲ Items are Prysmian authorized stock.
The above dimensions are approximate and subject to normal manufacturing tolerances.
Single Phase Impedance Values Assume Full Return in the Metallic Shield.

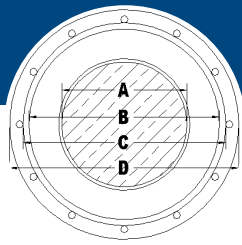
Single Phase Operation (Full Neutral Design)

In Duct: One single cable in plastic duct, direct-buried, 90°C conductor temperature, 20°C ambient temperature, earth RHO of 90°C-cm/Watt, 100% load factor, 36 inch depth of burial, and shields short-circuited.
Direct Buried: One single cable, direct-buried, 90°C conductor temperature, 20°C ambient temperature, earth RHO of 90°C-cm/Watt, 100% load factor, 36 inch depth of burial, and shields short-circuited.

Three Phase Operation (1/3 Neutral Design)

In Duct: Three single cables in plastic duct, direct-buried in a triangular configuration, 90°C conductor temperature, 20°C ambient temperature, earth RHO of 90°C-cm/Watt, 100% load factor, 36 inch depth of burial, and shields short-circuited.
Direct Buried: Three single cables, direct-buried, spaced 7.5 inches horizontally, 90°C conductor temperature, 20°C ambient temperature, earth RHO of 90°C-cm/Watt, 100% load factor, 36 inch depth of burial, and shields short-circuited.





TRXLPE URD

15kV 100%

Product Number	Conductor	Insulation Thickness (mil/s)		Concentric Neutral				Cable Weight (lbs/ft)	Minimum Bending Radius (in.)	90°C In Duct					90°C Direct Buried				
		(A)	(B)	(C)	(D)	Conductor Diameter (in.)	Insulation Diameter (in.)			Insulation Shield Diameter (in.)	Jacket Diameter (in.)	+ Ampacity (Amps)	+/- Sequence Impedance Resistance (μΩ/ft)	+/- Sequence Impedance Reactance (μΩ/ft)	Zero Sequence Impedance Resistance (μΩ/ft)	Zero Sequence Impedance Reactance (μΩ/ft)	+ Ampacity (Amps)	+/- Sequence Impedance Resistance (μΩ/ft)	+/- Sequence Impedance Reactance (μΩ/ft)
15kV 100% Copper Single Phase - Full Neutral																			
Q73010A	2 SOLID CU	175	16-#14	0.258	0.65	0.72	0.96	665	8	157	408	31	408	30	215	408	31	408	30
Q74010A	2 AWG CU	175	16-#14	0.284	0.68	0.75	0.99	682	8	158	412	31	412	31	217	412	31	412	31
Q75010A	1 SOLID CU	175	13-#12	0.289	0.69	0.75	1.02	807	9	181	318	29	318	29	245	318	29	318	29
Q76010A	1 AWG CU	175	13-#12	0.324	0.72	0.79	1.06	830	9	182	322	28	322	28	246	322	28	322	28
Q77010A	1/0 SOLID CU	175	16-#12	0.325	0.72	0.79	1.06	948	9	205	256	28	256	28	277	256	28	256	28
Q78010A	1/0 AWG CU	175	16-#12	0.364	0.76	0.83	1.10	973	9	207	258	27	258	27	279	258	27	258	27
Q79010A	2/0 AWG CU	175	13-#10	0.408	0.80	0.87	1.19	1196	10	237	203	26	203	26	317	203	26	203	26
Q7A010A	3/0 AWG CU	175	16-#10	0.458	0.85	0.92	1.24	1417	10	270	163	25	163	24	359	163	25	163	24
Q7B010A	4/0 AWG CU	175	16-#9	0.515	0.91	0.98	1.32	1724	11	307	130	23	130	23	407	130	23	130	23
15kV 100% Copper Three Phase - One-Third Neutral																			
Q73000A	2 SOLID CU	175	6-#14	0.258	0.65	0.72	0.96	548	8	162	200	51	743	30	223	209	103	728	30
Q74000A	2 AWG CU	175	6-#14	0.284	0.68	0.75	0.99	566	8	162	203	51	747	31	224	213	102	733	31
Q75000A	1 SOLID CU	175	7-#14	0.289	0.69	0.75	0.99	625	8	184	159	49	625	29	252	169	100	613	29
Q76000A	1 AWG CU	175	7-#14	0.324	0.72	0.79	1.03	647	9	184	162	48	629	28	252	173	98	618	28
Q77000A	1/0 SOLID CU	175	9-#14	0.325	0.72	0.79	1.03	733	9	209	126	47	489	27	283	139	96	481	27
Q78000A	1/0 AWG CU	175	9-#14	0.364	0.76	0.83	1.07	757	9	210	129	46	492	26	284	141	94	484	26
Q79000A	2/0 AWG CU	175	11-#14	0.408	0.80	0.87	1.11	886	9	238	103	44	400	25	317	117	91	395	25
Q7A000A	3/0 AWG CU	175	14-#14	0.458	0.85	0.92	1.16	1051	10	271	82	43	316	23	351	99	86	312	23
Q7B000A	4/0 AWG CU	175	18-#14	0.515	0.91	0.98	1.22	1259	10	307	66	41	247	22	385	86	81	245	22
Q7C000A	250 MCM CU	175	21-#14	0.561	0.97	1.03	1.27	1445	11	336	57	40	211	21	410	78	76	210	21
Q7D000A	350 MCM CU	175	18-#12	0.664	1.07	1.16	1.43	1945	12	400	42	38	154	20	457	66	67	153	20
Q7E000A	500 MCM CU	175	17-#10	0.794	1.20	1.29	1.60	2685	13	471	32	36	104	18	501	57	55	104	18
Q7F000A	750 MCM CU	175	20-#9	0.974	1.39	1.47	1.87	3912	15	548	26	34	71	17	559	47	42	71	17
Q7G000A	1000 MCM CU	175	21-#8	1.124	1.54	1.65	2.08	5107	17	596	23	32	54	16	669	41	35	56	16

†Ampacities are based on the following:

Information Subject to Change without Notice.

PRODUCT NOTES:

▲ Items are Prysmian authorized stock.
The above dimensions are approximate and subject to normal manufacturing tolerances.
Single Phase Impedance Values Assume Full Return in the Metallic Shield.

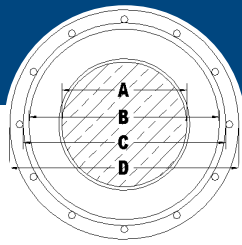
Single Phase Operation (Full Neutral Design)

In Duct: One single cable in plastic duct, direct-buried, 90°C conductor temperature, 20°C ambient temperature, earth RHO of 90°C-cm/Watt, 100% load factor, 36 inch depth of burial, and shields short-circuited.
Direct Buried: One single cable, direct-buried, 90°C conductor temperature, 20°C ambient temperature, earth RHO of 90°C-cm/Watt, 100% load factor, 36 inch depth of burial, and shields short-circuited.

Three Phase Operation (1/3 Neutral Design)

In Duct: Three single cables in plastic duct, direct-buried in a triangular configuration, 90°C conductor temperature, 20°C ambient temperature, earth RHO of 90°C-cm/Watt, 100% load factor, 36 inch depth of burial, and shields short-circuited.
Direct Buried: Three single cables, direct-buried, spaced 7.5 inches horizontally, 90°C conductor temperature, 20°C ambient temperature, earth RHO of 90°C-cm/Watt, 100% load factor, 36 inch depth of burial, and shields short-circuited.





TRXLPE URD

15kV 133%

Product Number	Conductor	Insulation Thickness (mil/s)	Concentric Neutral	Conductor Diameter (in.)				Jacket Diameter (in.)	Cable Weight (lbs/ft)	Minimum Bending Radius (in.)	90°C In Duct					90°C Direct Buried				
				(A)	(B)	(C)	(D)				+/- Ampacity (Amps)	+/- Sequence Impedance Resistance (μΩ/ft)	+/- Sequence Impedance Reactance (μΩ/ft)	Zero Sequence Impedance Resistance (μΩ/ft)	Zero Sequence Impedance Reactance (μΩ/ft)	+/- Ampacity (Amps)	+/- Sequence Impedance Resistance (μΩ/ft)	+/- Sequence Impedance Reactance (μΩ/ft)	Zero Sequence Impedance Resistance (μΩ/ft)	Zero Sequence Impedance Reactance (μΩ/ft)
15kV 133% Aluminum Single Phase - Full Neutral																				
Q8LØ1ØA	2 SOLID AL	220	10-#14	0.258	0.74	0.81	1.05	513	9	123	663	29	663	30	169	663	29	663	30	
Q8MØ1ØA	2 AWG AL	220	10-#14	0.284	0.77	0.84	1.08	533	9	124	669	30	669	31	170	669	30	669	31	
Q8NØ1ØA	1 SOLID AL	220	13-#14	0.289	0.78	0.84	1.08	580	9	141	518	28	518	29	193	518	28	518	29	
Q8OØ1ØA	1 AWG AL	220	13-#14	0.324	0.81	0.88	1.12	603	9	143	523	27	523	28	194	523	27	523	28	
Q8PØ1ØA	1/0 SOLID AL	220	16-#14	0.325	0.81	0.88	1.12	654	9	160	415	27	415	27	219	415	27	415	27	
Q8QØ1ØA	1/0 AWG AL	220	16-#14	0.364	0.85	0.92	1.16	680	10	162	420	26	420	26	220	420	26	420	26	
Q8RØ1ØA	2/0 AWG AL	220	13-#12	0.408	0.89	0.96	1.23	811	10	186	328	25	328	25	251	328	25	328	25	
Q8SØ1ØA	3/0 AWG AL	220	16-#12	0.458	0.94	1.01	1.28	927	11	212	263	24	263	24	284	263	24	263	24	
Q8TØ1ØA	4/0 AWG AL	220	13-#10	0.515	1.00	1.07	1.38	1122	12	243	207	23	207	23	323	207	23	207	23	
Q8UØ1ØA	250 MCM AL	220	16-#10	0.561	1.06	1.14	1.46	1315	12	270	171	22	171	22	358	171	22	171	22	
Q8VØ1ØA	350 MCM AL	220	16-#9	0.664	1.16	1.25	1.58	1624	13	321	130	21	130	20	420	130	21	130	20	
15kV 133% Aluminum Three Phase - One-Third Neutral																				
Q8LØØØA	2 SOLID AL	220	6-#14	0.258	0.74	0.81	1.05	466	9	126	329	51	872	30	175	338	103	857	30	
Q8MØØØA	2 AWG AL	220	6-#14	0.284	0.77	0.84	1.08	486	9	126	335	51	879	31	175	344	102	865	31	
Q8NØØØA	1 SOLID AL	220	6-#14	0.289	0.78	0.84	1.08	498	9	143	261	49	805	29	199	270	100	791	29	
Q8OØØØA	1 AWG AL	220	6-#14	0.324	0.81	0.88	1.12	521	9	144	266	48	811	28	199	275	98	798	28	
Q8PØØØA	1/0 SOLID AL	220	6-#14	0.325	0.81	0.88	1.12	537	9	163	207	47	752	27	225	216	98	739	27	
Q8QØØØA	1/0 AWG AL	220	6-#14	0.364	0.85	0.92	1.16	563	10	163	212	46	758	26	225	221	96	745	26	
Q8RØØØA	2/0 AWG AL	220	7-#14	0.408	0.89	0.96	1.20	624	10	186	168	44	637	25	255	178	93	627	25	
Q8SØØØA	3/0 AWG AL	220	9-#14	0.458	0.94	1.01	1.25	707	11	212	133	43	498	24	286	145	89	491	24	
Q8TØØØA	4/0 AWG AL	220	11-#14	0.515	1.00	1.07	1.31	803	11	241	106	41	405	23	320	120	86	400	23	
Q8UØØØA	250 MCM AL	220	13-#14	0.561	1.06	1.14	1.38	917	12	265	91	40	343	21	345	106	82	339	21	
Q8VØØØA	350 MCM AL	220	18-#14	0.664	1.16	1.25	1.48	1130	12	319	66	38	247	19	398	84	76	245	19	
Q8WØØØA	500 MCM AL	220	16-#12	0.794	1.29	1.38	1.71	1534	14	385	48	37	174	18	451	68	67	173	18	
Q8XØØØA	750 MCM AL	220	24-#12	0.974	1.48	1.56	1.90	2043	16	468	35	35	117	16	507	57	55	116	16	
Q8YØØØA	1000 MCM AL	220	20-#10	1.124	1.63	1.74	2.12	2626	17	529	28	33	89	16	549	49	47	88	16	

†Ampacities are based on the following:

Information Subject to Change without Notice.

PRODUCT NOTES:

▲ Items are Prysmian authorized stock.
 The above dimensions are approximate and subject to normal manufacturing tolerances.
 Single Phase Impedance Values Assume Full Return in the Metallic Shield.

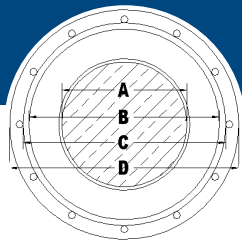
Single Phase Operation (Full Neutral Design)

In Duct: One single cable in plastic duct, direct-buried, 90°C conductor temperature, 20°C ambient temperature, earth RHO of 90°C-cm/Watt, 100% load factor, 36 inch depth of burial, and shields short-circuited.
 Direct Buried: One single cable, direct-buried, 90°C conductor temperature, 20°C ambient temperature, earth RHO of 90°C-cm/Watt, 100% load factor, 36 inch depth of burial, and shields short-circuited.

Three Phase Operation (1/3 Neutral Design)

In Duct: Three single cables in plastic duct, direct-buried in a triangular configuration, 90°C conductor temperature, 20°C ambient temperature, earth RHO of 90°C-cm/Watt, 100% load factor, 36 inch depth of burial, and shields short-circuited.
 Direct Buried: Three single cables, direct-buried, spaced 7.5 inches horizontally, 90°C conductor temperature, 20°C ambient temperature, earth RHO of 90°C-cm/Watt, 100% load factor, 36 inch depth of burial, and shields short-circuited.





TRXLPE URD

15kV 133%

Product Number	Conductor	Insulation Thickness (mil/s)	Concentric Neutral				Cable Weight (lbs/ft)	Minimum Bending Radius (in.)	90°C In Duct						90°C Direct Buried				
			Conductor Diameter (in.)	Insulation Diameter (in.)	Insulation Shield Diameter (in.)	Jacket Diameter (in.)			† Ampacity (Amps)	+/- Sequence Impedance Resistance (μΩ/ft)	+/- Sequence Impedance Reactance (μΩ/ft)	Zero Sequence Impedance Resistance (μΩ/ft)	Zero Sequence Impedance Reactance (μΩ/ft)	† Ampacity (Amps)	+/- Sequence Impedance Resistance (μΩ/ft)	+/- Sequence Impedance Reactance (μΩ/ft)	Zero Sequence Impedance Resistance (μΩ/ft)	Zero Sequence Impedance Reactance (μΩ/ft)	
15kV 133% Copper Single Phase - Full Neutral																			
Q83010A	2 SOLID CU	220	16-#14	0.258	0.74	0.81	1.05	723	9	157	408	31	408	30	215	408	31	408	30
Q84010A	2 AWG CU	220	16-#14	0.284	0.77	0.84	1.08	742	9	158	412	31	412	31	217	412	31	412	31
Q85010A	1 SOLID CU	220	13-#12	0.289	0.78	0.84	1.11	868	9	181	318	29	318	29	245	318	29	318	29
Q86010A	1 AWG CU	220	13-#12	0.324	0.81	0.88	1.15	893	10	182	322	28	322	28	246	322	28	322	28
Q87010A	1/0 SOLID CU	220	16-#12	0.325	0.81	0.88	1.15	1011	10	205	256	28	256	28	277	256	28	256	28
Q88010A	1/0 AWG CU	220	16-#12	0.364	0.85	0.92	1.19	1039	10	207	258	27	258	27	279	258	27	258	27
Q89010A	2/0 AWG CU	220	13-#10	0.408	0.89	0.96	1.28	1266	11	237	203	26	203	26	317	203	26	203	26
Q8A010A	3/0 AWG CU	220	16-#10	0.458	0.94	1.01	1.33	1490	11	270	163	25	163	24	359	163	25	163	24
Q8B010A	4/0 AWG CU	220	16-#9	0.515	1.00	1.07	1.41	1803	12	307	130	23	130	23	407	130	23	130	23
15kV 133% Copper Three Phase - One-Third Neutral																			
Q83000A	2 SOLID CU	220	6-#14	0.258	0.74	0.81	1.05	606	9	162	200	51	743	30	223	209	103	728	30
Q84000A	2 AWG CU	220	6-#14	0.284	0.77	0.84	1.08	625	9	162	203	51	747	31	224	213	102	733	31
Q85000A	1 SOLID CU	220	7-#14	0.289	0.78	0.84	1.08	685	9	184	159	49	625	29	252	169	100	613	29
Q86000A	1 AWG CU	220	7-#14	0.324	0.81	0.88	1.12	709	9	184	162	48	629	28	252	173	98	618	28
Q87000A	1/0 SOLID CU	220	9-#14	0.325	0.81	0.88	1.12	794	9	209	126	47	489	27	283	139	96	481	27
Q88000A	1/0 AWG CU	220	9-#14	0.364	0.85	0.92	1.16	821	10	210	129	46	492	26	284	141	94	484	26
Q89000A	2/0 AWG CU	220	11-#14	0.408	0.89	0.96	1.20	952	10	238	103	44	400	25	317	117	91	395	25
Q8A000A	3/0 AWG CU	220	14-#14	0.458	0.94	1.01	1.25	1120	11	271	82	43	316	23	351	99	86	312	23
Q8B000A	4/0 AWG CU	220	18-#14	0.515	1.00	1.07	1.31	1331	11	307	66	41	247	22	385	86	81	245	22
Q8C000A	250 MCM CU	220	21-#14	0.561	1.06	1.14	1.38	1541	12	336	57	40	211	21	410	78	76	210	21
Q8D000A	350 MCM CU	220	18-#12	0.664	1.16	1.25	1.52	2029	13	400	42	38	154	20	457	66	67	153	20
Q8E000A	500 MCM CU	220	17-#10	0.794	1.29	1.38	1.75	2845	14	471	32	36	104	18	501	57	55	104	18
Q8F000A	750 MCM CU	220	20-#9	0.974	1.48	1.56	1.96	4022	16	548	26	34	71	17	559	47	42	71	17
Q8G000A	1000 MCM CU	220	21-#8	1.124	1.63	1.74	2.17	5229	18	596	23	32	54	16	669	41	35	56	16

†Ampacities are based on the following:

Information Subject to Change without Notice.

PRODUCT NOTES:

▲ Items are Prysmian authorized stock.
The above dimensions are approximate and subject to normal manufacturing tolerances.
Single Phase Impedance Values Assume Full Return in the Metallic Shield.

Single Phase Operation (Full Neutral Design)

In Duct: One single cable in plastic duct, direct-buried, 90°C conductor temperature, 20°C ambient temperature, earth RHO of 90°C-cm/Watt, 100% load factor, 36 inch depth of burial, and shields short-circuited.
Direct Buried: One single cable, direct-buried, 90°C conductor temperature, 20°C ambient temperature, earth RHO of 90°C-cm/Watt, 100% load factor, 36 inch depth of burial, and shields short-circuited.

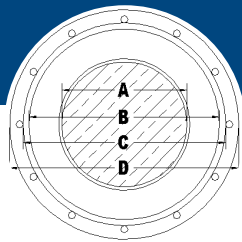
Three Phase Operation (1/3 Neutral Design)

In Duct: Three single cables in plastic duct, direct-buried in a triangular configuration, 90°C conductor temperature, 20°C ambient temperature, earth RHO of 90°C-cm/Watt, 100% load factor, 36 inch depth of burial, and shields short-circuited.
Direct Buried: Three single cables, direct-buried, spaced 7.5 inches horizontally, 90°C conductor temperature, 20°C ambient temperature, earth RHO of 90°C-cm/Watt, 100% load factor, 36 inch depth of burial, and shields short-circuited.



1-800-845-8507 (US)
1-800-263-4405 (West-CAN)
1-800-361-1418 (East-CAN)

www.prysmianusa.com
www.prysmiancanada.com



TRXLPE URD

25kV 100%

Product Number	Conductor	Insulation Thickness (mil/s)	Concentric Neutral	Conductor Diameter (in.)				Insulation Diameter (in.)	Insulation Shield Diameter (in.)	Jacket Diameter (in.)	Cable Weight (lbs/ft)	Minimum Bending Radius (in.)	90°C In Duct					90°C Direct Buried				
				(A)	(B)	(C)	(D)						† Ampacity (Amps)	+/- Sequence Impedance Resistance (μΩ/ft)	+/- Sequence Impedance Reactance (μΩ/ft)	Zero Sequence Impedance Resistance (μΩ/ft)	Zero Sequence Impedance Reactance (μΩ/ft)	† Ampacity (Amps)	+/- Sequence Impedance Resistance (μΩ/ft)	+/- Sequence Impedance Reactance (μΩ/ft)	Zero Sequence Impedance Resistance (μΩ/ft)	Zero Sequence Impedance Reactance (μΩ/ft)
25kV 100% Aluminum Single Phase - Full Neutral																						
Q9N010A	1 SOLID AL	260	13-#14	0.289	0.86	0.92	1.16	637	10	145	518	33	518	33	192	518	33	518	33			
Q9O010A	1 AWG AL	260	13-#14	0.324	0.89	0.96	1.20	662	10	146	523	31	523	32	194	523	31	523	32			
Q9P010A	1/0 SOLID AL	260	16-#14	0.325	0.89	0.96	1.20	713	10	165	415	31	415	31	218	415	31	415	31			
Q9Q010A	1/0 AWG AL	260	16-#14	0.364	0.93	1.00	1.24	741	10	166	420	30	420	30	219	420	30	420	30			
Q9R010A	2/0 AWG AL	260	13-#12	0.408	0.97	1.04	1.31	875	11	190	328	29	328	29	250	328	29	328	29			
Q9S010A	3/0 AWG AL	260	16-#12	0.458	1.02	1.11	1.38	1015	12	217	263	28	263	28	283	263	28	263	28			
Q9T010A	4/0 AWG AL	260	13-#10	0.515	1.08	1.17	1.48	1217	12	248	207	26	207	27	322	207	26	207	27			
Q9U010A	250 MCM AL	260	16-#10	0.561	1.14	1.22	1.54	1392	13	276	171	25	171	25	356	171	25	171	25			
Q9V010A	350 MCM AL	260	16-#9	0.664	1.24	1.33	1.72	1772	14	326	130	23	130	23	416	130	23	130	23			
25kV 100% Aluminum Three Phase - One-Third Neutral																						
Q9N000A	1 SOLID AL	260	6-#14	0.289	0.86	0.92	1.16	555	10	146	261	53	801	33	196	269	101	786	33			
Q9O000A	1 AWG AL	260	6-#14	0.324	0.89	0.96	1.20	580	10	146	266	52	807	32	196	274	99	792	32			
Q9P000A	1/0 SOLID AL	260	6-#14	0.325	0.89	0.96	1.20	596	10	166	207	51	748	31	222	215	98	734	31			
Q9Q000A	1/0 AWG AL	260	6-#14	0.364	0.93	1.00	1.24	624	10	166	212	50	754	30	222	220	96	740	30			
Q9R000A	2/0 AWG AL	260	7-#14	0.408	0.97	1.04	1.28	687	11	189	168	48	634	29	251	177	93	622	29			
Q9S000A	3/0 AWG AL	260	9-#14	0.458	1.02	1.11	1.35	793	11	216	133	46	495	27	283	144	90	487	27			
Q9T000A	4/0 AWG AL	260	11-#14	0.515	1.08	1.17	1.41	892	12	245	106	45	403	26	317	119	86	397	26			
Q9U000A	250 MCM AL	260	13-#14	0.561	1.14	1.22	1.46	990	12	269	90	43	341	25	343	104	83	337	25			
Q9V000A	350 MCM AL	260	18-#14	0.664	1.24	1.33	1.56	1208	13	322	66	41	246	23	397	82	76	244	23			
Q9W000A	500 MCM AL	260	16-#12	0.794	1.37	1.46	1.79	1623	15	389	48	40	173	21	451	67	68	172	21			
Q9X000A	750 MCM AL	260	24-#12	0.974	1.56	1.67	2.01	2187	17	473	34	37	116	19	513	55	57	116	19			
Q9Y000A	1000 MCM AL	260	20-#10	1.124	1.71	1.82	2.20	2736	18	533	28	35	88	18	555	48	49	88	18			

† Ampacities are based on the following:

Information Subject to Change without Notice.

PRODUCT NOTES:

▲ Items are Prysmian authorized stock.
 The above dimensions are approximate and subject to normal manufacturing tolerances.
 Single Phase Impedance Values Assume Full Return in the Metallic Shield.

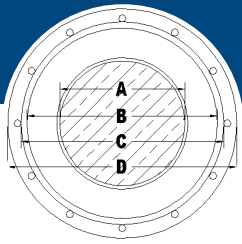
Single Phase Operation (Full Neutral Design)

In Duct: One single cable in plastic duct, direct-buried, 90°C conductor temperature, 20°C ambient temperature, earth RHO of 90°C-cm/Watt, 100% load factor, 36 inch depth of burial, and shields short-circuited.
 Direct Buried: One single cable, direct-buried, 90°C conductor temperature, 20°C ambient temperature, earth RHO of 90°C-cm/Watt, 100% load factor, 36 inch depth of burial, and shields short-circuited.

Three Phase Operation (1/3 Neutral Design)

In Duct: Three single cables in plastic duct, direct-buried in a triangular configuration, 90°C conductor temperature, 20°C ambient temperature, earth RHO of 90°C-cm/Watt, 100% load factor, 36 inch depth of burial, and shields short-circuited.
 Direct Buried: Three single cables, direct-buried, spaced 7.5 inches horizontally, 90°C conductor temperature, 20°C ambient temperature, earth RHO of 90°C-cm/Watt, 100% load factor, 36 inch depth of burial, and shields short-circuited.





Product Number	Conductor	Insulation Thickness (mil/s)	Concentric Neutral	Conductor Diameter (in.)				Insulation Diameter (in.)	Insulation Shield Diameter (in.)	Jacket Diameter (in.)	Cable Weight (lbs/ft)	Minimum Bending Radius (in.)	90°C In Duct					90°C Direct Buried				
				(A)	(B)	(C)	(D)						+/- Sequence Impedance Resistance (μΩ/ft)	+/- Sequence Impedance Reactance (μΩ/ft)	Zero Sequence Impedance Resistance (μΩ/ft)	Zero Sequence Impedance Reactance (μΩ/ft)	+/- Ampacity (Amps)	+/- Sequence Impedance Resistance (μΩ/ft)	+/- Sequence Impedance Reactance (μΩ/ft)	Zero Sequence Impedance Resistance (μΩ/ft)	Zero Sequence Impedance Reactance (μΩ/ft)	+/- Ampacity (Amps)
25kV 100% Copper Single Phase - Full Neutral																						
Q95010A	1 SOLID CU	260	13-#12	0.289	0.86	0.92	1.19	927	10	186	318	33	318	34	245	318	33	318	34			
Q96010A	1 AWG CU	260	13-#12	0.324	0.89	0.96	1.23	954	10	187	322	32	322	32	246	322	32	322	32			
Q97010A	1/0 SOLID CU	260	16-#12	0.325	0.89	0.96	1.23	1072	10	210	256	32	256	32	277	256	32	256	32			
Q98010A	1/0 AWG CU	260	16-#12	0.364	0.93	1.00	1.27	1101	11	212	258	31	258	31	279	258	31	258	31			
Q99010A	2/0 AWG CU	260	13-#10	0.408	0.97	1.04	1.36	1333	11	243	203	29	203	29	317	203	29	203	29			
Q9A010A	3/0 AWG CU	260	16-#10	0.458	1.02	1.11	1.43	1581	12	276	163	28	163	28	359	163	28	163	28			
Q9B010A	4/0 AWG CU	260	16-#9	0.515	1.08	1.17	1.51	1899	13	314	130	27	130	27	406	130	27	130	27			
25kV 100% Copper Three Phase - One-Third Neutral																						
Q95000A	1 SOLID CU	260	7-#14	0.289	0.86	0.92	1.16	742	10	187	158	53	622	33	249	168	100	609	33			
Q96000A	1 AWG CU	260	7-#14	0.324	0.89	0.96	1.20	768	10	187	162	52	626	32	249	172	98	614	32			
Q97000A	1/0 SOLID CU	260	9-#14	0.325	0.89	0.96	1.20	853	10	213	126	51	487	31	280	138	97	478	31			
Q98000A	1/0 AWG CU	260	9-#14	0.364	0.93	1.00	1.24	882	10	213	129	50	490	30	281	140	95	481	30			
Q99000A	2/0 AWG CU	260	11-#14	0.408	0.97	1.04	1.28	1015	11	242	103	48	398	29	314	116	91	392	29			
Q9A000A	3/0 AWG CU	260	14-#14	0.458	1.02	1.11	1.35	1206	11	275	82	46	314	27	349	98	87	310	27			
Q9B000A	4/0 AWG CU	260	18-#14	0.515	1.08	1.17	1.41	1421	12	311	66	45	246	26	384	84	82	243	26			
Q9C000A	250 MCM CU	260	21-#14	0.561	1.14	1.22	1.46	1614	12	341	56	43	210	25	410	76	78	208	25			
Q9D000A	350 MCM CU	260	18-#12	0.664	1.24	1.33	1.60	2109	13	405	42	41	153	23	460	64	69	152	23			
Q9E000A	500 MCM CU	260	17-#10	0.794	1.37	1.46	1.83	2936	15	475	32	39	104	21	504	55	57	104	21			
Q9F000A	750 MCM CU	260	20-#9	0.974	1.56	1.67	2.07	4170	17	556	25	36	71	20	567	45	45	71	20			
Q9G000A	1000 MCM CU	260	21-#8	1.124	1.71	1.82	2.25	5342	19	603	22	34	54	18	620	39	37	53	18			

†Ampacities are based on the following:

Information Subject to Change without Notice.

PRODUCT NOTES:

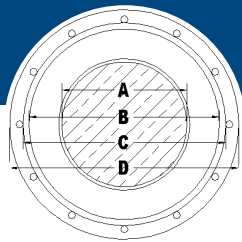
▲ Items are Prysmian authorized stock.
 The above dimensions are approximate and subject to normal manufacturing tolerances.
 Single Phase Impedance Values Assume Full Return in the Metallic Shield.

Single Phase Operation (Full Neutral Design)

In Duct: One single cable in plastic duct, direct-buried, 90°C conductor temperature, 20°C ambient temperature, earth RHO of 90°C-cm/Watt, 100% load factor, 36 inch depth of burial, and shields short-circuited.
 Direct Buried: One single cable, direct-buried, 90°C conductor temperature, 20°C ambient temperature, earth RHO of 90°C-cm/Watt, 100% load factor, 36 inch depth of burial, and shields short-circuited.

Three Phase Operation (1/3 Neutral Design)

In Duct: Three single cables in plastic duct, direct-buried in a triangular configuration, 90°C conductor temperature, 20°C ambient temperature, earth RHO of 90°C-cm/Watt, 100% load factor, 36 inch depth of burial, and shields short-circuited.
 Direct Buried: Three single cables, direct-buried, spaced 7.5 inches horizontally, 90°C conductor temperature, 20°C ambient temperature, earth RHO of 90°C-cm/Watt, 100% load factor, 36 inch depth of burial, and shields short-circuited.



TRXLPE URD

25kV 133%

Product Number	Conductor	Insulation Thickness (mil/s)	Concentric Neutral				Cable Weight (lbs/ft)	Minimum Bending Radius (in.)	90°C In Duct						90°C Direct Buried				
			Conductor Diameter (in.)	Insulation Diameter (in.)	Insulation Shield Diameter (in.)	Jacket Diameter (in.)			† Ampacity (Amps)	+/- Sequence Impedance Resistance (μΩ/ft)	+/- Sequence Impedance Reactance (μΩ/ft)	Zero Sequence Impedance Resistance (μΩ/ft)	Zero Sequence Impedance Reactance (μΩ/ft)	† Ampacity (Amps)	+/- Sequence Impedance Resistance (μΩ/ft)	+/- Sequence Impedance Reactance (μΩ/ft)	Zero Sequence Impedance Resistance (μΩ/ft)	Zero Sequence Impedance Reactance (μΩ/ft)	
			(A)	(B)	(C)	(D)		90°C In Duct						90°C Direct Buried					
25kV 133% Aluminum Single Phase - Full Neutral																			
QAN010A	1 SOLID AL	320	13-#14	0.289	0.98	1.05	1.29	734	11	145	518	33	518	33	192	518	33	518	33
QAO010A	1 AWG AL	320	13-#14	0.324	1.01	1.08	1.32	761	11	146	523	31	523	32	194	523	31	523	32
QAP010A	1/0 SOLID AL	320	16-#14	0.325	1.02	1.08	1.32	812	11	165	415	31	415	31	218	415	31	415	31
QAQ010A	1/0 AWG AL	320	16-#14	0.364	1.05	1.14	1.38	864	12	166	420	30	420	30	219	420	30	420	30
QAR010A	2/0 AWG AL	320	13-#12	0.408	1.10	1.19	1.46	1006	12	190	328	29	328	29	250	328	29	328	29
QAS010A	3/0 AWG AL	320	16-#12	0.458	1.15	1.24	1.51	1129	13	217	263	28	263	28	283	263	28	263	28
QAT010A	4/0 AWG AL	320	13-#10	0.515	1.21	1.29	1.61	1339	13	248	207	26	207	27	322	207	26	207	27
QAU010A	250 MCM AL	320	16-#10	0.561	1.26	1.35	1.72	1583	14	276	171	25	171	25	356	171	25	171	25
QAV010A	350 MCM AL	320	16-#9	0.664	1.36	1.45	1.85	1913	15	326	130	23	130	23	416	130	23	130	23
25kV 133% Aluminum Three Phase - One-Third Neutral																			
QAN000A	1 SOLID AL	320	6-#14	0.289	0.98	1.05	1.29	652	11	146	261	53	801	33	196	269	101	786	33
QAO000A	1 AWG AL	320	6-#14	0.324	1.01	1.08	1.32	679	11	146	266	52	807	32	196	274	99	792	32
QAP000A	1/0 SOLID AL	320	6-#14	0.325	1.02	1.08	1.32	695	11	166	207	51	748	31	222	215	98	734	31
QAQ000A	1/0 AWG AL	320	6-#14	0.364	1.05	1.14	1.38	747	12	166	212	50	754	30	222	220	96	740	30
QAR000A	2/0 AWG AL	320	7-#14	0.408	1.10	1.19	1.42	814	12	189	168	48	634	29	251	177	93	622	29
QAS000A	3/0 AWG AL	320	9-#14	0.458	1.15	1.24	1.47	905	12	216	133	46	495	27	283	144	90	487	27
QAT000A	4/0 AWG AL	320	11-#14	0.515	1.21	1.29	1.53	1008	13	245	106	45	403	26	317	119	86	397	26
QAU000A	250 MCM AL	320	13-#14	0.561	1.26	1.35	1.59	1110	13	269	90	43	341	25	343	104	83	337	25
QAV000A	350 MCM AL	320	18-#14	0.664	1.36	1.45	1.75	1401	14	322	66	41	246	23	397	82	76	244	23
QAW000A	500 MCM AL	320	16-#12	0.794	1.49	1.58	1.91	1768	16	389	48	40	173	21	451	67	68	172	21
QAX000A	750 MCM AL	320	24-#12	0.974	1.68	1.80	2.13	2350	18	473	34	37	116	19	513	55	57	116	19
QAY000A	1000 MCM AL	320	20-#10	1.124	1.83	1.95	2.32	2914	19	533	28	35	88	18	555	48	49	88	18

† Ampacities are based on the following:

Information Subject to Change without Notice.

PRODUCT NOTES:

▲ Items are Prysmian authorized stock.
The above dimensions are approximate and subject to normal manufacturing tolerances.
Single Phase Impedance Values Assume Full Return in the Metallic Shield.

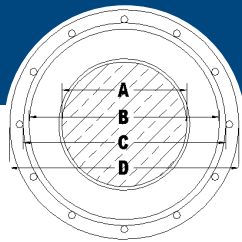
Single Phase Operation (Full Neutral Design)

In Duct: One single cable in plastic duct, direct-buried, 90°C conductor temperature, 20°C ambient temperature, earth RHO of 90°C-cm/Watt, 100% load factor, 36 inch depth of burial, and shields short-circuited.
Direct Buried: One single cable, direct-buried, 90°C conductor temperature, 20°C ambient temperature, earth RHO of 90°C-cm/Watt, 100% load factor, 36 inch depth of burial, and shields short-circuited.

Three Phase Operation (1/3 Neutral Design)

In Duct: Three single cables in plastic duct, direct-buried in a triangular configuration, 90°C conductor temperature, 20°C ambient temperature, earth RHO of 90°C-cm/Watt, 100% load factor, 36 inch depth of burial, and shields short-circuited.
Direct Buried: Three single cables, direct-buried, spaced 7.5 inches horizontally, 90°C conductor temperature, 20°C ambient temperature, earth RHO of 90°C-cm/Watt, 100% load factor, 36 inch depth of burial, and shields short-circuited.





Product Number	Conductor	Insulation Thickness (mil/s)		Concentric Neutral				Cable Weight (lbs/ft)	Minimum Bending Radius (in.)	90°C In Duct					90°C Direct Buried				
		(A)	(B)	(C)	(D)	Conductor Diameter (in.)	Insulation Diameter (in.)			Insulation Shield Diameter (in.)	Jacket Diameter (in.)	† Ampacity (Amps)	+/- Sequence Impedance Resistance (μΩ/ft)	+/- Sequence Impedance Reactance (μΩ/ft)	Zero Sequence Impedance Resistance (μΩ/ft)	Zero Sequence Impedance Reactance (μΩ/ft)	† Ampacity (Amps)	+/- Sequence Impedance Resistance (μΩ/ft)	+/- Sequence Impedance Reactance (μΩ/ft)
25kV 133% Copper Single Phase - Full Neutral																			
QA5010A	1 SOLID CU	320	13-#12	0.289	0.98	1.05	1.32	1026	11	186	318	33	318	34	245	318	33	318	34
QA6010A	1 AWG CU	320	13-#12	0.324	1.01	1.08	1.35	1056	11	187	322	32	322	32	246	322	32	322	32
QA7010A	1/0 SOLID CU	320	16-#12	0.325	1.02	1.08	1.35	1174	11	210	256	32	256	32	277	256	32	256	32
QA8010A	1/0 AWG CU	320	16-#12	0.364	1.05	1.14	1.41	1228	12	212	258	31	258	31	279	258	31	258	31
QA9010A	2/0 AWG CU	320	13-#10	0.408	1.10	1.19	1.50	1468	12	243	203	29	203	29	317	203	29	203	29
QAA010A	3/0 AWG CU	320	16-#10	0.458	1.15	1.24	1.55	1699	13	276	163	28	163	28	359	163	28	163	28
QAB010A	4/0 AWG CU	320	16-#9	0.515	1.21	1.29	1.63	2023	14	314	130	27	130	27	406	130	27	130	27
25kV 133% Copper Three Phase - One-Third Neutral																			
QA5000A	1 SOLID CU	320	7-#14	0.289	0.98	1.05	1.29	838	11	187	158	53	622	33	249	168	100	609	33
QA6000A	1 AWG CU	320	7-#14	0.324	1.01	1.08	1.32	867	11	187	162	52	626	32	249	172	98	614	32
QA7000A	1/0 SOLID CU	320	9-#14	0.325	1.02	1.08	1.32	952	11	213	126	51	487	31	280	138	97	478	31
QA8000A	1/0 AWG CU	320	9-#14	0.364	1.05	1.14	1.38	1005	12	213	129	50	490	30	281	140	95	481	30
QA9000A	2/0 AWG CU	320	11-#14	0.408	1.10	1.19	1.42	1142	12	242	103	48	398	29	314	116	91	392	29
QAA000A	3/0 AWG CU	320	14-#14	0.458	1.15	1.24	1.47	1317	12	275	82	46	314	27	349	98	87	310	27
QAB000A	4/0 AWG CU	320	18-#14	0.515	1.21	1.29	1.53	1537	13	311	66	45	246	26	384	84	82	243	26
QAC000A	250 MCM CU	320	21-#14	0.561	1.26	1.35	1.59	1734	13	341	56	43	210	25	410	76	78	208	25
QAD000A	350 MCM CU	320	18-#12	0.664	1.36	1.45	1.78	2306	15	405	42	41	153	23	460	64	69	152	23
QAE000A	500 MCM CU	320	17-#10	0.794	1.49	1.58	1.95	3085	16	475	32	39	104	21	504	55	57	104	21
QAF000A	750 MCM CU	320	20-#9	0.974	1.68	1.80	2.20	4339	18	556	25	36	71	20	567	45	45	71	20
QAG000A	1000 MCM CU	320	21-#8	1.124	1.83	1.95	2.38	5524	19	603	22	34	54	18	620	39	37	53	18

†Ampacities are based on the following:

Information Subject to Change without Notice.

PRODUCT NOTES:

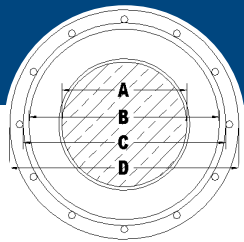
▲ Items are Prysmian authorized stock.
The above dimensions are approximate and subject to normal manufacturing tolerances.
Single Phase Impedance Values Assume Full Return in the Metallic Shield.

Single Phase Operation (Full Neutral Design)

In Duct: One single cable in plastic duct, direct-buried, 90°C conductor temperature, 20°C ambient temperature, earth RHO of 90°C-cm/Watt, 100% load factor, 36 inch depth of burial, and shields short-circuited.
Direct Buried: One single cable, direct-buried, 90°C conductor temperature, 20°C ambient temperature, earth RHO of 90°C-cm/Watt, 100% load factor, 36 inch depth of burial, and shields short-circuited.

Three Phase Operation (1/3 Neutral Design)

In Duct: Three single cables in plastic duct, direct-buried in a triangular configuration, 90°C conductor temperature, 20°C ambient temperature, earth RHO of 90°C-cm/Watt, 100% load factor, 36 inch depth of burial, and shields short-circuited.
Direct Buried: Three single cables, direct-buried, spaced 7.5 inches horizontally, 90°C conductor temperature, 20°C ambient temperature, earth RHO of 90°C-cm/Watt, 100% load factor, 36 inch depth of burial, and shields short-circuited.



Product Number	Conductor	Insulation Thickness (mil/s)		Concentric Neutral		Conductor Diameter (in.)		Insulation Diameter (in.)		Insulation Shield Diameter (in.)		Jacket Diameter (in.)		Cable Weight (lbs/ft)	Minimum Bending Radius (in.)	† Ampacity (Amps)	90°C In Duct				90°C Direct Buried			
		(A)	(B)	(C)	(D)	(A)	(B)	(C)	(D)	(A)	(B)	(C)	(D)				± Sequence Impedance Resistance (μΩ/ft)	± Sequence Impedance Reactance (μΩ/ft)	Zero Sequence Impedance Resistance (μΩ/ft)	Zero Sequence Impedance Reactance (μΩ/ft)	± Ampacity (Amps)	± Sequence Impedance Resistance (μΩ/ft)	± Sequence Impedance Reactance (μΩ/ft)	Zero Sequence Impedance Resistance (μΩ/ft)
35kV 100% Aluminum Single Phase - Full Neutral																								
QBP010A	1/0 SOLID AL	345	16-#14	0.325	1.07	1.15	1.39	876	12	168	415	35	415	35	217	415	35	415	35					
QBQ010A	1/0 AWG AL	345	16-#14	0.364	1.10	1.19	1.43	909	12	169	420	34	420	34	218	420	34	420	34					
QBR010A	2/0 AWG AL	345	13-#12	0.408	1.15	1.24	1.51	1053	13	194	328	32	328	33	249	328	32	328	33					
QBS010A	3/0 AWG AL	345	16-#12	0.458	1.20	1.29	1.56	1178	13	220	263	31	263	31	283	263	31	263	31					
QBT010A	4/0 AWG AL	345	13-#10	0.515	1.26	1.34	1.72	1455	14	252	207	30	207	30	321	207	30	207	30					
QBU010A	250 MCM AL	345	16-#10	0.561	1.31	1.40	1.77	1638	15	280	171	28	171	28	353	171	28	171	28					
QBV010A	350 MCM AL	345	16-#9	0.664	1.41	1.50	1.90	1973	16	331	130	26	130	26	416	130	26	130	26					
35kV 100% Aluminum Three Phase - One-Third Neutral																								
QBP000A	1/0 SOLID AL	345	6-#14	0.325	1.07	1.15	1.39	759	12	168	207	54	745	35	219	214	98	729	35					
QBQ000A	1/0 AWG AL	345	6-#14	0.364	1.10	1.19	1.43	792	12	168	212	53	751	34	219	219	96	736	34					
QBR000A	2/0 AWG AL	345	7-#14	0.408	1.15	1.24	1.47	861	12	191	168	51	631	32	248	176	93	618	32					
QBS000A	3/0 AWG AL	345	9-#14	0.458	1.20	1.29	1.52	952	13	218	133	49	493	31	280	143	90	485	31					
QBT000A	4/0 AWG AL	345	11-#14	0.515	1.26	1.34	1.58	1058	13	247	106	47	401	29	314	117	86	395	29					
QBU000A	250 MCM AL	345	13-#14	0.561	1.31	1.40	1.70	1224	14	271	90	47	340	28	339	103	83	335	28					
QBV000A	350 MCM AL	345	18-#14	0.664	1.41	1.50	1.80	1457	15	325	66	44	245	25	394	81	77	243	25					
QBW000A	500 MCM AL	345	16-#12	0.794	1.54	1.66	1.99	1875	16	392	48	42	173	24	452	65	69	171	24					
QBX000A	750 MCM AL	345	24-#12	0.974	1.73	1.85	2.18	2419	18	476	34	39	116	21	517	54	59	115	21					
QBY000A	1000 MCM AL	345	20-#10	1.124	1.88	2.00	2.37	2989	19	536	28	37	88	20	560	47	51	88	20					

† Ampacities are based on the following:

Information Subject to Change without Notice.

PRODUCT NOTES:

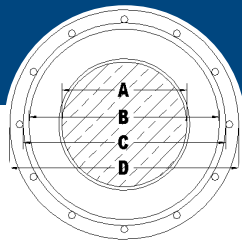
▲ Items are Prysmian authorized stock.
 The above dimensions are approximate and subject to normal manufacturing tolerances.
 Single Phase Impedance Values Assume Full Return in the Metallic Shield.

Single Phase Operation (Full Neutral Design)

In Duct: One single cable in plastic duct, direct-buried, 90°C conductor temperature, 20°C ambient temperature, earth RHO of 90°C-cm/Watt, 100% load factor, 36 inch depth of burial, and shields short-circuited.
 Direct Buried: One single cable, direct-buried, 90°C conductor temperature, 20°C ambient temperature, earth RHO of 90°C-cm/Watt, 100% load factor, 36 inch depth of burial, and shields short-circuited.

Three Phase Operation (1/3 Neutral Design)

In Duct: Three single cables in plastic duct, direct-buried in a triangular configuration, 90°C conductor temperature, 20°C ambient temperature, earth RHO of 90°C-cm/Watt, 100% load factor, 36 inch depth of burial, and shields short-circuited.
 Direct Buried: Three single cables, direct-buried, spaced 7.5 inches horizontally, 90°C conductor temperature, 20°C ambient temperature, earth RHO of 90°C-cm/Watt, 100% load factor, 36 inch depth of burial, and shields short-circuited.



TRXLPE URD

35kV 100%

Product Number	Conductor	Insulation Thickness (mils)		Concentric Neutral		Conductor Diameter (in.)		Insulation Diameter (in.)		Insulation Shield Diameter (in.)		Jacket Diameter (in.)		Cable Weight (lbs/ft)	Minimum Bending Radius (in.)	† Ampacity (Amps)	90°C In Duct					90°C Direct Buried				
				(A)	(B)	(C)	(D)																			
35kV 100% Copper Single Phase - Full Neutral																										
QB7Ø1ØA	1/0 SOLID CU	345	16-#12	0.325	1.07	1.15	1.42	1239	12	215	256	36	256	36	276	256	36	256	36							
QB8Ø1ØA	1/0 AWG CU	345	16-#12	0.364	1.10	1.19	1.46	1274	12	217	258	34	258	35	278	258	34	258	35							
QB9Ø1ØA	2/0 AWG CU	345	13-#10	0.408	1.15	1.24	1.55	1516	13	248	203	33	203	33	316	203	33	203	33							
QBAØ1ØA	3/0 AWG CU	345	16-#10	0.458	1.20	1.29	1.60	1749	13	281	163	31	163	31	358	163	31	163	31							
QBBØ1ØA	4/0 AWG CU	345	16-#9	0.515	1.26	1.34	1.74	2141	14	319	130	30	130	30	402	130	30	130	30							
35kV 100% Copper Three Phase - One-Third Neutral																										
QB7ØØØA	1/0 SOLID CU	345	9-#14	0.325	1.07	1.15	1.39	1016	12	216	126	54	484	35	277	137	97	474	35							
QB8ØØØA	1/0 AWG CU	345	9-#14	0.364	1.10	1.19	1.43	1050	12	216	129	53	487	34	278	139	95	478	34							
QB9ØØØA	2/0 AWG CU	345	11-#14	0.408	1.15	1.24	1.47	1188	12	245	103	51	396	32	311	115	92	389	32							
QBAØØØA	3/0 AWG CU	345	14-#14	0.458	1.20	1.29	1.52	1365	13	278	82	49	313	31	347	96	87	308	31							
QBBØØØA	4/0 AWG CU	345	18-#14	0.515	1.26	1.34	1.58	1586	13	314	66	47	245	29	383	83	83	242	29							
QBCØØØA	250 MCM CU	345	21-#14	0.561	1.31	1.40	1.70	1848	14	344	57	47	210	28	409	74	79	207	28							
QBDØØØA	350 MCM CU	345	18-#12	0.664	1.41	1.50	1.83	2363	15	408	42	44	152	26	461	62	70	151	26							
QBEØØØA	500 MCM CU	345	17-#10	0.794	1.54	1.66	2.03	3194	17	480	32	42	104	24	510	53	59	103	24							
QBFØØØA	750 MCM CU	345	20-#9	0.974	1.73	1.85	2.25	4410	18	561	25	38	71	22	573	44	47	71	22							
QBGØØØA	1000 MCM CU	345	21-#8	1.124	1.88	2.00	2.43	5601	20	609	22	36	54	20	626	38	39	53	20							

† Ampacities are based on the following:

Information Subject to Change without Notice.

PRODUCT NOTES:

▲ Items are Prysmian authorized stock.
The above dimensions are approximate and subject to normal manufacturing tolerances.
Single Phase Impedance Values Assume Full Return in the Metallic Shield.

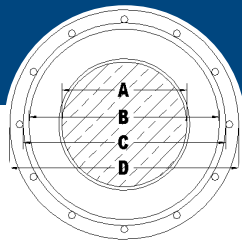
Single Phase Operation (Full Neutral Design)

In Duct: One single cable in plastic duct, direct-buried, 90°C conductor temperature, 20°C ambient temperature, earth RHO of 90°C-cm/Watt, 100% load factor, 36 inch depth of burial, and shields short-circuited.
Direct Buried: One single cable, direct-buried, 90°C conductor temperature, 20°C ambient temperature, earth RHO of 90°C-cm/Watt, 100% load factor, 36 inch depth of burial, and shields short-circuited.

Three Phase Operation (1/3 Neutral Design)

In Duct: Three single cables in plastic duct, direct-buried in a triangular configuration, 90°C conductor temperature, 20°C ambient temperature, earth RHO of 90°C-cm/Watt, 100% load factor, 36 inch depth of burial, and shields short-circuited.
Direct Buried: Three single cables, direct-buried, spaced 7.5 inches horizontally, 90°C conductor temperature, 20°C ambient temperature, earth RHO of 90°C-cm/Watt, 100% load factor, 36 inch depth of burial, and shields short-circuited.





Product Number	Conductor	Insulation Thickness (mil/s)	Concentric Neutral				Cable Weight (lbs/ft)	Minimum Bending Radius (in.)	90°C In Duct						90°C Direct Buried					
			Conductor Diameter (in.)	Insulation Diameter (in.)	Insulation Shield Diameter (in.)	Jacket Diameter (in.)			† Ampacity (Amps)	+/- Sequence Impedance Resistance (μΩ/ft)	+/- Sequence Impedance Reactance (μΩ/ft)	Zero Sequence Impedance Resistance (μΩ/ft)	Zero Sequence Impedance Reactance (μΩ/ft)	† Ampacity (Amps)	+/- Sequence Impedance Resistance (μΩ/ft)	+/- Sequence Impedance Reactance (μΩ/ft)	Zero Sequence Impedance Resistance (μΩ/ft)	Zero Sequence Impedance Reactance (μΩ/ft)		
			(A)	(B)	(C)	(D)			90°C In Duct						90°C Direct Buried					
35kV 133% Aluminum Single Phase - Full Neutral																				
QCP010A	1/0 SOLID AL	420	16-#14	0.325	1.22	1.31	1.55	1020	13	168	415	35	415	35	217	415	35	415	35	
QCQ010A	1/0 AWG AL	420	16-#14	0.364	1.26	1.35	1.58	1056	13	169	420	34	420	34	218	420	34	420	34	
QCR010A	2/0 AWG AL	420	13-#12	0.408	1.30	1.39	1.72	1272	14	194	328	32	328	33	249	328	32	328	33	
QCS010A	3/0 AWG AL	420	16-#12	0.458	1.35	1.44	1.77	1404	15	220	263	31	263	31	283	263	31	263	31	
QCT010A	4/0 AWG AL	420	13-#10	0.515	1.41	1.50	1.87	1631	15	252	207	30	207	30	321	207	30	207	30	
QCU010A	250 MCM AL	420	16-#10	0.561	1.46	1.55	1.93	1819	16	280	171	28	171	28	353	171	28	171	28	
QCV010A	350 MCM AL	420	16-#9	0.664	1.57	1.68	2.08	2213	17	331	130	26	130	26	416	130	26	130	26	
35kV 133% Aluminum Three Phase - One-Third Neutral																				
QCP000A	1/0 SOLID AL	420	6-#14	0.325	1.22	1.31	1.55	903	13	168	207	54	745	35	219	214	98	729	35	
QCQ000A	1/0 AWG AL	420	6-#14	0.364	1.26	1.35	1.58	939	13	168	212	53	751	34	219	219	96	736	34	
QCR000A	2/0 AWG AL	420	7-#14	0.408	1.30	1.39	1.63	1012	14	191	168	51	631	32	248	176	93	618	32	
QCS000A	3/0 AWG AL	420	9-#14	0.458	1.35	1.44	1.74	1174	14	218	133	49	493	31	280	143	90	485	31	
QCT000A	4/0 AWG AL	420	11-#14	0.515	1.41	1.50	1.80	1287	15	247	106	47	401	29	314	117	86	395	29	
QCU000A	250 MCM AL	420	13-#14	0.561	1.46	1.55	1.85	1398	15	271	90	47	340	28	339	103	83	335	28	
QCV000A	350 MCM AL	420	18-#14	0.664	1.57	1.68	1.98	1685	16	325	66	44	245	25	394	81	77	243	25	
QCW000A	500 MCM AL	420	16-#12	0.794	1.70	1.81	2.15	2077	18	392	48	42	173	24	452	65	69	171	24	
QCX000A	750 MCM AL	420	24-#12	0.974	1.88	2.00	2.33	2640	19	476	34	39	116	21	517	54	59	115	21	
QCY000A	1000 MCM AL	420	20-#10	1.124	2.03	2.15	2.53	3228	21	536	28	37	88	20	560	47	51	88	20	

†Ampacities are based on the following:

Information Subject to Change without Notice.

PRODUCT NOTES:

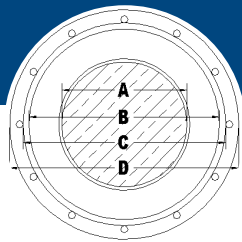
▲ Items are Prysmian authorized stock.
 The above dimensions are approximate and subject to normal manufacturing tolerances.
 Single Phase Impedance Values Assume Full Return in the Metallic Shield.

Single Phase Operation (Full Neutral Design)

In Duct: One single cable in plastic duct, direct-buried, 90°C conductor temperature, 20°C ambient temperature, earth RHO of 90°C-cm/Watt, 100% load factor, 36 inch depth of burial, and shields short-circuited.
 Direct Buried: One single cable, direct-buried, 90°C conductor temperature, 20°C ambient temperature, earth RHO of 90°C-cm/Watt, 100% load factor, 36 inch depth of burial, and shields short-circuited.

Three Phase Operation (1/3 Neutral Design)

In Duct: Three single cables in plastic duct, direct-buried in a triangular configuration, 90°C conductor temperature, 20°C ambient temperature, earth RHO of 90°C-cm/Watt, 100% load factor, 36 inch depth of burial, and shields short-circuited.
 Direct Buried: Three single cables, direct-buried, spaced 7.5 inches horizontally, 90°C conductor temperature, 20°C ambient temperature, earth RHO of 90°C-cm/Watt, 100% load factor, 36 inch depth of burial, and shields short-circuited.



TRXLPE URD

35kV 133%

Product Number	Conductor	Insulation Thickness (mil/s)	Concentric Neutral	Conductor Diameter (in.)				Insulation Shield Diameter (in.)	Jacket Diameter (in.)	Cable Weight (lbs/ft)	Minimum Bending Radius (in.)	90°C In Duct					90°C Direct Buried				
				(A)	(B)	(C)	(D)					† Ampacity (Amps)	+/- Sequence Impedance Resistance (μΩ/ft)	+/- Sequence Impedance Reactance (μΩ/ft)	Zero Sequence Impedance Resistance (μΩ/ft)	Zero Sequence Impedance Reactance (μΩ/ft)	† Ampacity (Amps)	+/- Sequence Impedance Resistance (μΩ/ft)	+/- Sequence Impedance Reactance (μΩ/ft)	Zero Sequence Impedance Resistance (μΩ/ft)	Zero Sequence Impedance Reactance (μΩ/ft)
35kV 133% Copper Single Phase - Full Neutral																					
QC7010A	1/0 SOLID CU	420	16-#12	0.325	1.22	1.31	1.58	1386	13	215	256	36	256	36	276	256	36	256	36		
QC8010A	1/0 AWG CU	420	16-#12	0.364	1.26	1.35	1.62	1425	13	217	258	34	258	35	278	258	34	258	35		
QC9010A	2/0 AWG CU	420	13-#10	0.408	1.30	1.39	1.76	1742	15	248	203	33	203	33	316	203	33	203	33		
QCA010A	3/0 AWG CU	420	16-#10	0.458	1.35	1.44	1.81	1981	15	281	163	31	163	31	358	163	31	163	31		
QCB010A	4/0 AWG CU	420	16-#9	0.515	1.41	1.50	1.90	2319	16	319	130	30	130	30	402	130	30	130	30		
35kV 133% Copper Three Phase - One-Third Neutral																					
QC7000A	1/0 SOLID CU	420	9-#14	0.325	1.22	1.31	1.55	1160	13	216	126	54	484	35	277	137	97	474	35		
QC8000A	1/0 AWG CU	420	9-#14	0.364	1.26	1.35	1.58	1197	13	216	129	53	487	34	278	139	95	478	34		
QC9000A	2/0 AWG CU	420	11-#14	0.408	1.30	1.39	1.63	1340	14	245	103	51	396	32	311	115	92	389	32		
QCA000A	3/0 AWG CU	420	14-#14	0.458	1.35	1.44	1.74	1587	14	278	82	49	313	31	347	96	87	308	31		
QCB000A	4/0 AWG CU	420	18-#14	0.515	1.41	1.50	1.80	1816	15	314	66	47	245	29	383	83	83	242	29		
QCC000A	250 MCM CU	420	21-#14	0.561	1.46	1.55	1.85	2022	15	344	57	47	210	28	409	74	79	207	28		
QCD000A	350 MCM CU	420	18-#12	0.664	1.57	1.68	2.02	2595	17	408	42	44	152	26	461	62	70	151	26		
QCE000A	500 MCM CU	420	17-#10	0.794	1.70	1.81	2.19	3401	18	480	32	42	104	24	510	53	59	103	24		
QCF000A	750 MCM CU	420	20-#9	0.974	1.88	2.00	2.40	4637	20	561	25	38	71	22	573	44	47	71	22		
QCG000A	1000 MCM CU	420	21-#8	1.124	2.03	2.15	2.58	5846	21	609	22	36	54	20	626	38	39	53	20		

† Ampacities are based on the following:

Information Subject to Change without Notice.

PRODUCT NOTES:

▲ Items are Prysmian authorized stock.
 The above dimensions are approximate and subject to normal manufacturing tolerances.
 Single Phase Impedance Values Assume Full Return in the Metallic Shield.

Single Phase Operation (Full Neutral Design)

In Duct: One single cable in plastic duct, direct-buried, 90°C conductor temperature, 20°C ambient temperature, earth RHO of 90°C-cm/Watt, 100% load factor, 36 inch depth of burial, and shields short-circuited.
 Direct Buried: One single cable, direct-buried, 90°C conductor temperature, 20°C ambient temperature, earth RHO of 90°C-cm/Watt, 100% load factor, 36 inch depth of burial, and shields short-circuited.

Three Phase Operation (1/3 Neutral Design)

In Duct: Three single cables in plastic duct, direct-buried in a triangular configuration, 90°C conductor temperature, 20°C ambient temperature, earth RHO of 90°C-cm/Watt, 100% load factor, 36 inch depth of burial, and shields short-circuited.
 Direct Buried: Three single cables, direct-buried, spaced 7.5 inches horizontally, 90°C conductor temperature, 20°C ambient temperature, earth RHO of 90°C-cm/Watt, 100% load factor, 36 inch depth of burial, and shields short-circuited.

