



## Description

Single conductor cable with filled strand or solid aluminum or copper conductors, triple extruded insulation system consisting of a thermosetting semiconducting conductor shield, high dielectric strength EPROTENAX™ EPR insulation, thermosetting semiconducting insulation shield, semiconducting water swellable layer, Sealed LC Shield® Water Swellable Bridging Tape, linear low-density polyethylene (LLDPE) jacket.

## Specifications

## Ratings

**ICEA** ICEA S-97-682

**AEIC** AEIC CS8

**ICEA** ICEA T-31-610

**ICEA** ICEA T-34-664

For 105°C continuous, 140°C emergency, 250°C short-circuit operation.



## Design Parameters

### Conductor

- Solid or Class B Compressed concentric strand Aluminum alloy 1350 or soft drawn annealed copper per ASTM. Stranded conductors are water-blocked with STRANDSEAL® conductor filling compound.

### Conductor Shield

- Extruded thermosetting semiconducting shield which is free stripping from the conductor and bonded to the insulation.

### Insulation

- Natural high dielectric strength EPROTENAX™ EPR-based insulation, combined with other materials and agents that enhance the electrical and mechanical characteristics assuring extended cable life.

### Insulation Shield

- Extruded thermosetting semiconducting shield with controlled adhesion to the insulation providing the required balance between electrical integrity and ease of stripping.

### Water Swellable Layer

- Semi-conducting water swellable tape applied underneath the LC Shield® to prevent radial water penetration.

### LC Shield®

- A transversely corrugated copper tape is longitudinally applied over the semiconducting water swellable tape, overlapped, and sealed with a flexible hot-melt adhesive. This design prevents the ingress of water radially into the insulation system and accommodates the expansion and contraction of the cable during thermal cycling. Ripcords are applied under LC Shield® and semi-conducting tape to facilitate removal.

### Water Swellable Layer

- Water swellable agents over the LC Shield® and water swellable bridging tape centered over the LC Shield® overlap.

### Jacket

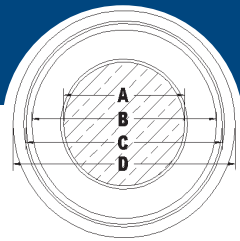
- Black insulating sunlight resistant linear low-density polyethylene jacket tightly applied over the LC Shield® with three extruded red stripes and NESC lightning bolt symbol.

## Options

- Black jacket with no stripes
- Multiplex cables
- Compact stranded conductors
- UL Rating if Required
- 46kV

## Installations

- |                  |                 |
|------------------|-----------------|
| Conduit in Air   | Direct Buried   |
| Underground Duct | Isolated in Air |
| Wet Locations    | Dry Locations   |
| With Messenger   | Utility Primary |



# EPR TRIPLESEAL™

15kV 100%

Product Number	Conductor	Insulation Thickness (mils)		Conductor Diameter (in.)		Insulation Diameter (in.)		Jacket Diameter (in.)		Cable Weight (lbs/ft)	Minimum Bending Radius (in.)	‡ 105°C In Duct				‡ 105°C Direct Buried			
		LC Shield Thickness		(A)	(B)	(C)	(D)					† Ampacity (Amps)	+/- Sequence Impedance Resistance (μΩ/ft)	+/- Sequence Impedance Reactance (μΩ/ft)	Zero Sequence Impedance Resistance (μΩ/ft)	Zero Sequence Impedance Reactance (μΩ/ft)	† Ampacity (Amps)	+/- Sequence Impedance Resistance (μΩ/ft)	+/- Sequence Impedance Reactance (μΩ/ft)
<b>15kV 100% Aluminum Three Phase 8 mil LC</b>																			
QMQ120A	1/0 AWG AL	175	8 mil LC	0.364	0.76	0.82	1.12	591	14	180	222	47	723	25	246	232	96	710	25
QMR120A	2/0 AWG AL	175	8 mil LC	0.408	0.81	0.87	1.17	649	14	205	176	45	653	24	278	186	93	641	24
QMS120A	3/0 AWG AL	175	8 mil LC	0.458	0.86	0.92	1.22	714	15	234	139	43	591	23	315	149	90	581	23
QMT120A	4/0 AWG AL	175	8 mil LC	0.515	0.92	0.97	1.27	792	16	266	111	42	537	21	354	121	87	529	21
QMU120A	250 MCM AL	175	8 mil LC	0.561	0.97	1.03	1.33	870	16	292	94	40	498	20	386	104	85	491	20
QMV120A	350 MCM AL	175	8 mil LC	0.664	1.07	1.15	1.45	1056	18	352	68	39	431	19	454	78	81	425	19
QMW120A	500 MCM AL	175	8 mil LC	0.794	1.20	1.28	1.58	1290	19	428	48	37	375	17	537	58	77	371	17
QMX120A	750 MCM AL	175	8 mil LC	0.974	1.39	1.46	1.82	1752	22	532	33	35	319	16	637	43	72	316	16
QMY120A	1000 MCM AL	175	8 mil LC	1.124	1.54	1.63	1.99	2135	24	615	26	34	283	15	713	36	68	281	15
<b>15kV 100% Aluminum Three Phase 10 mil LC</b>																			
QMQ130A	1/0 AWG AL	175	10 mil LC	0.364	0.76	0.82	1.12	621	14	180	222	47	623	25	245	234	95	612	25
QMR130A	2/0 AWG AL	175	10 mil LC	0.408	0.81	0.87	1.17	682	14	205	176	45	557	24	277	188	92	548	24
QMS130A	3/0 AWG AL	175	10 mil LC	0.458	0.86	0.92	1.22	747	15	234	139	43	500	23	313	152	89	492	23
QMT130A	4/0 AWG AL	175	10 mil LC	0.515	0.92	0.97	1.27	827	16	266	111	42	452	21	352	124	86	445	21
QMU130A	250 MCM AL	175	10 mil LC	0.561	0.97	1.03	1.33	907	16	292	94	40	417	20	382	107	84	412	20
QMV130A	350 MCM AL	175	10 mil LC	0.664	1.07	1.15	1.45	1096	18	352	68	39	358	19	449	81	80	354	19
QMW130A	500 MCM AL	175	10 mil LC	0.794	1.20	1.28	1.58	1333	19	427	48	37	310	17	528	61	75	307	17
QMX130A	750 MCM AL	175	10 mil LC	0.974	1.39	1.46	1.82	1802	22	529	33	35	261	16	622	46	70	260	16
QMY130A	1000 MCM AL	175	10 mil LC	1.124	1.54	1.63	1.99	2189	24	611	26	34	231	15	692	38	67	230	15

†Ampacities are based on the following:

Information Subject to Change without Notice.

**PRODUCT NOTES:**

▲ Items are Prysmian authorized stock. The above dimensions are approximate and subject to normal manufacturing tolerances.

**Three Phase Operation**

In Duct: Three single cables in plastic duct, direct-buried in a triangular configuration, 105°C conductor temperature, 20°C ambient temperature, earth RHO of 90°C-cm/Watt, 100% load factor, 36 inch depth of burial, and shields short-circuited.

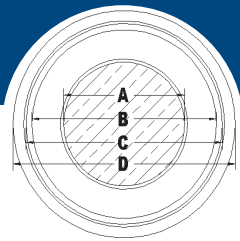
Direct Buried: Three single cables, direct-buried, spaced 7.5 inches horizontally, 105°C conductor temperature, 20°C ambient temperature, earth RHO of 90°C-cm/Watt, 100% load factor, 36 inch depth of burial, and shields short-circuited.

‡EPROTENAX® EPR-insulated cables are capable of operating at 105°C. However, the maximum operating temperature of the cable should be based on the maximum operating temperature of the cable accessories to be used.



1-800-845-8507 (US)  
1-800-263-4405 (West-CAN)  
1-800-361-1418 (East-CAN)

www.prysmianusa.com  
www.prysmiancanada.com



# EPR TRIPLESEAL™

15kV 100%

Product Number	Conductor	Insulation Thickness (mil)		Conductor Diameter (in.)		Insulation Diameter (in.)		Jacket Diameter (in.)		Cable Weight (lbs/ft)	Minimum Bending Radius (in.)	± 105°C In Duct				± 105°C Direct Buried			
		LC Shield Thickness		(A)	(B)	(C)	(D)					± Ampacity (Amps)	+/- Sequence Impedance Resistance (μΩ/ft)	+/- Sequence Impedance Reactance (μΩ/ft)	Zero Sequence Impedance Resistance (μΩ/ft)	Zero Sequence Impedance Reactance (μΩ/ft)	± Ampacity (Amps)	+/- Sequence Impedance Resistance (μΩ/ft)	+/- Sequence Impedance Reactance (μΩ/ft)
<b>15kV 100% Copper Three Phase 8 mil LC</b>																			
QM8120A	1/0 AWG CU	175	8 mil LC	0.364	0.76	0.82	1.12	813	14	231	134	47	635	25	313	144	96	623	25
QM9120A	2/0 AWG CU	175	8 mil LC	0.408	0.81	0.87	1.17	930	14	263	107	45	584	24	353	117	93	573	24
QMA120A	3/0 AWG CU	175	8 mil LC	0.458	0.86	0.92	1.22	1067	15	299	85	43	537	23	397	95	90	527	23
QMB120A	4/0 AWG CU	175	8 mil LC	0.515	0.92	0.97	1.27	1237	16	340	68	42	494	21	445	78	87	486	21
QMC120A	250 MCM CU	175	8 mil LC	0.561	0.97	1.03	1.33	1397	16	373	58	40	462	20	482	68	85	455	20
QMD120A	350 MCM CU	175	8 mil LC	0.664	1.07	1.15	1.45	1800	18	449	42	39	405	19	562	52	81	400	19
QME120A	500 MCM CU	175	8 mil LC	0.794	1.20	1.28	1.58	2360	19	541	30	37	357	17	654	40	77	354	17
QMF120A	750 MCM CU	175	8 mil LC	0.974	1.39	1.46	1.82	3351	22	663	21	35	307	16	759	31	72	305	16
QMG120A	1000 MCM CU	175	8 mil LC	1.124	1.54	1.63	1.99	4275	24	755	17	34	274	15	833	27	68	273	15
<b>15kV 100% Copper Three Phase 10 mil LC</b>																			
QM8130A	1/0 AWG CU	175	10 mil LC	0.364	0.76	0.82	1.12	843	14	231	135	47	535	25	312	146	95	525	25
QM9130A	2/0 AWG CU	175	10 mil LC	0.408	0.81	0.87	1.17	962	14	263	107	45	488	24	350	119	92	480	24
QMA130A	3/0 AWG CU	175	10 mil LC	0.458	0.86	0.92	1.22	1101	15	299	85	43	446	23	393	97	89	439	23
QMB130A	4/0 AWG CU	175	10 mil LC	0.515	0.92	0.97	1.27	1272	16	339	68	42	409	21	440	80	86	403	21
QMC130A	250 MCM CU	175	10 mil LC	0.561	0.97	1.03	1.33	1434	16	372	58	40	381	20	475	70	84	376	20
QMD130A	350 MCM CU	175	10 mil LC	0.664	1.07	1.15	1.45	1841	18	447	42	39	332	19	552	54	80	329	19
QME130A	500 MCM CU	175	10 mil LC	0.794	1.20	1.28	1.58	2404	19	539	30	37	292	17	638	43	75	289	17
QMF130A	750 MCM CU	175	10 mil LC	0.974	1.39	1.46	1.82	3401	22	658	22	35	250	16	734	34	70	248	16
QMG130A	1000 MCM CU	175	10 mil LC	1.124	1.54	1.63	1.99	4329	24	746	17	34	223	15	799	29	67	222	15

†Ampacities are based on the following:

Information Subject to Change without Notice.

**PRODUCT NOTES:**

▲ Items are Prysmian authorized stock. The above dimensions are approximate and subject to normal manufacturing tolerances.

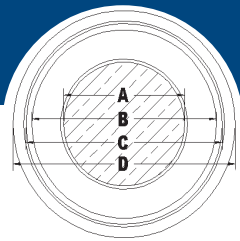
**Three Phase Operation**

In Duct: Three single cables in plastic duct, direct-buried in a triangular configuration, 105°C conductor temperature, 20°C ambient temperature, earth RHO of 90°C-cm/Watt, 100% load factor, 36 inch depth of burial, and shields short-circuited.

Direct Buried: Three single cables, direct-buried, spaced 7.5 inches horizontally, 105°C conductor temperature, 20°C ambient temperature, earth RHO of 90°C-cm/Watt, 100% load factor, 36 inch depth of burial, and shields short-circuited.

‡EPROTENAX® EPR-insulated cables are capable of operating at 105°C. However, the maximum operating temperature of the cable should be based on the maximum operating temperature of the cable accessories to be used.





# EPR TRIPLESEAL™

15kV 133%

Product Number	Conductor	Insulation Thickness (mils)	LC Shield Thickness	Conductor Diameter (in.)				Cable Weight (lbs/ft)	Minimum Bending Radius (in.)	± 105°C In Duct					± 105°C Direct Buried				
				(A)	(B)	(C)	(D)			± Ampacity (Amps)	+/- Sequence Impedance Resistance (μΩ/ft)	+/- Sequence Impedance Reactance (μΩ/ft)	Zero Sequence Impedance Resistance (μΩ/ft)	Zero Sequence Impedance Reactance (μΩ/ft)	± Ampacity (Amps)	+/- Sequence Impedance Resistance (μΩ/ft)	+/- Sequence Impedance Reactance (μΩ/ft)	Zero Sequence Impedance Resistance (μΩ/ft)	Zero Sequence Impedance Reactance (μΩ/ft)
<b>15kV 133% Aluminum Three Phase 8 mil LC</b>																			
QNM120A	2 AWG AL	220	8 mil LC	0.284	0.77	0.83	1.13	584	14	140	351	53	842	32	190	361	102	825	32
QNN120A	1 SOLID AL	220	8 mil LC	0.289	0.78	0.84	1.14	595	14	159	273	52	761	31	215	283	100	746	31
QNO120A	1 AWG AL	220	8 mil LC	0.324	0.81	0.87	1.17	628	15	160	279	50	748	30	215	289	98	734	30
QNP120A	1/0 SOLID AL	220	8 mil LC	0.325	0.82	0.87	1.17	641	15	181	217	50	686	29	244	227	97	672	29
QNQ120A	1/0 AWG AL	220	8 mil LC	0.364	0.85	0.91	1.21	678	15	180	222	47	723	25	246	232	96	710	25
QNR120A	2/0 AWG AL	220	8 mil LC	0.408	0.90	0.96	1.26	735	16	205	176	45	653	24	278	186	93	641	24
QNS120A	3/0 AWG AL	220	8 mil LC	0.458	0.95	1.01	1.31	803	16	234	139	43	591	23	315	149	90	581	23
QNT120A	4/0 AWG AL	220	8 mil LC	0.515	1.01	1.06	1.36	890	17	266	111	42	537	21	354	121	87	529	21
QNU120A	250 MCM AL	220	8 mil LC	0.561	1.06	1.13	1.43	988	18	292	94	40	498	20	386	104	85	491	20
QNV120A	350 MCM AL	220	8 mil LC	0.664	1.16	1.24	1.54	1161	19	352	68	39	431	19	454	78	81	425	19
QNW120A	500 MCM AL	220	8 mil LC	0.794	1.29	1.37	1.67	1409	20	428	48	37	375	17	537	58	77	371	17
QNX120A	750 MCM AL	220	8 mil LC	0.974	1.48	1.55	1.91	1884	23	532	33	35	319	16	637	43	72	316	16
QNY120A	1000 MCM AL	220	8 mil LC	1.124	1.63	1.72	2.08	2283	25	615	26	34	283	15	713	36	68	281	15
<b>15kV 133% Aluminum Three Phase 10 mil LC</b>																			
QNM130A	2 AWG AL	220	10 mil LC	0.284	0.77	0.83	1.13	615	14	140	351	53	743	32	189	363	101	731	32
QNN130A	1 SOLID AL	220	10 mil LC	0.289	0.78	0.84	1.14	627	14	159	274	52	664	31	214	286	99	651	31
QNO130A	1 AWG AL	220	10 mil LC	0.324	0.81	0.87	1.17	660	15	160	279	50	654	30	215	291	97	643	30
QNP130A	1/0 SOLID AL	220	10 mil LC	0.325	0.82	0.87	1.17	673	15	181	217	50	592	29	243	229	96	581	29
QNQ130A	1/0 AWG AL	220	10 mil LC	0.364	0.85	0.91	1.21	711	15	180	222	47	623	25	245	234	95	612	25
QNR130A	2/0 AWG AL	220	10 mil LC	0.408	0.90	0.96	1.26	770	16	205	176	45	557	24	277	188	92	548	24
QNS130A	3/0 AWG AL	220	10 mil LC	0.458	0.95	1.01	1.31	839	16	234	139	43	500	23	313	152	89	492	23
QNT130A	4/0 AWG AL	220	10 mil LC	0.515	1.01	1.06	1.36	928	17	266	111	42	452	21	352	124	86	445	21
QNU130A	250 MCM AL	220	10 mil LC	0.561	1.06	1.13	1.43	1029	18	292	94	40	417	20	382	107	84	412	20
QNV130A	350 MCM AL	220	10 mil LC	0.664	1.16	1.24	1.54	1203	19	352	68	39	358	19	449	81	80	354	19
QNW130A	500 MCM AL	220	10 mil LC	0.794	1.29	1.37	1.67	1456	20	427	48	37	310	17	528	61	75	307	17
QNX130A	750 MCM AL	220	10 mil LC	0.974	1.48	1.55	1.91	1936	23	529	33	35	261	16	622	46	70	260	16
QNY130A	1000 MCM AL	220	10 mil LC	1.124	1.63	1.72	2.08	2341	25	611	26	34	231	15	692	38	67	230	15

†Ampacities are based on the following:

Information Subject to Change without Notice.

**PRODUCT NOTES:**

▲ Items are Prysmian authorized stock. The above dimensions are approximate and subject to normal manufacturing tolerances.

**Three Phase Operation**

In Duct: Three single cables in plastic duct, direct-buried in a triangular configuration, 105°C conductor temperature, 20°C ambient temperature, earth RHO of 90°C-cm/Watt, 100% load factor, 36 inch depth of burial, and shields short-circuited.

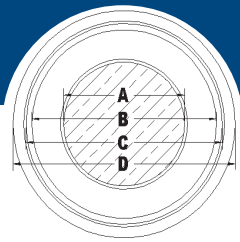
Direct Buried: Three single cables, direct-buried, spaced 7.5 inches horizontally, 105°C conductor temperature, 20°C ambient temperature, earth RHO of 90°C-cm/Watt, 100% load factor, 36 inch depth of burial, and shields short-circuited.

‡EPROTENAX® EPR-insulated cables are capable of operating at 105°C. However, the maximum operating temperature of the cable should be based on the maximum operating temperature of the cable accessories to be used.



1-800-845-8507 (US)  
1-800-263-4405 (West-CAN)  
1-800-361-1418 (East-CAN)

www.prysmianusa.com  
www.prysmiancanada.com



# EPR TRIPLSEAL™

15kV 133%

Product Number	Conductor	Insulation Thickness (mils)	LC Shield Thickness	Conductor Dimensions				Cable Weight (lbs/ft)	Minimum Bending Radius (in.)	† 105°C In Duct						‡ 105°C Direct Buried					
				(A)	(B)	(C)	(D)			† Ampacity (Amps)	± Sequence Impedance Resistance (μΩ/ft)	± Sequence Impedance Reactance (μΩ/ft)	Zero Sequence Impedance Resistance (μΩ/ft)	Zero Sequence Impedance Reactance (μΩ/ft)	† Ampacity (Amps)	± Sequence Impedance Resistance (μΩ/ft)	± Sequence Impedance Reactance (μΩ/ft)	Zero Sequence Impedance Resistance (μΩ/ft)	Zero Sequence Impedance Reactance (μΩ/ft)		
<b>15kV 133% Copper Three Phase 8 mil LC</b>																					
QN4120A	2 AWG CU	220	8 mil LC	0.284	0.77	0.83	1.13	723	14	180	213	53	704	32	242	223	102	688	32		
QN5120A	1 SOLID CU	220	8 mil LC	0.289	0.78	0.84	1.14	770	14	205	166	52	654	31	274	176	100	639	31		
QN6120A	1 AWG CU	220	8 mil LC	0.324	0.81	0.87	1.17	804	15	205	170	50	639	30	274	180	98	625	30		
QN7120A	1/0 SOLID CU	220	8 mil LC	0.325	0.82	0.87	1.17	863	15	233	132	50	601	29	310	142	97	587	29		
QN8120A	1/0 AWG CU	220	8 mil LC	0.364	0.85	0.91	1.21	900	15	231	134	47	635	25	313	144	96	623	25		
QN9120A	2/0 AWG CU	220	8 mil LC	0.408	0.90	0.96	1.26	1015	16	263	107	45	584	24	353	117	93	573	24		
QNA120A	3/0 AWG CU	220	8 mil LC	0.458	0.95	1.01	1.31	1157	16	299	85	43	537	23	397	95	90	527	23		
QNB120A	4/0 AWG CU	220	8 mil LC	0.515	1.01	1.06	1.36	1335	17	340	68	42	494	21	445	78	87	486	21		
QNC120A	250 MCM CU	220	8 mil LC	0.561	1.06	1.13	1.43	1516	18	373	58	40	462	20	482	68	85	455	20		
QND120A	350 MCM CU	220	8 mil LC	0.664	1.16	1.24	1.54	1905	19	449	42	39	405	19	562	52	81	400	19		
QNE120A	500 MCM CU	220	8 mil LC	0.794	1.29	1.37	1.67	2479	20	541	30	37	357	17	654	40	77	354	17		
QNF120A	750 MCM CU	220	8 mil LC	0.974	1.48	1.55	1.91	3483	23	663	21	35	307	16	759	31	72	305	16		
QNG120A	1000 MCM CU	220	8 mil LC	1.124	1.63	1.72	2.08	4423	25	755	17	34	274	15	833	27	68	273	15		
<b>15kV 133% Copper Three Phase 10 mil LC</b>																					
QN4130A	2 AWG CU	220	10 mil LC	0.284	0.77	0.83	1.13	754	14	180	213	53	605	32	241	225	101	593	32		
QN5130A	1 SOLID CU	220	10 mil LC	0.289	0.78	0.84	1.14	801	14	205	166	52	556	31	273	178	99	544	31		
QN6130A	1 AWG CU	220	10 mil LC	0.324	0.81	0.87	1.17	836	15	205	170	50	545	30	273	182	97	534	30		
QN7130A	1/0 SOLID CU	220	10 mil LC	0.325	0.82	0.87	1.17	895	15	232	132	50	507	29	308	144	96	496	29		
QN8130A	1/0 AWG CU	220	10 mil LC	0.364	0.85	0.91	1.21	933	15	231	135	47	535	25	312	146	95	525	25		
QN9130A	2/0 AWG CU	220	10 mil LC	0.408	0.90	0.96	1.26	1050	16	263	107	45	488	24	350	119	92	480	24		
QNA130A	3/0 AWG CU	220	10 mil LC	0.458	0.95	1.01	1.31	1192	16	299	85	43	446	23	393	97	89	439	23		
QNB130A	4/0 AWG CU	220	10 mil LC	0.515	1.01	1.06	1.36	1373	17	339	68	42	409	21	440	80	86	403	21		
QNC130A	250 MCM CU	220	10 mil LC	0.561	1.06	1.13	1.43	1556	18	372	58	40	381	20	475	70	84	376	20		
QND130A	350 MCM CU	220	10 mil LC	0.664	1.16	1.24	1.54	1948	19	447	42	39	332	19	552	54	80	329	19		
QNE130A	500 MCM CU	220	10 mil LC	0.794	1.29	1.37	1.67	2527	20	539	30	37	292	17	638	43	75	289	17		
QNF130A	750 MCM CU	220	10 mil LC	0.974	1.48	1.55	1.91	3535	23	658	22	35	250	16	734	34	70	248	16		
QNG130A	1000 MCM CU	220	10 mil LC	1.124	1.63	1.72	2.08	4481	25	746	17	34	223	15	799	29	67	222	15		

† Ampacities are based on the following:

Information Subject to Change without Notice.

**PRODUCT NOTES:**

**Three Phase Operation**

▲ Items are Prysmian authorized stock. The above dimensions are approximate and subject to normal manufacturing tolerances.

In Duct: Three single cables in plastic duct, direct-buried in a triangular configuration, 105°C conductor temperature, 20°C ambient temperature, earth RHO of 90°C-cm/Watt, 100% load factor, 36 inch depth of burial, and shields short-circuited.

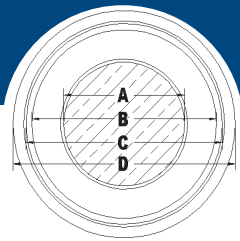
Direct Buried: Three single cables, direct-buried, spaced 7.5 inches horizontally, 105°C conductor temperature, 20°C ambient temperature, earth RHO of 90°C-cm/Watt, 100% load factor, 36 inch depth of burial, and shields short-circuited.

‡ EPROTENAX® EPR-insulated cables are capable of operating at 105°C. However, the maximum operating temperature of the cable should be based on the maximum operating temperature of the cable accessories to be used.



1-800-845-8507 (US)  
1-800-263-4405 (West-CAN)  
1-800-361-1418 (East-CAN)

www.prysmianusa.com  
www.prysmiancanada.com



# EPR TRIPLESEAL™

25kV 100%

Product Number	Conductor	Insulation Thickness (mils)	LC Shield Thickness	Conductor Diameter (in.)				Cable Weight (lbs/ft)	Minimum Bending Radius (in.)	‡ 105°C In Duct					‡ 105°C Direct Buried				
				(A)	(B)	(C)	(D)			† Ampacity (Amps)	+/- Sequence Impedance Resistance (μΩ/ft)	+/- Sequence Impedance Reactance (μΩ/ft)	Zero Sequence Impedance Resistance (μΩ/ft)	Zero Sequence Impedance Reactance (μΩ/ft)	† Ampacity (Amps)	+/- Sequence Impedance Resistance (μΩ/ft)	+/- Sequence Impedance Reactance (μΩ/ft)	Zero Sequence Impedance Resistance (μΩ/ft)	Zero Sequence Impedance Reactance (μΩ/ft)
<b>25kV 100% Aluminum Three Phase 8 mil LC</b>																			
QON120A	1 SOLID AL	260	8 mil LC	0.289	0.86	0.92	1.22	670	15	160	273	53	717	33	213	284	100	702	33
QOO120A	1 AWG AL	260	8 mil LC	0.324	0.89	0.95	1.25	705	16	161	279	52	707	31	214	289	98	694	31
QOP120A	1/0 SOLID AL	260	8 mil LC	0.325	0.90	0.95	1.25	718	16	182	217	51	645	31	241	227	97	632	31
QOQ120A	1/0 AWG AL	260	8 mil LC	0.364	0.93	0.99	1.29	757	16	182	222	50	635	30	241	232	96	622	30
QOR120A	2/0 AWG AL	260	8 mil LC	0.408	0.98	1.04	1.34	817	17	208	176	48	572	28	273	186	93	561	28
QOS120A	3/0 AWG AL	260	8 mil LC	0.458	1.03	1.10	1.40	910	17	237	139	47	512	27	309	150	90	502	27
QOT120A	4/0 AWG AL	260	8 mil LC	0.515	1.09	1.16	1.46	996	18	269	111	45	466	25	348	122	87	458	25
QOU120A	250 MCM AL	260	8 mil LC	0.561	1.14	1.21	1.51	1082	19	295	94	44	434	24	378	105	85	427	24
QOV120A	350 MCM AL	260	8 mil LC	0.664	1.24	1.32	1.62	1265	20	355	68	41	382	22	447	78	81	376	22
QOW120A	500 MCM AL	260	8 mil LC	0.794	1.37	1.45	1.81	1598	22	431	48	40	335	20	527	59	76	331	20
QOX120A	750 MCM AL	260	8 mil LC	0.974	1.56	1.65	2.01	2037	25	534	33	38	285	18	629	44	71	282	18
QOY120A	1000 MCM AL	260	8 mil LC	1.124	1.71	1.80	2.16	2417	26	616	26	36	257	17	707	36	68	255	17
<b>25kV 100% Aluminum Three Phase 10 mil LC</b>																			
QON130A	1 SOLID AL	260	10 mil LC	0.289	0.86	0.92	1.22	704	15	160	274	53	628	33	212	286	99	617	33
QOO130A	1 AWG AL	260	10 mil LC	0.324	0.89	0.95	1.25	740	16	161	279	52	621	31	213	291	97	611	31
QOP130A	1/0 SOLID AL	260	10 mil LC	0.325	0.90	0.95	1.25	752	16	182	217	51	559	31	240	230	96	549	31
QOQ130A	1/0 AWG AL	260	10 mil LC	0.364	0.93	0.99	1.29	793	16	182	222	50	552	30	240	235	94	542	30
QOR130A	2/0 AWG AL	260	10 mil LC	0.408	0.98	1.04	1.34	854	17	207	176	48	493	28	272	189	91	484	28
QOS130A	3/0 AWG AL	260	10 mil LC	0.458	1.03	1.10	1.40	949	17	237	140	47	437	27	307	152	89	430	27
QOT130A	4/0 AWG AL	260	10 mil LC	0.515	1.09	1.16	1.46	1036	18	268	112	45	395	25	345	124	86	389	25
QOU130A	250 MCM AL	260	10 mil LC	0.561	1.14	1.21	1.51	1125	19	294	95	44	366	24	375	107	83	360	24
QOV130A	350 MCM AL	260	10 mil LC	0.664	1.24	1.32	1.62	1312	20	354	68	41	319	22	442	81	79	315	22
QOW130A	500 MCM AL	260	10 mil LC	0.794	1.37	1.45	1.81	1647	22	429	49	40	278	20	518	61	75	275	20
QOX130A	750 MCM AL	260	10 mil LC	0.974	1.56	1.65	2.01	2092	25	531	34	37	234	18	615	46	70	233	18
QOY130A	1000 MCM AL	260	10 mil LC	1.124	1.71	1.80	2.16	2477	26	611	26	36	211	17	686	39	66	209	17

†Ampacities are based on the following:

Information Subject to Change without Notice.

**PRODUCT NOTES:**

▲ Items are Prysmian authorized stock. The above dimensions are approximate and subject to normal manufacturing tolerances.

**Three Phase Operation**

In Duct: Three single cables in plastic duct, direct-buried in a triangular configuration, 105°C conductor temperature, 20°C ambient temperature, earth RHO of 90°C-cm/Watt, 100% load factor, 36 inch depth of burial, and shields short-circuited.

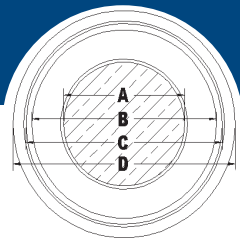
Direct Buried: Three single cables, direct-buried, spaced 7.5 inches horizontally, 105°C conductor temperature, 20°C ambient temperature, earth RHO of 90°C-cm/Watt, 100% load factor, 36 inch depth of burial, and shields short-circuited.

‡EPROTENAX® EPR-insulated cables are capable of operating at 105°C. However, the maximum operating temperature of the cable should be based on the maximum operating temperature of the cable accessories to be used.



1-800-845-8507 (US)  
1-800-263-4405 (West-CAN)  
1-800-361-1418 (East-CAN)

www.prysmianusa.com  
www.prysmiancanada.com



# EPR TRIPLESEAL™

25kV 100%

Product Number	Conductor	Insulation Thickness (mil)	LC Shield Thickness	Conductor Diameter (in.)				Cable Weight (lbs/ft)	Minimum Bending Radius (in.)	‡ 105°C In Duct					‡ 105°C Direct Buried				
				(A)	(B)	(C)	(D)			† Ampacity (Amps)	+/- Sequence Impedance Resistance (μΩ/ft)	+/- Sequence Impedance Reactance (μΩ/ft)	Zero Sequence Impedance Resistance (μΩ/ft)	Zero Sequence Impedance Reactance (μΩ/ft)	† Ampacity (Amps)	+/- Sequence Impedance Resistance (μΩ/ft)	+/- Sequence Impedance Reactance (μΩ/ft)	Zero Sequence Impedance Resistance (μΩ/ft)	Zero Sequence Impedance Reactance (μΩ/ft)
<b>25kV 100% Copper Three Phase 8 mil LC</b>																			
QO5120A	1 SOLID CU	260	8 mil LC	0.289	0.86	0.92	1.22	845	15	206	166	53	610	33	272	176	100	595	33
QO6120A	1 AWG CU	260	8 mil LC	0.324	0.89	0.95	1.25	881	16	206	170	52	598	31	272	180	98	585	31
QO7120A	1/0 SOLID CU	260	8 mil LC	0.325	0.90	0.95	1.25	940	16	234	132	51	560	31	307	142	97	547	31
QO8120A	1/0 AWG CU	260	8 mil LC	0.364	0.93	0.99	1.29	980	16	234	135	50	547	30	307	145	95	535	30
QO9120A	2/0 AWG CU	260	8 mil LC	0.408	0.98	1.04	1.34	1098	17	266	107	48	503	28	346	117	93	493	28
QOA120A	3/0 AWG CU	260	8 mil LC	0.458	1.03	1.10	1.40	1263	17	303	85	47	458	27	389	96	90	449	27
QOB120A	4/0 AWG CU	260	8 mil LC	0.515	1.09	1.16	1.46	1441	18	343	68	45	423	25	437	78	87	416	25
QOC120A	250 MCM CU	260	8 mil LC	0.561	1.14	1.21	1.51	1609	19	377	58	44	398	24	474	68	85	391	24
QOD120A	350 MCM CU	260	8 mil LC	0.664	1.24	1.32	1.62	2010	20	452	42	41	356	22	554	52	81	351	22
QOE120A	500 MCM CU	260	8 mil LC	0.794	1.37	1.45	1.81	2668	22	545	30	40	317	20	643	41	76	314	20
QOF120A	750 MCM CU	260	8 mil LC	0.974	1.56	1.65	2.01	3635	25	665	21	38	273	18	751	32	71	272	18
QOG120A	1000 MCM CU	260	8 mil LC	1.124	1.71	1.80	2.16	4557	26	757	17	36	249	17	826	27	68	247	17
<b>25kV 100% Copper Three Phase 10 mil LC</b>																			
QO5130A	1 SOLID CU	260	10 mil LC	0.289	0.86	0.92	1.22	879	15	206	166	53	521	33	270	179	99	510	33
QO6130A	1 AWG CU	260	10 mil LC	0.324	0.89	0.95	1.25	916	16	206	170	52	513	31	270	183	97	502	31
QO7130A	1/0 SOLID CU	260	10 mil LC	0.325	0.90	0.95	1.25	975	16	234	132	51	474	31	305	145	96	447	31
QO8130A	1/0 AWG CU	260	10 mil LC	0.364	0.93	0.99	1.29	1015	16	234	135	50	464	30	306	147	94	455	30
QO9130A	2/0 AWG CU	260	10 mil LC	0.408	0.98	1.04	1.34	1135	17	266	107	48	424	28	344	120	91	416	28
QOA130A	3/0 AWG CU	260	10 mil LC	0.458	1.03	1.10	1.40	1302	17	302	85	47	383	27	386	98	89	376	27
QOB130A	4/0 AWG CU	260	10 mil LC	0.515	1.09	1.16	1.46	1482	18	343	68	45	352	25	431	81	86	346	25
QOC130A	250 MCM CU	260	10 mil LC	0.561	1.14	1.21	1.51	1652	19	376	58	44	330	24	467	71	83	325	24
QOD130A	350 MCM CU	260	10 mil LC	0.664	1.24	1.32	1.62	2056	20	450	42	41	293	22	543	55	79	290	22
QOE130A	500 MCM CU	260	10 mil LC	0.794	1.37	1.45	1.81	2718	22	541	31	40	260	20	627	43	75	257	20
QOF130A	750 MCM CU	260	10 mil LC	0.974	1.56	1.65	2.01	3691	25	659	22	37	223	18	761	34	70	222	18
QOG130A	1000 MCM CU	260	10 mil LC	1.124	1.71	1.80	2.16	4617	26	748	17	36	202	17	794	30	66	201	17

†Ampacities are based on the following:

Information Subject to Change without Notice.

**PRODUCT NOTES:**

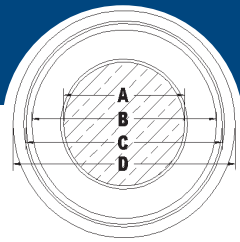
▲ Items are Prysmian authorized stock. The above dimensions are approximate and subject to normal manufacturing tolerances.

**Three Phase Operation**

In Duct: Three single cables in plastic duct, direct-buried in a triangular configuration, 105°C conductor temperature, 20°C ambient temperature, earth RHO of 90°C-cm/Watt, 100% load factor, 36 inch depth of burial, and shields short-circuited.

Direct Buried: Three single cables, direct-buried, spaced 7.5 inches horizontally, 105°C conductor temperature, 20°C ambient temperature, earth RHO of 90°C-cm/Watt, 100% load factor, 36 inch depth of burial, and shields short-circuited.

‡EPROTENAX® EPR-insulated cables are capable of operating at 105°C. However, the maximum operating temperature of the cable should be based on the maximum operating temperature of the cable accessories to be used.



# EPR TRIPLSEAL™

25kV 133%

Product Number	Conductor	Insulation Thickness (mil)	LC Shield Thickness	Conductor Diameter (in.)				Cable Weight (lbs/ft)	Minimum Bending Radius (in.)	‡ 105°C In Duct					‡ 105°C Direct Buried				
				(A)	(B)	(C)	(D)			† Ampacity (Amps)	+/- Sequence Impedance Resistance (μΩ/ft)	+/- Sequence Impedance Reactance (μΩ/ft)	Zero Sequence Impedance Resistance (μΩ/ft)	Zero Sequence Impedance Reactance (μΩ/ft)	† Ampacity (Amps)	+/- Sequence Impedance Resistance (μΩ/ft)	+/- Sequence Impedance Reactance (μΩ/ft)	Zero Sequence Impedance Resistance (μΩ/ft)	Zero Sequence Impedance Reactance (μΩ/ft)
<b>25kV 133% Aluminum Three Phase 8 mil LC</b>																			
QPN120A	1 SOLID AL	320	8 mil LC	0.289	0.98	1.04	1.34	801	17	160	273	53	717	33	213	284	100	702	33
QPO120A	1 AWG AL	320	8 mil LC	0.324	1.02	1.08	1.38	834	17	161	279	52	707	31	214	289	98	694	31
QPP120A	1/0 SOLID AL	320	8 mil LC	0.325	1.02	1.08	1.38	847	17	182	217	51	645	31	241	227	97	632	31
QPQ120A	1/0 AWG AL	320	8 mil LC	0.364	1.06	1.13	1.43	912	18	182	222	50	635	30	241	232	96	622	30
QPR120A	2/0 AWG AL	320	8 mil LC	0.408	1.10	1.18	1.48	977	18	208	176	48	572	28	273	186	93	561	28
QPS120A	3/0 AWG AL	320	8 mil LC	0.458	1.15	1.23	1.53	1053	19	237	139	47	512	27	309	150	90	502	27
QPT120A	4/0 AWG AL	320	8 mil LC	0.515	1.21	1.28	1.58	1150	19	269	111	45	466	25	348	122	87	458	25
QPU120A	250 MCM AL	320	8 mil LC	0.561	1.26	1.34	1.64	1236	20	295	94	44	434	24	378	105	85	427	24
QPV120A	350 MCM AL	320	8 mil LC	0.664	1.37	1.44	1.80	1511	22	355	68	41	382	22	447	78	81	376	22
QPW120A	500 MCM AL	320	8 mil LC	0.794	1.50	1.57	1.93	1780	24	431	48	40	335	20	527	59	76	331	20
QPX120A	750 MCM AL	320	8 mil LC	0.974	1.68	1.77	2.13	2239	26	534	33	38	285	18	629	44	71	282	18
QPY120A	1000 MCM AL	320	8 mil LC	1.124	1.83	1.92	2.28	2634	28	616	26	36	257	17	707	36	68	255	17
<b>25kV 133% Aluminum Three Phase 10 mil LC</b>																			
QPN130A	1 SOLID AL	320	10 mil LC	0.289	0.98	1.04	1.34	839	17	160	274	53	628	33	212	286	99	617	33
QPO130A	1 AWG AL	320	10 mil LC	0.324	1.02	1.08	1.38	872	17	161	279	52	621	31	213	291	97	611	31
QPP130A	1/0 SOLID AL	320	10 mil LC	0.325	1.02	1.08	1.38	885	17	182	217	51	559	31	240	230	96	549	31
QPQ130A	1/0 AWG AL	320	10 mil LC	0.364	1.06	1.13	1.43	952	18	182	222	50	552	30	240	235	94	542	30
QPR130A	2/0 AWG AL	320	10 mil LC	0.408	1.10	1.18	1.48	1018	18	207	176	48	493	28	272	189	91	484	28
QPS130A	3/0 AWG AL	320	10 mil LC	0.458	1.15	1.23	1.53	1096	19	237	140	47	437	27	307	152	89	430	27
QPT130A	4/0 AWG AL	320	10 mil LC	0.515	1.21	1.28	1.58	1195	19	268	112	45	395	25	345	124	86	389	25
QPU130A	250 MCM AL	320	10 mil LC	0.561	1.26	1.34	1.64	1283	20	294	95	44	366	24	375	107	83	360	24
QPV130A	350 MCM AL	320	10 mil LC	0.664	1.37	1.44	1.80	1560	22	354	68	41	319	22	442	81	79	315	22
QPW130A	500 MCM AL	320	10 mil LC	0.794	1.50	1.57	1.93	1834	24	429	49	40	278	20	518	61	75	275	20
QPX130A	750 MCM AL	320	10 mil LC	0.974	1.68	1.77	2.13	2298	26	531	34	37	234	18	615	46	70	233	18
QPY130A	1000 MCM AL	320	10 mil LC	1.124	1.83	1.92	2.28	2697	28	611	26	36	211	17	686	39	66	209	17

†Ampacities are based on the following:

Information Subject to Change without Notice.

**PRODUCT NOTES:**

▲ Items are Prysmian authorized stock. The above dimensions are approximate and subject to normal manufacturing tolerances.

**Three Phase Operation**

In Duct: Three single cables in plastic duct, direct-buried in a triangular configuration, 105°C conductor temperature, 20°C ambient temperature, earth RHO of 90°C-cm/Watt, 100% load factor, 36 inch depth of burial, and shields short-circuited.

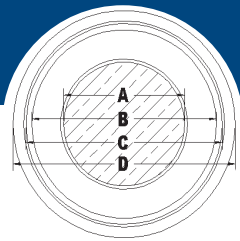
Direct Buried: Three single cables, direct-buried, spaced 7.5 inches horizontally, 105°C conductor temperature, 20°C ambient temperature, earth RHO of 90°C-cm/Watt, 100% load factor, 36 inch depth of burial, and shields short-circuited.

‡EPROTENAX® EPR-insulated cables are capable of operating at 105°C. However, the maximum operating temperature of the cable should be based on the maximum operating temperature of the cable accessories to be used.



1-800-845-8507 (US)  
1-800-263-4405 (West-CAN)  
1-800-361-1418 (East-CAN)

www.prysmianusa.com  
www.prysmiancanada.com



# EPR TRIPLSEAL™

25kV 133%

Product Number	Conductor	Insulation Thickness (mil)	LC Shield Thickness	Conductor Diameter (in.)				Cable Weight (lbs/ft)	Minimum Bending Radius (in.)	‡ 105°C In Duct					‡ 105°C Direct Buried				
				(A)	(B)	(C)	(D)			† Ampacity (Amps)	+/- Sequence Impedance Resistance (μΩ/ft)	+/- Sequence Impedance Reactance (μΩ/ft)	Zero Sequence Impedance Resistance (μΩ/ft)	Zero Sequence Impedance Reactance (μΩ/ft)	† Ampacity (Amps)	+/- Sequence Impedance Resistance (μΩ/ft)	+/- Sequence Impedance Reactance (μΩ/ft)	Zero Sequence Impedance Resistance (μΩ/ft)	Zero Sequence Impedance Reactance (μΩ/ft)
<b>25kV 133% Copper Three Phase 8 mil LC</b>																			
QP5120A	1 SOLID CU	320	8 mil LC	0.289	0.98	1.04	1.34	976	17	206	166	53	610	33	272	176	100	595	33
QP6120A	1 AWG CU	320	8 mil LC	0.324	1.02	1.08	1.38	1010	17	206	170	52	598	31	272	180	98	585	31
QP7120A	1/0 SOLID CU	320	8 mil LC	0.325	1.02	1.08	1.38	1069	17	234	132	51	560	31	307	142	97	547	31
QP8120A	1/0 AWG CU	320	8 mil LC	0.364	1.06	1.13	1.43	1134	18	234	135	50	547	30	307	145	95	535	30
QP9120A	2/0 AWG CU	320	8 mil LC	0.408	1.10	1.18	1.48	1257	18	266	107	48	503	28	346	117	93	493	28
QPA120A	3/0 AWG CU	320	8 mil LC	0.458	1.15	1.23	1.53	1407	19	303	85	47	458	27	389	96	90	449	27
QPB120A	4/0 AWG CU	320	8 mil LC	0.515	1.21	1.28	1.58	1595	19	343	68	45	423	25	437	78	87	416	25
QPC120A	250 MCM CU	320	8 mil LC	0.561	1.26	1.34	1.64	1763	20	377	58	44	398	24	474	68	85	391	24
QPD120A	350 MCM CU	320	8 mil LC	0.664	1.37	1.44	1.80	2255	22	452	42	41	356	22	554	52	81	351	22
QPE120A	500 MCM CU	320	8 mil LC	0.794	1.50	1.57	1.93	2851	24	545	30	40	317	20	643	41	76	314	20
QPF120A	750 MCM CU	320	8 mil LC	0.974	1.68	1.77	2.13	3838	26	665	21	38	273	18	751	32	71	272	18
QPG120A	1000 MCM CU	320	8 mil LC	1.124	1.83	1.92	2.28	4774	28	757	17	36	249	17	826	27	68	247	17
<b>25kV 133% Copper Three Phase 10 mil LC</b>																			
QP5130A	1 SOLID CU	320	10 mil LC	0.289	0.98	1.04	1.34	1014	17	206	166	53	521	33	270	179	99	510	33
QP6130A	1 AWG CU	320	10 mil LC	0.324	1.02	1.08	1.38	1048	17	206	170	52	513	31	270	183	97	502	31
QP7130A	1/0 SOLID CU	320	10 mil LC	0.325	1.02	1.08	1.38	1107	17	234	132	51	474	31	305	145	96	447	31
QP8130A	1/0 AWG CU	320	10 mil LC	0.364	1.06	1.13	1.43	1174	18	234	135	50	464	30	306	147	94	455	30
QP9130A	2/0 AWG CU	320	10 mil LC	0.408	1.10	1.18	1.48	1298	18	266	107	48	424	28	344	120	91	416	28
QPA130A	3/0 AWG CU	320	10 mil LC	0.458	1.15	1.23	1.53	1449	19	302	85	47	383	27	386	98	89	376	27
QPB130A	4/0 AWG CU	320	10 mil LC	0.515	1.21	1.28	1.58	1640	19	343	68	45	352	25	431	81	86	346	25
QPC130A	250 MCM CU	320	10 mil LC	0.561	1.26	1.34	1.64	1810	20	376	58	44	330	24	467	71	83	325	24
QPD130A	350 MCM CU	320	10 mil LC	0.664	1.37	1.44	1.80	2305	22	450	42	41	293	22	543	55	79	290	22
QPE130A	500 MCM CU	320	10 mil LC	0.794	1.50	1.57	1.93	2904	24	541	31	40	260	20	627	43	75	257	20
QPF130A	750 MCM CU	320	10 mil LC	0.974	1.68	1.77	2.13	3897	26	659	22	37	223	18	761	34	70	222	18
QPG130A	1000 MCM CU	320	10 mil LC	1.124	1.83	1.92	2.28	4838	28	748	17	36	202	17	794	30	66	201	17

†Ampacities are based on the following:

Information Subject to Change without Notice.

**PRODUCT NOTES:**

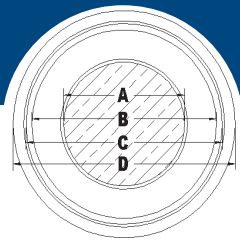
▲ Items are Prysmian authorized stock. The above dimensions are approximate and subject to normal manufacturing tolerances.

**Three Phase Operation**

In Duct: Three single cables in plastic duct, direct-buried in a triangular configuration, 105°C conductor temperature, 20°C ambient temperature, earth RHO of 90°C-cm/Watt, 100% load factor, 36 inch depth of burial, and shields short-circuited.

Direct Buried: Three single cables, direct-buried, spaced 7.5 inches horizontally, 105°C conductor temperature, 20°C ambient temperature, earth RHO of 90°C-cm/Watt, 100% load factor, 36 inch depth of burial, and shields short-circuited.

‡EPROTENAX® EPR-insulated cables are capable of operating at 105°C. However, the maximum operating temperature of the cable should be based on the maximum operating temperature of the cable accessories to be used.



# EPR TRIPLSEAL™

35kV 100%

Product Number	Conductor	Insulation Thickness (mils)	LC Shield Thickness	Conductor Dimensions				Cable Weight (lbs/ft)	Minimum Bending Radius (in.)	† 105°C In Duct					‡ 105°C Direct Buried				
				(A)	(B)	(C)	(D)			† Ampacity (Amps)	± Sequence Impedance Resistance (μΩ/ft)	± Sequence Impedance Reactance (μΩ/ft)	Zero Sequence Impedance Resistance (μΩ/ft)	Zero Sequence Impedance Reactance (μΩ/ft)	† Ampacity (Amps)	± Sequence Impedance Resistance (μΩ/ft)	± Sequence Impedance Reactance (μΩ/ft)	Zero Sequence Impedance Resistance (μΩ/ft)	Zero Sequence Impedance Reactance (μΩ/ft)
<b>35kV 100% Aluminum Three Phase 8 mil LC</b>																			
QQP120A	1/0 SOLID AL	345	8 mil LC	0.325	1.07	1.14	1.44	923	18	184	217	55	573	35	237	228	97	561	35
QQQ120A	1/0 AWG AL	345	8 mil LC	0.364	1.11	1.18	1.48	968	18	184	222	53	567	34	237	233	95	556	34
QQR120A	2/0 AWG AL	345	8 mil LC	0.408	1.15	1.23	1.53	1035	19	209	176	51	510	32	269	187	92	500	32
QQS120A	3/0 AWG AL	345	8 mil LC	0.458	1.20	1.28	1.58	1118	19	238	139	49	460	30	304	150	89	452	30
QQT120A	4/0 AWG AL	345	8 mil LC	0.515	1.26	1.33	1.63	1212	20	270	111	48	419	28	343	122	87	411	28
QQU120A	250 MCM AL	345	8 mil LC	0.561	1.31	1.39	1.75	1384	21	297	94	46	391	27	373	105	84	384	27
QQV120A	350 MCM AL	345	8 mil LC	0.664	1.42	1.49	1.85	1581	23	357	68	44	345	25	440	79	80	339	25
QQW120A	500 MCM AL	345	8 mil LC	0.794	1.55	1.64	2.00	1885	24	432	48	42	301	23	521	59	76	297	23
QQX120A	750 MCM AL	345	8 mil LC	0.974	1.73	1.82	2.18	2328	27	534	33	39	260	21	623	44	71	258	21
QQY120A	1000 MCM AL	345	8 mil LC	1.124	1.88	1.97	2.33	2728	29	616	26	38	236	19	701	36	68	234	19
<b>35kV 100% Aluminum Three Phase 10 mil LC</b>																			
QQP130A	1/0 SOLID AL	345	10 mil LC	0.325	1.07	1.14	1.44	963	18	184	217	55	501	35	236	230	96	492	35
QQQ130A	1/0 AWG AL	345	10 mil LC	0.364	1.11	1.18	1.48	1010	18	184	223	53	498	34	236	236	94	489	34
QQR130A	2/0 AWG AL	345	10 mil LC	0.408	1.15	1.23	1.53	1078	19	209	177	51	443	32	267	190	91	435	32
QQS130A	3/0 AWG AL	345	10 mil LC	0.458	1.20	1.28	1.58	1163	19	238	140	49	396	30	302	153	88	389	30
QQT130A	4/0 AWG AL	345	10 mil LC	0.515	1.26	1.33	1.63	1258	20	270	112	48	357	28	340	125	85	351	28
QQU130A	250 MCM AL	345	10 mil LC	0.561	1.31	1.39	1.75	1432	21	296	95	46	331	27	370	108	83	326	27
QQV130A	350 MCM AL	345	10 mil LC	0.664	1.42	1.49	1.85	1632	23	356	68	44	289	25	435	81	79	285	25
QQW130A	500 MCM AL	345	10 mil LC	0.794	1.55	1.64	2.00	1941	24	430	49	42	250	23	512	62	74	247	23
QQX130A	750 MCM AL	345	10 mil LC	0.974	1.73	1.82	2.18	2389	27	531	34	39	215	21	609	46	69	213	21
QQY130A	1000 MCM AL	345	10 mil LC	1.124	1.88	1.97	2.33	2794	29	611	26	38	194	19	682	39	66	193	19

†Ampacities are based on the following:

Information Subject to Change without Notice.

**PRODUCT NOTES:**

▲ Items are Prysmian authorized stock. The above dimensions are approximate and subject to normal manufacturing tolerances.

**Three Phase Operation**

In Duct: Three single cables in plastic duct, direct-buried in a triangular configuration, 105°C conductor temperature, 20°C ambient temperature, earth RHO of 90°C-cm/Watt, 100% load factor, 36 inch depth of burial, and shields short-circuited.

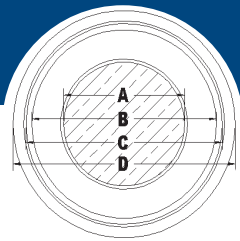
Direct Buried: Three single cables, direct-buried, spaced 7.5 inches horizontally, 105°C conductor temperature, 20°C ambient temperature, earth RHO of 90°C-cm/Watt, 100% load factor, 36 inch depth of burial, and shields short-circuited.

‡EPROTENAX® EPR-insulated cables are capable of operating at 105°C. However, the maximum operating temperature of the cable should be based on the maximum operating temperature of the cable accessories to be used.



1-800-845-8507 (US)  
1-800-263-4405 (West-CAN)  
1-800-361-1418 (East-CAN)

www.prysmianusa.com  
www.prysmiancanada.com



# EPR TRIPLESEAL™

35kV 100%

Product Number	Conductor	Insulation Thickness (mils)	LC Shield Thickness	Conductor Dimensions (in.)				Cable Weight (lbs/ft)	Minimum Bending Radius (in.)	± 105°C In Duct						± 105°C Direct Buried					
				(A)	(B)	(C)	(D)			† Ampacity (Amps)	+/- Sequence Impedance Resistance (μΩ/ft)	+/- Sequence Impedance Reactance (μΩ/ft)	Zero Sequence Impedance Resistance (μΩ/ft)	Zero Sequence Impedance Reactance (μΩ/ft)	† Ampacity (Amps)	+/- Sequence Impedance Resistance (μΩ/ft)	+/- Sequence Impedance Reactance (μΩ/ft)	Zero Sequence Impedance Resistance (μΩ/ft)	Zero Sequence Impedance Reactance (μΩ/ft)		
<b>35kV 100% Copper Three Phase 8 mil LC</b>																					
QQ7120A	1/0 SOLID CU	345	8 mil LC	0.325	1.07	1.14	1.44	1145	18	236	132	55	488	35	302	143	97	477	35		
QQ8120A	1/0 AWG CU	345	8 mil LC	0.364	1.11	1.18	1.48	1191	18	237	135	53	480	34	302	145	95	469	34		
QQ9120A	2/0 AWG CU	345	8 mil LC	0.408	1.15	1.23	1.53	1315	19	269	107	51	441	32	341	118	92	431	32		
QQA120A	3/0 AWG CU	345	8 mil LC	0.458	1.20	1.28	1.58	1471	19	305	85	49	406	30	384	96	89	398	30		
QQB120A	4/0 AWG CU	345	8 mil LC	0.515	1.26	1.33	1.63	1657	20	346	68	48	376	28	430	79	87	369	28		
QQC120A	250 MCM CU	345	8 mil LC	0.561	1.31	1.39	1.75	1911	21	379	58	46	354	27	467	69	84	348	27		
QQD120A	350 MCM CU	345	8 mil LC	0.664	1.42	1.49	1.85	2326	23	454	42	44	319	25	545	53	80	314	25		
QQE120A	500 MCM CU	345	8 mil LC	0.794	1.55	1.64	2.00	2956	24	546	30	42	283	23	635	41	76	280	23		
QQF120A	750 MCM CU	345	8 mil LC	0.974	1.73	1.82	2.18	3926	27	666	21	39	249	21	744	32	71	247	21		
QQG120A	1000 MCM CU	345	8 mil LC	1.124	1.88	1.97	2.33	4869	29	757	17	38	228	19	820	27	68	226	19		
<b>35kV 100% Copper Three Phase 10 mil LC</b>																					
QQ7130A	1/0 SOLID CU	345	10 mil LC	0.325	1.07	1.14	1.44	1186	18	236	132	55	417	35	300	145	96	408	35		
QQ8130A	1/0 AWG CU	345	10 mil LC	0.364	1.11	1.18	1.48	1232	18	237	135	53	410	34	300	148	94	402	34		
QQ9130A	2/0 AWG CU	345	10 mil LC	0.408	1.15	1.23	1.53	1358	19	268	108	51	374	32	338	121	91	366	32		
QQA130A	3/0 AWG CU	345	10 mil LC	0.458	1.20	1.28	1.58	1517	19	304	86	49	342	30	380	99	88	336	30		
QQB130A	4/0 AWG CU	345	10 mil LC	0.515	1.26	1.33	1.63	1704	20	345	68	48	314	28	426	82	85	309	28		
QQC130A	250 MCM CU	345	10 mil LC	0.561	1.31	1.39	1.75	1959	21	378	58	46	295	27	461	71	83	290	27		
QQD130A	350 MCM CU	345	10 mil LC	0.664	1.42	1.49	1.85	2377	23	452	42	44	263	25	535	55	79	260	25		
QQE130A	500 MCM CU	345	10 mil LC	0.794	1.55	1.64	2.00	3011	24	543	31	42	232	23	620	44	75	230	23		
QQF130A	750 MCM CU	345	10 mil LC	0.974	1.73	1.82	2.18	3988	27	660	22	39	203	21	721	34	69	202	21		
QQG130A	1000 MCM CU	345	10 mil LC	1.124	1.88	1.97	2.33	4934	29	748	17	38	185	19	789	30	66	185	19		

†Ampacities are based on the following:

Information Subject to Change without Notice.

**PRODUCT NOTES:**

▲ Items are Prysmian authorized stock. The above dimensions are approximate and subject to normal manufacturing tolerances.

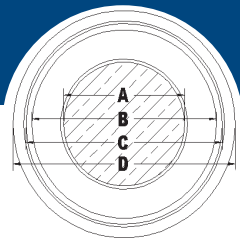
**Three Phase Operation**

In Duct: Three single cables in plastic duct, direct-buried in a triangular configuration, 105°C conductor temperature, 20°C ambient temperature, earth RHO of 90°C-cm/Watt, 100% load factor, 36 inch depth of burial, and shields short-circuited.

Direct Buried: Three single cables, direct-buried, spaced 7.5 inches horizontally, 105°C conductor temperature, 20°C ambient temperature, earth RHO of 90°C-cm/Watt, 100% load factor, 36 inch depth of burial, and shields short-circuited.

‡EPROTENAX® EPR-insulated cables are capable of operating at 105°C. However, the maximum operating temperature of the cable should be based on the maximum operating temperature of the cable accessories to be used.





# EPR TRIPLESEAL™

35kV 133%

Product Number	Conductor	Insulation Thickness (mil)	LC Shield Thickness	Conductor Diameter (in.)				Insulation Shield Diameter (in.)	Jacket Diameter (in.)	Cable Weight (lbs/ft)	Minimum Bending Radius (in.)	‡ 105°C In Duct				‡ 105°C Direct Buried			
				(A)	(B)	(C)	(D)					+ Ampacity (Amps)	+/- Sequence Impedance Resistance (µΩ/ft)	+/- Sequence Impedance Reactance (µΩ/ft)	Zero Sequence Impedance Resistance (µΩ/ft)	Zero Sequence Impedance Reactance (µΩ/ft)	+ Ampacity (Amps)	+/- Sequence Impedance Resistance (µΩ/ft)	+/- Sequence Impedance Reactance (µΩ/ft)
<b>35kV 133% Aluminum Three Phase 8 mil LC</b>																			
QRP120A	1/0 SOLID AL	420	8 mil LC	0.325	1.22	1.29	1.59	1105	20	184	217	55	573	35	237	228	97	561	35
QRQ120A	1/0 AWG AL	420	8 mil LC	0.364	1.26	1.33	1.63	1155	20	184	222	53	567	34	237	233	95	556	34
QRR120A	2/0 AWG AL	420	8 mil LC	0.408	1.30	1.38	1.68	1226	21	209	176	51	510	32	269	187	92	500	32
QRS120A	3/0 AWG AL	420	8 mil LC	0.458	1.35	1.43	1.79	1395	22	238	139	49	460	30	304	150	89	452	30
QRT120A	4/0 AWG AL	420	8 mil LC	0.515	1.41	1.48	1.84	1499	23	270	111	48	419	28	343	122	87	411	28
QRU120A	250 MCM AL	420	8 mil LC	0.561	1.46	1.54	1.90	1601	23	297	94	46	391	27	373	105	84	384	27
QRV120A	350 MCM AL	420	8 mil LC	0.664	1.57	1.66	2.02	1840	25	357	68	44	345	25	440	79	80	339	25
QRW120A	500 MCM AL	420	8 mil LC	0.794	1.70	1.79	2.15	2131	26	432	48	42	301	23	521	59	76	297	23
QRX120A	750 MCM AL	420	8 mil LC	0.974	1.88	1.97	2.33	2596	29	534	33	39	260	21	623	44	71	258	21
QRY120A	1000 MCM AL	420	8 mil LC	1.124	2.03	2.12	2.48	3015	30	616	26	38	236	19	701	36	68	234	19
<b>35kV 133% Aluminum Three Phase 10 mil LC</b>																			
QRP130A	1/0 SOLID AL	420	10 mil LC	0.325	1.22	1.29	1.59	1150	20	184	217	55	501	35	236	230	96	492	35
QRQ130A	1/0 AWG AL	420	10 mil LC	0.364	1.26	1.33	1.63	1201	20	184	223	53	498	34	236	236	94	489	34
QRR130A	2/0 AWG AL	420	10 mil LC	0.408	1.30	1.38	1.68	1274	21	209	177	51	443	32	267	190	91	435	32
QRS130A	3/0 AWG AL	420	10 mil LC	0.458	1.35	1.43	1.79	1445	22	238	140	49	396	30	302	153	88	389	30
QRT130A	4/0 AWG AL	420	10 mil LC	0.515	1.41	1.48	1.84	1550	23	270	112	48	357	28	340	125	85	351	28
QRU130A	250 MCM AL	420	10 mil LC	0.561	1.46	1.54	1.90	1654	23	296	95	46	331	27	370	108	83	326	27
QRV130A	350 MCM AL	420	10 mil LC	0.664	1.57	1.66	2.02	1896	25	356	68	44	289	25	435	81	79	285	25
QRW130A	500 MCM AL	420	10 mil LC	0.794	1.70	1.79	2.15	2192	26	430	49	42	250	23	512	62	74	247	23
QRX130A	750 MCM AL	420	10 mil LC	0.974	1.88	1.97	2.33	2662	29	531	34	39	215	21	609	46	69	213	21
QRY130A	1000 MCM AL	420	10 mil LC	1.124	2.03	2.12	2.48	3085	30	611	26	38	194	19	682	39	66	193	19

†Ampacities are based on the following:

Information Subject to Change without Notice.

**PRODUCT NOTES:**

▲ Items are Prysmian authorized stock. The above dimensions are approximate and subject to normal manufacturing tolerances.

**Three Phase Operation**

In Duct: Three single cables in plastic duct, direct-buried in a triangular configuration, 105°C conductor temperature, 20°C ambient temperature, earth RHO of 90°C-cm/Watt, 100% load factor, 36 inch depth of burial, and shields short-circuited.

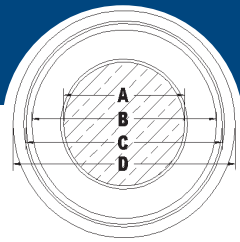
Direct Buried: Three single cables, direct-buried, spaced 7.5 inches horizontally, 105°C conductor temperature, 20°C ambient temperature, earth RHO of 90°C-cm/Watt, 100% load factor, 36 inch depth of burial, and shields short-circuited.

‡EPROTENAX® EPR-insulated cables are capable of operating at 105°C. However, the maximum operating temperature of the cable should be based on the maximum operating temperature of the cable accessories to be used.



1-800-845-8507 (US)  
1-800-263-4405 (West-CAN)  
1-800-361-1418 (East-CAN)

www.prysmianusa.com  
www.prysmiancanada.com



# EPR TRIPLSEAL™

35kV 133%

Product Number	Conductor	Insulation Thickness (mil)	LC Shield Thickness	Conductor Diameter (in.)				Insulation Shield Diameter (in.)	Jacket Diameter (in.)	Cable Weight (lbs/ft)	Minimum Bending Radius (in.)	‡ 105°C In Duct				‡ 105°C Direct Buried			
				(A)	(B)	(C)	(D)					† Ampacity (Amps)	+/- Sequence Impedance Resistance (μΩ/ft)	+/- Sequence Impedance Reactance (μΩ/ft)	Zero Sequence Impedance Resistance (μΩ/ft)	Zero Sequence Impedance Reactance (μΩ/ft)	† Ampacity (Amps)	+/- Sequence Impedance Resistance (μΩ/ft)	+/- Sequence Impedance Reactance (μΩ/ft)
<b>35kV 133% Copper Three Phase 8 mil LC</b>																			
QR7120A	1/0 SOLID CU	420	8 mil LC	0.325	1.22	1.29	1.59	1327	20	236	132	55	488	35	302	143	97	477	35
QR8120A	1/0 AWG CU	420	8 mil LC	0.364	1.26	1.33	1.63	1377	20	237	135	53	480	34	302	145	95	469	34
QR9120A	2/0 AWG CU	420	8 mil LC	0.408	1.30	1.38	1.68	1507	21	269	107	51	441	32	341	118	92	431	32
QRA120A	3/0 AWG CU	420	8 mil LC	0.458	1.35	1.43	1.79	1749	22	305	85	49	406	30	384	96	89	398	30
QRB120A	4/0 AWG CU	420	8 mil LC	0.515	1.41	1.48	1.84	1944	23	346	68	48	376	28	430	79	87	369	28
QRC120A	250 MCM CU	420	8 mil LC	0.561	1.46	1.54	1.90	2128	23	379	58	46	354	27	467	69	84	348	27
QRD120A	350 MCM CU	420	8 mil LC	0.664	1.57	1.66	2.02	2584	25	454	42	44	319	25	545	53	80	314	25
QRE120A	500 MCM CU	420	8 mil LC	0.794	1.70	1.79	2.15	3202	26	546	30	42	283	23	635	41	76	280	23
QRF120A	750 MCM CU	420	8 mil LC	0.974	1.88	1.97	2.33	4195	29	666	21	39	249	21	744	32	71	247	21
QRG120A	1000 MCM CU	420	8 mil LC	1.124	2.03	2.12	2.48	5155	30	757	17	38	228	19	820	27	68	226	19
<b>35kV 133% Copper Three Phase 10 mil LC</b>																			
QR7130A	1/0 SOLID CU	420	10 mil LC	0.325	1.22	1.29	1.59	1372	20	236	132	55	417	35	300	145	96	408	35
QR8130A	1/0 AWG CU	420	10 mil LC	0.364	1.26	1.33	1.63	1423	20	237	135	53	410	34	300	148	94	402	34
QR9130A	2/0 AWG CU	420	10 mil LC	0.408	1.30	1.38	1.68	1554	21	268	108	51	374	32	338	121	91	366	32
QRA130A	3/0 AWG CU	420	10 mil LC	0.458	1.35	1.43	1.79	1799	22	304	86	49	342	30	380	99	88	336	30
QRB130A	4/0 AWG CU	420	10 mil LC	0.515	1.41	1.48	1.84	1995	23	345	68	48	314	28	426	82	85	309	28
QRC130A	250 MCM CU	420	10 mil LC	0.561	1.46	1.54	1.90	2181	23	378	58	46	295	27	461	71	83	290	27
QRD130A	350 MCM CU	420	10 mil LC	0.664	1.57	1.66	2.02	2641	25	452	42	44	263	25	535	55	79	260	25
QRE130A	500 MCM CU	420	10 mil LC	0.794	1.70	1.79	2.15	3262	26	543	31	42	232	23	620	44	75	230	23
QRF130A	750 MCM CU	420	10 mil LC	0.974	1.88	1.97	2.33	4261	29	660	22	39	203	21	721	34	69	20	21
QRG130A	1000 MCM CU	420	10 mil LC	1.124	2.03	2.12	2.48	5225	30	748	17	38	185	19	789	30	66	185	19

†Ampacities are based on the following:

Information Subject to Change without Notice.

**PRODUCT NOTES:**

▲ Items are Prysmian authorized stock. The above dimensions are approximate and subject to normal manufacturing tolerances.

**Three Phase Operation**

In Duct: Three single cables in plastic duct, direct-buried in a triangular configuration, 105°C conductor temperature, 20°C ambient temperature, earth RHO of 90°C-cm/Watt, 100% load factor, 36 inch depth of burial, and shields short-circuited.

Direct Buried: Three single cables, direct-buried, spaced 7.5 inches horizontally, 105°C conductor temperature, 20°C ambient temperature, earth RHO of 90°C-cm/Watt, 100% load factor, 36 inch depth of burial, and shields short-circuited.

‡EPROTENAX® EPR-insulated cables are capable of operating at 105°C. However, the maximum operating temperature of the cable should be based on the maximum operating temperature of the cable accessories to be used.