

Description

Single conductor cable with stranded copper or aluminum conductor, triple extruded insulation system consisting of a thermosetting semiconducting conductor shield, high dielectric strength VOLTALENE™ TRXLPE insulation, thermosetting semiconducting insulation shield, helically applied drain wires, separator tape, and black PVC jacket.

Specifications

Ratings

AEIC AEIC CS8*

ICEA ICEA S-93-639

ICEA ICEA S-97-682

UL UL 1072

Type MV-90
Sunlight Resistant

For 90°C continuous, 130°C emergency, 250°C short-circuit operation.

*Due to a conflict between ICEA S-97-682 and AEIC CS8, all diameters will be in accordance with ICEA S-97-682 only.



Design Parameters

Conductor

- Class B Compressed concentric strand aluminum alloy 1350 or soft drawn annealed copper per ASTM.

Conductor Shield

- Extruded thermosetting semiconducting shield which is free stripping from the conductor and bonded to the insulation.

Insulation

- Natural high dielectric strength VOLTALENE™ TRXLPE insulation, exhibiting an optimum balance of mechanical and electrical properties, insuring resistance to treeing.

Insulation Shield

- Extruded thermosetting semiconducting shield with controlled adhesion to the insulation providing the required balance between electrical integrity and ease of stripping.

Metallic Shield

- Non-magnetic bare copper drain wire shield evenly spaced comprising of 5000 circular mils minimum per inch of calculated core diameter. This system insures a reliable metallic shield that is easily terminated.

Separator Tape

- Moisture resistant helically applied separator tape insuring easy removal of the jacket.

Jacket

- Black sunlight resistant polyvinyl chloride (PVC) jacket tightly applied over the separator tape.

Options

- Strandseal®
- Compact stranded conductors
- Super smooth conductor shield
- Colored Jackets
- CPE, LLDPE, or LSOH Jacket
- Multiplex cables
- Oil Resistant Jacket

Installations



Conduit in Air



Direct Buried



Underground Duct



Isolated in Air



With Messenger



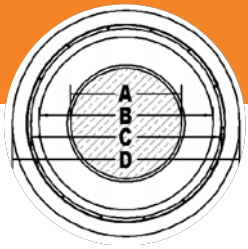
Wet Locations



Dry Locations



Industrial



1/C TRXLPE MV-90 Power (Wire Shield)

5kV

100% | 133%

Product Number	Conductor	Insulation Thickness (mil/s)	Conductor Diameter (in.)				Insulation Shield Diameter (in.)	Jacket Diameter (in.)	Cable Weight (lbs/100')	Minimum Bending Radius (in.)	† Ampacity (Amps)	
			(A)	(B)	(C)	(D)					90°C In Duct	90°C In Air
5kV 100% Copper One Conductor												
Q42400A	4 AWG CU	90	0.226	0.45	0.51	0.69	289	9	110	145		
Q44400A	2 AWG CU	90	0.284	0.51	0.57	0.74	385	9	145	190		
Q46400A	1 AWG CU	90	0.324	0.55	0.61	0.78	450	10	170	225		
Q48400A	1/0 AWG CU	90	0.364	0.59	0.65	0.82	532	10	195	260		
Q49400A	2/0 AWG CU	90	0.408	0.64	0.69	0.91	665	11	220	300		
Q4A400A	3/0 AWG CU	90	0.458	0.69	0.74	0.97	792	12	250	345		
Q4B400A	4/0 AWG CU	90	0.515	0.74	0.80	1.02	947	13	290	400		
Q4C400A	250 MCM CU	90	0.561	0.80	0.85	1.07	1084	13	320	445		
Q4D400A	350 MCM CU	90	0.664	0.90	0.95	1.17	1431	15	385	550		
Q4E400A	500 MCM CU	90	0.794	1.03	1.10	1.32	1958	16	470	695		
Q4F400A	750 MCM CU	90	0.974	1.22	1.29	1.52	2814	19	585	900		
Q4G400A	1000 MCM CU	90	1.124	1.37	1.44	1.67	3647	20	670	1075		
5kV 133% Copper One Conductor												
Q52400A	4 AWG CU	115	0.226	0.50	0.56	0.74	312	9	110	145		
Q54400A	2 AWG CU	115	0.284	0.56	0.62	0.79	411	10	145	190		
Q56400A	1 AWG CU	115	0.324	0.60	0.66	0.83	478	11	170	225		
Q58400A	1/0 AWG CU	115	0.364	0.64	0.70	0.91	594	11	195	260		
Q59400A	2/0 AWG CU	115	0.408	0.69	0.74	0.97	698	12	220	300		
Q5A400A	3/0 AWG CU	115	0.458	0.74	0.79	1.01	824	13	250	345		
Q5B400A	4/0 AWG CU	115	0.515	0.79	0.85	1.07	982	13	290	400		
Q5C400A	250 MCM CU	115	0.561	0.85	0.90	1.12	1122	14	320	445		
Q5D400A	350 MCM CU	115	0.664	0.95	1.00	1.23	1473	15	385	550		
Q5E400A	500 MCM CU	115	0.794	1.08	1.15	1.38	2005	17	470	695		
Q5F400A	750 MCM CU	115	0.974	1.27	1.34	1.57	2864	19	585	900		
Q5G400A	1000 MCM CU	115	1.124	1.42	1.49	1.78	3800	22	670	1075		

†Ampacities are based on the following:

Information Subject to Change without Notice.

PRODUCT NOTES:

▲ Items are Prysmian authorized stock. The above dimensions are approximate and subject to normal manufacturing tolerances.

Three Phase Operation

In Duct (NEC Table 310-77): Three single cables in plastic duct, direct-buried, 90°C conductor temperature, 20°C ambient temperature, earth RHO of 90°C-cm/Watt, 100% load factor, and shields short-circuited.

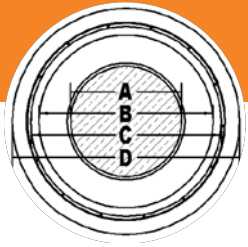
Isolated in Air (NEC Table 310-69): Single conductor cable, 90°C conductor temperature, 40°C ambient temperature, and shields grounded at one point only.

In Cable Tray: Per NEC Article 392-13, for single conductor cables, sizes 1/0 AWG and larger, installed in a single layer in an uncovered cable tray, with a maintained space of not less than one cable diameter between individual conductors, the ampacities shall not exceed the allowable ampacities stated in Table 310-69 (Copper), "Isolated in Air" values noted above.



1-800-845-8507 (US)
1-800-263-4405 (West-CAN)
1-800-361-1418 (East-CAN)

www.prysmianusa.com
www.prysmiancanada.com



1/C TRXLPE MV-90 Power (Wire Shield)

5kV

100% | 133%

Product Number	Conductor	Insulation Thickness (mil/s)	Conductor Diameter (in.)				Insulation Shield Diameter (in.)	Jacket Diameter (in.)	Cable Weight (lbs/ft)	Minimum Bending Radius (in.)	† Ampacity (Amps)	
			(A)	(B)	(C)	(D)					90°C In Duct	90°C In Air
5kV 100% Aluminum One Conductor												
Q4K400A	4 AWG AL	90	0.226	0.45	0.51	0.69	201	9	86	115		
Q4M400A	2 AWG AL	90	0.284	0.51	0.57	0.74	246	9	115	150		
Q4O400A	1 AWG AL	90	0.324	0.55	0.61	0.78	273	10	130	175		
Q4Q400A	1/0 AWG AL	90	0.364	0.59	0.65	0.82	309	10	150	200		
Q4R400A	2/0 AWG AL	90	0.408	0.64	0.69	0.91	384	11	170	230		
Q4S400A	3/0 AWG AL	90	0.458	0.69	0.74	0.97	438	12	195	270		
Q4T400A	4/0 AWG AL	90	0.515	0.74	0.80	1.02	500	13	225	310		
Q4U400A	250 MCM AL	90	0.561	0.80	0.85	1.07	557	13	250	345		
Q4V400A	350 MCM AL	90	0.664	0.90	0.95	1.17	693	15	305	430		
Q4W400A	500 MCM AL	90	0.794	1.03	1.10	1.32	904	16	370	545		
Q4X400A	750 MCM AL	90	0.974	1.22	1.29	1.52	1224	19	470	710		
Q4Y400A	1000 MCM AL	90	1.124	1.37	1.44	1.67	1524	20	545	855		
5kV 133% Aluminum One Conductor												
Q5K400A	4 AWG AL	115	0.226	0.50	0.56	0.74	225	9	86	115		
Q5M400A	2 AWG AL	115	0.284	0.56	0.62	0.79	272	10	115	150		
Q5O400A	1 AWG AL	115	0.324	0.60	0.66	0.83	301	11	130	175		
Q5Q400A	1/0 AWG AL	115	0.364	0.64	0.70	0.91	371	11	150	200		
Q5R400A	2/0 AWG AL	115	0.408	0.69	0.74	0.97	417	12	170	230		
Q5S400A	3/0 AWG AL	115	0.458	0.74	0.79	1.01	469	13	195	270		
Q5T400A	4/0 AWG AL	115	0.515	0.79	0.85	1.07	536	13	225	310		
Q5U400A	250 MCM AL	115	0.561	0.85	0.90	1.12	594	14	250	345		
Q5V400A	350 MCM AL	115	0.664	0.95	1.00	1.23	735	15	305	430		
Q5W400A	500 MCM AL	115	0.794	1.08	1.15	1.38	950	17	370	545		
Q5X400A	750 MCM AL	115	0.974	1.27	1.34	1.57	1274	19	470	710		
Q5Y400A	1000 MCM AL	115	1.124	1.42	1.49	1.78	1677	22	545	855		

†Ampacities are based on the following:

Information Subject to Change without Notice.

PRODUCT NOTES:

▲ Items are Prysmian authorized stock. The above dimensions are approximate and subject to normal manufacturing tolerances.

Three Phase Operation

In Duct (NEC Table 310-78): Three single cables in plastic duct, direct-buried, 90°C conductor temperature, 20°C ambient temperature, earth RHO of 90°C-cm/Watt, 100% load factor, and shields short-circuited.

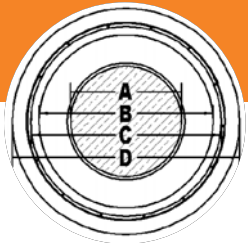
Isolated in Air (NEC Table 310-70): Single conductor cable, 90°C conductor temperature, 40°C ambient temperature, and shields grounded at one point only.

In Cable Tray: Per NEC Article 392-13, for single conductor cables, sizes 1/0 AWG and larger, installed in a single layer in an uncovered cable tray, with a maintained space of not less than one cable diameter between individual conductors, the ampacities shall not exceed the allowable ampacities stated in Table 310-70 (Aluminum), "Isolated in Air" values noted above.



1-800-845-8507 (US)
1-800-263-4405 (West-CAN)
1-800-361-1418 (East-CAN)

www.prysmianusa.com
www.prysmiancanada.com



1/C TRXLPE MV-90 Power (Wire Shield)

8kV

100% | 133%

Product Number	Conductor	Insulation Thickness (mil/s)		Conductor Diameter (in.)		Insulation Diameter (in.)		Insulation Shield Diameter (in.)		Jacket Diameter (in.)		Cable Weight (lbs/ft)	Minimum Bending Radius (in.)		† Ampacity (Amps)
		(A)	(B)	(C)	(D)	(E)	(F)	(G)	(H)	90°C In Duct	90°C In Air				
8kV 100% Copper One Conductor															
Q52400A	4 AWG CU	115	0.226	0.50	0.56	0.74	312	9	115	150					
Q54400A	2 AWG CU	115	0.284	0.56	0.62	0.79	411	10	155	195					
Q56400A	1 AWG CU	115	0.324	0.60	0.66	0.83	478	11	175	225					
Q58400A	1/0 AWG CU	115	0.364	0.64	0.70	0.91	594	11	200	260					
Q59400A	2/0 AWG CU	115	0.408	0.69	0.74	0.97	698	12	230	300					
Q5A400A	3/0 AWG CU	115	0.458	0.74	0.79	1.01	824	13	260	345					
Q5B400A	4/0 AWG CU	115	0.515	0.79	0.85	1.07	982	13	295	400					
Q5C400A	250 MCM CU	115	0.561	0.85	0.90	1.12	1122	14	325	445					
Q5D400A	350 MCM CU	115	0.664	0.95	1.00	1.23	1473	15	390	550					
Q5E400A	500 MCM CU	115	0.794	1.08	1.15	1.38	2005	17	465	685					
Q5F400A	750 MCM CU	115	0.974	1.27	1.34	1.57	2864	19	565	885					
Q5G400A	1000 MCM CU	115	1.124	1.42	1.49	1.78	3800	22	640	1060					
8kV 133% Copper One Conductor															
Q64400A	2 AWG CU	140	0.284	0.61	0.67	0.84	439	11	155	195					
Q66400A	1 AWG CU	140	0.324	0.65	0.71	0.92	540	12	175	225					
Q68400A	1/0 AWG CU	140	0.364	0.69	0.75	0.98	627	12	200	260					
Q69400A	2/0 AWG CU	140	0.408	0.74	0.79	1.01	730	13	230	300					
Q6A400A	3/0 AWG CU	140	0.458	0.79	0.84	1.06	859	13	260	345					
Q6B400A	4/0 AWG CU	140	0.515	0.84	0.90	1.12	1020	14	295	400					
Q6C400A	250 MCM CU	140	0.561	0.90	0.95	1.17	1159	15	325	445					
Q6D400A	350 MCM CU	140	0.664	1.00	1.05	1.27	1514	16	390	550					
Q6E400A	500 MCM CU	140	0.794	1.13	1.20	1.42	2049	17	465	685					
Q6F400A	750 MCM CU	140	0.974	1.32	1.39	1.62	2915	20	565	885					
Q6G400A	1000 MCM CU	140	1.124	1.47	1.54	1.84	3863	23	640	1060					

†Ampacities are based on the following:

Information Subject to Change without Notice.

PRODUCT NOTES:

▲ Items are Prysmian authorized stock. The above dimensions are approximate and subject to normal manufacturing tolerances.

Three Phase Operation

In Duct (NEC Table 310-77): Three single cables in plastic duct, direct-buried, 90°C conductor temperature, 20°C ambient temperature, earth RHO of 90°C-cm/Watt, 100% load factor, and shields short-circuited.

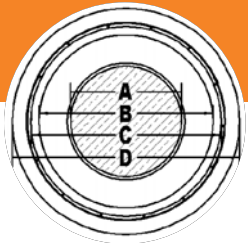
Isolated in Air (NEC Table 310-69): Single conductor cable, 90°C conductor temperature, 40°C ambient temperature, and shields grounded at one point only.

In Cable Tray: Per NEC Article 392-13, for single conductor cables, sizes 1/0 AWG and larger, installed in a single layer in an uncovered cable tray, with a maintained space of not less than one cable diameter between individual conductors, the ampacities shall not exceed the allowable ampacities stated in Table 310-69 (Copper). "Isolated in Air" values noted above.



1-800-845-8507 (US)
1-800-263-4405 (West-CAN)
1-800-361-1418 (East-CAN)

www.prysmianusa.com
www.prysmiancanada.com



1/C TRXLPE MV-90 Power (Wire Shield)

8kV

100% | 133%

Product Number	Conductor	Insulation Thickness (mil/s)		Conductor Diameter (in.)		Insulation Diameter (in.)		Insulation Shield Diameter (in.)		Jacket Diameter (in.)		Cable Weight (lbs/ft)	Minimum Bending Radius (in.)		† Ampacity (Amps)
		(A)	(B)	(C)	(D)	(E)	(F)	(G)	(H)	90°C In Duct	90°C In Air				
8kV 100% Aluminum One Conductor															
Q5K400A	4 AWG AL	115	0.226	0.50	0.56	0.74	225	9	91	115					
Q5M400A	2 AWG AL	115	0.284	0.56	0.62	0.79	272	10	120	150					
Q5O400A	1 AWG AL	115	0.324	0.60	0.66	0.83	301	11	135	175					
Q5Q400A	1/0 AWG AL	115	0.364	0.64	0.70	0.91	371	11	155	200					
Q5R400A	2/0 AWG AL	115	0.408	0.69	0.74	0.97	417	12	175	235					
Q5S400A	3/0 AWG AL	115	0.458	0.74	0.79	1.01	469	13	200	270					
Q5T400A	4/0 AWG AL	115	0.515	0.79	0.85	1.07	536	13	230	310					
Q5U400A	250 MCM AL	115	0.561	0.85	0.90	1.12	594	14	250	345					
Q5V400A	350 MCM AL	115	0.664	0.95	1.00	1.23	735	15	305	430					
Q5W400A	500 MCM AL	115	0.794	1.08	1.15	1.38	950	17	370	535					
Q5X400A	750 MCM AL	115	0.974	1.27	1.34	1.57	1274	19	455	700					
Q5Y400A	1000 MCM AL	115	1.124	1.42	1.49	1.78	1677	22	525	840					
8kV 133% Aluminum One Conductor															
Q6M400A	2 AWG AL	140	0.284	0.61	0.67	0.84	300	11	120	150					
Q6O400A	1 AWG AL	140	0.324	0.65	0.71	0.92	364	12	135	175					
Q6Q400A	1/0 AWG AL	140	0.364	0.69	0.75	0.98	405	12	155	200					
Q6R400A	2/0 AWG AL	140	0.408	0.74	0.79	1.01	449	13	175	235					
Q6S400A	3/0 AWG AL	140	0.458	0.79	0.84	1.06	505	13	200	270					
Q6T400A	4/0 AWG AL	140	0.515	0.84	0.90	1.12	573	14	230	310					
Q6U400A	250 MCM AL	140	0.561	0.90	0.95	1.17	632	15	250	345					
Q6V400A	350 MCM AL	140	0.664	1.00	1.05	1.27	776	16	305	430					
Q6W400A	500 MCM AL	140	0.794	1.13	1.20	1.42	995	17	370	535					
Q6X400A	750 MCM AL	140	0.974	1.32	1.39	1.62	1325	20	455	700					
Q6Y400A	1000 MCM AL	140	1.124	1.47	1.54	1.84	1741	23	525	840					

†Ampacities are based on the following:

PRODUCT NOTES:

▲ Items are Prysmian authorized stock. The above dimensions are approximate and subject to normal manufacturing tolerances.

Three Phase Operation

In Duct (NEC Table 310-78): Three single cables in plastic duct, direct-buried, 90°C conductor temperature, 20°C ambient temperature, earth RHO of 90°C-cm/Watt, 100% load factor, and shields short-circuited.

Isolated in Air (NEC Table 310-70): Single conductor cable, 90°C conductor temperature, 40°C ambient temperature, and shields grounded at one point only.

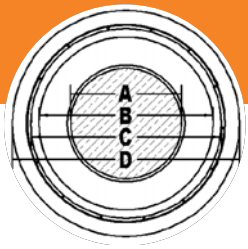
In Cable Tray: Per NEC Article 392-13, for single conductor cables, sizes 1/0 AWG and larger, installed in a single layer in an uncovered cable tray, with a maintained space of not less than one cable diameter between individual conductors, the ampacities shall not exceed the allowable ampacities stated in Table 310-70 (Aluminum), "Isolated in Air" values noted above.

Information Subject to Change without Notice.



1-800-845-8507 (US)
1-800-263-4405 (West-CAN)
1-800-361-1418 (East-CAN)

www.prysmianusa.com
www.prysmiancanada.com



1/3 TRXLPE MV-90 Power (Wire Shield)

15kV

100% | 133%

Product Number	Conductor	Insulation Thickness (mil/s)	Conductor Diameter (in.)				Insulation Shield Diameter (in.)	Jacket Diameter (in.)	Cable Weight (lbs/ft)	Minimum Bending Radius (in.)	† Ampacity (Amps)	
			(A)	(B)	(C)	(D)					90°C In Duct	90°C In Air
15kV 100% Copper One Conductor												
Q74400A	2 AWG CU	175	0.284	0.68	0.74	0.97	517	12	155	195		
Q76400A	1 AWG CU	175	0.324	0.72	0.78	0.99	586	12	175	225		
Q78400A	1/0 AWG CU	175	0.364	0.76	0.82	1.03	674	13	200	260		
Q79400A	2/0 AWG CU	175	0.408	0.81	0.86	1.08	779	13	230	300		
Q7A400A	3/0 AWG CU	175	0.458	0.86	0.91	1.13	911	14	260	345		
Q7B400A	4/0 AWG CU	175	0.515	0.91	0.97	1.19	1073	15	295	400		
Q7C400A	250 MCM CU	175	0.561	0.97	1.02	1.25	1218	15	325	445		
Q7D400A	350 MCM CU	175	0.664	1.07	1.14	1.37	1592	17	390	550		
Q7E400A	500 MCM CU	175	0.794	1.20	1.27	1.50	2119	18	465	685		
Q7F400A	750 MCM CU	175	0.974	1.39	1.46	1.69	2992	21	565	885		
Q7G400A	1000 MCM CU	175	1.124	1.54	1.62	1.92	3972	24	640	1060		
15kV 133% Copper One Conductor												
▲ Q84400A	2 AWG CU	220	0.284	0.77	0.83	1.04	577	13	155	195		
Q86400A	1 AWG CU	220	0.324	0.81	0.87	1.08	649	14	175	225		
▲ Q88400A	1/0 AWG CU	220	0.364	0.85	0.91	1.12	740	14	200	260		
▲ Q89400A	2/0 AWG CU	220	0.408	0.90	0.95	1.17	848	15	230	300		
Q8A400A	3/0 AWG CU	220	0.458	0.95	1.00	1.23	983	15	260	345		
▲ Q8B400A	4/0 AWG CU	220	0.515	1.00	1.06	1.28	1148	16	295	400		
Q8C400A	250 MCM CU	220	0.561	1.06	1.13	1.34	1310	17	325	445		
Q8D400A	350 MCM CU	220	0.664	1.16	1.23	1.46	1677	18	390	550		
Q8E400A	500 MCM CU	220	0.794	1.29	1.36	1.59	2211	20	465	685		
Q8F400A	750 MCM CU	220	0.974	1.48	1.55	1.85	3199	23	565	885		
Q8G400A	1000 MCM CU	220	1.124	1.63	1.71	2.00	4087	25	640	1060		

†Ampacities are based on the following:

Information Subject to Change without Notice.

PRODUCT NOTES:

▲ Items are Prysmian authorized stock. The above dimensions are approximate and subject to normal manufacturing tolerances.

Three Phase Operation

In Duct (NEC Table 310-77): Three single cables in plastic duct, direct-buried, 90°C conductor temperature, 20°C ambient temperature, earth RHO of 90°C-cm/Watt, 100% load factor, and shields short-circuited.

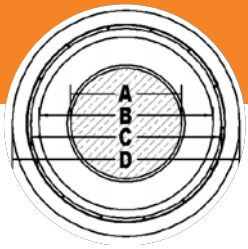
Isolated in Air (NEC Table 310-69): Single conductor cable, 90°C conductor temperature, 40°C ambient temperature, and shields grounded at one point only.

In Cable Tray: Per NEC Article 392-13, for single conductor cables, sizes 1/0 AWG and larger, installed in a single layer in an uncovered cable tray, with a maintained space of not less than one cable diameter between individual conductors, the ampacities shall not exceed the allowable ampacities stated in Table 310-69 (Copper), "Isolated in Air" values noted above.



1-800-845-8507 (US)
1-800-263-4405 (West-CAN)
1-800-361-1418 (East-CAN)

www.prysmianusa.com
www.prysmiancanada.com



1/C TRXLPE MV-90 Power (Wire Shield)

15kV

100% | 133%

Product Number	Conductor	Insulation Thickness (mil/s)	Conductor Diameter (in.)		Insulation Diameter (in.)		Jacket Diameter (in.)	Cable Weight (lbs/ft)	Minimum Bending Radius (in.)	† Ampacity (Amps)	
			(A)	(B)	(C)	(D)				90°C In Duct	90°C In Air
15kV 100% Aluminum One Conductor											
Q7M400A	2 AWG AL	175	0.284	0.68	0.74	0.97	378	12	120	150	
Q7O400A	1 AWG AL	175	0.324	0.72	0.78	0.99	410	12	135	175	
Q7Q400A	1/0 AWG AL	175	0.364	0.76	0.82	1.03	451	13	155	200	
Q7R400A	2/0 AWG AL	175	0.408	0.81	0.86	1.08	498	13	175	235	
Q7S400A	3/0 AWG AL	175	0.458	0.86	0.91	1.13	557	14	200	270	
Q7T400A	4/0 AWG AL	175	0.515	0.91	0.97	1.19	626	15	230	310	
Q7U400A	250 MCM AL	175	0.561	0.97	1.02	1.25	690	15	250	345	
Q7V400A	350 MCM AL	175	0.664	1.07	1.14	1.37	854	17	305	430	
Q7W400A	500 MCM AL	175	0.794	1.20	1.27	1.50	1064	18	370	535	
Q7X400A	750 MCM AL	175	0.974	1.39	1.46	1.69	1402	21	455	700	
Q7Y400A	1000 MCM AL	175	1.124	1.54	1.62	1.92	1850	24	525	840	
15kV 133% Aluminum One Conductor											
Q8M400A	2 AWG AL	220	0.284	0.77	0.83	1.04	438	13	120	150	
Q8O400A	1 AWG AL	220	0.324	0.81	0.87	1.08	473	14	135	175	
Q8Q400A	1/0 AWG AL	220	0.364	0.85	0.91	1.12	517	14	155	200	
Q8R400A	2/0 AWG AL	220	0.408	0.90	0.95	1.17	567	15	175	235	
Q8S400A	3/0 AWG AL	220	0.458	0.95	1.00	1.23	629	15	200	270	
Q8T400A	4/0 AWG AL	220	0.515	1.00	1.06	1.28	702	16	230	310	
Q8U400A	250 MCM AL	220	0.561	1.06	1.13	1.34	782	17	250	345	
Q8V400A	350 MCM AL	220	0.664	1.16	1.23	1.46	939	18	305	430	
Q8W400A	500 MCM AL	220	0.794	1.29	1.36	1.59	1156	20	370	535	
Q8X400A	750 MCM AL	220	0.974	1.48	1.55	1.85	1609	23	455	700	
Q8Y400A	1000 MCM AL	220	1.124	1.63	1.71	2.00	1965	25	525	840	

†Ampacities are based on the following:

Information Subject to Change without Notice.

PRODUCT NOTES:

▲ Items are Prysmian authorized stock. The above dimensions are approximate and subject to normal manufacturing tolerances.

Three Phase Operation

In Duct (NEC Table 310-78): Three single cables in plastic duct, direct-buried, 90°C conductor temperature, 20°C ambient temperature, earth RHO of 90°C-cm/Watt, 100% load factor, and shields short-circuited.

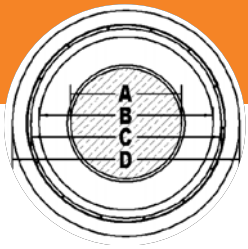
Isolated in Air (NEC Table 310-70): Single conductor cable, 90°C conductor temperature, 40°C ambient temperature, and shields grounded at one point only.

In Cable Tray: Per NEC Article 392-13, for single conductor cables, sizes 1/0 AWG and larger, installed in a single layer in an uncovered cable tray, with a maintained space of not less than one cable diameter between individual conductors, the ampacities shall not exceed the allowable ampacities stated in Table 310-70 (Aluminum), "Isolated in Air" values noted above.



1-800-845-8507 (US)
1-800-263-4405 (West-CAN)
1-800-361-1418 (East-CAN)

www.prysmianusa.com
www.prysmiancanada.com



1/C TRXLPE MV-90 Power (Wire Shield)

25kV

100% | 133%

Product Number	Conductor	Insulation Thickness (mil/s)	Conductor Diameter (in.)				Insulation Shield Diameter (in.)	Jacket Diameter (in.)	Cable Weight (lbs/ft)	Minimum Bending Radius (in.)		† Ampacity (Amps)
			(A)	(B)	(C)	(D)				90°C In Duct	90°C In Air	
25kV 100% Copper One Conductor												
Q96400A	1 AWG CU	260	0.324	0.89	0.95	1.16	710	14	175	225		
Q98400A	1/0 AWG CU	260	0.364	0.93	0.99	1.22	804	15	200	260		
Q99400A	2/0 AWG CU	260	0.408	0.98	1.03	1.25	912	15	230	300		
Q9A400A	3/0 AWG CU	260	0.458	1.03	1.10	1.31	1066	16	260	345		
Q9B400A	4/0 AWG CU	260	0.515	1.08	1.16	1.37	1236	17	295	395		
Q9C400A	250 MCM CU	260	0.561	1.14	1.21	1.42	1384	18	325	440		
Q9D400A	350 MCM CU	260	0.664	1.24	1.31	1.54	1757	19	390	545		
Q9E400A	500 MCM CU	260	0.794	1.37	1.44	1.67	2297	21	465	680		
Q9F400A	750 MCM CU	260	0.974	1.56	1.64	1.93	3318	24	565	870		
Q9G400A	1000 MCM CU	260	1.124	1.71	1.79	2.09	4197	26	640	1040		
25kV 133% Copper One Conductor												
QB8400A	1/0 AWG CU	345	0.364	1.11	1.18	1.39	970	17	200	260		
QB9400A	2/0 AWG CU	345	0.408	1.15	1.22	1.46	1089	18	230	300		
QBA400A	3/0 AWG CU	345	0.458	1.20	1.27	1.50	1230	18	260	345		
QBB400A	4/0 AWG CU	345	0.515	1.26	1.33	1.56	1407	19	295	395		
QBC400A	250 MCM CU	345	0.561	1.31	1.38	1.61	1560	20	325	440		
QBD400A	350 MCM CU	345	0.664	1.41	1.48	1.77	2040	22	390	545		
QBE400A	500 MCM CU	345	0.794	1.54	1.63	1.93	2628	24	465	680		
QBF400A	750 MCM CU	345	0.974	1.73	1.82	2.12	3553	26	565	870		
QBG400A	1000 MCM CU	345	1.124	1.88	1.97	2.27	4446	28	640	1040		

†Ampacities are based on the following:

Information Subject to Change without Notice.

PRODUCT NOTES:

Three Phase Operation

▲ Items are Prysmian authorized stock. The above dimensions are approximate and subject to normal manufacturing tolerances.

In Duct (NEC Table 310-77): Three single cables in plastic duct, direct-buried, 90°C conductor temperature, 20°C ambient temperature, earth RHO of 90°C-cm/Watt, 100% load factor, and shields short-circuited.

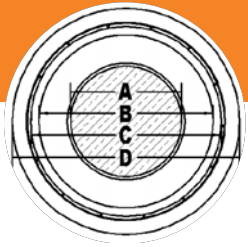
Isolated in Air (NEC Table 310-69): Single conductor cable, 90°C conductor temperature, 40°C ambient temperature, and shields grounded at one point only.

In Cable Tray: Per NEC Article 392-13, for single conductor cables, sizes 1/0 AWG and larger, installed in a single layer in an uncovered cable tray, with a maintained space of not less than one cable diameter between individual conductors, the ampacities shall not exceed the allowable ampacities stated in Table 310-69 (Copper), "Isolated in Air" values noted above.



1-800-845-8507 (US)
1-800-263-4405 (West-CAN)
1-800-361-1418 (East-CAN)

www.prysmianusa.com
www.prysmiancanada.com



1/C TRXLPE MV-90 Power (Wire Shield)

25kV

100% | 133%

Product Number	Conductor	Insulation Thickness (mil/s)	Insulation Diameter (in.)				Jacket Diameter (in.)	Cable Weight (lbs/ft)	Minimum Bending Radius (in.)	† Ampacity (Amps)	
			(A)	(B)	(C)	(D)				90°C In Duct	90°C In Air
25kV 100% Aluminum One Conductor											
Q90400A	1 AWG AL	260	0.324	0.89	0.95	1.16	534	14	135	175	
Q9Q400A	1/0 AWG AL	260	0.364	0.93	0.99	1.22	581	15	155	200	
Q9R400A	2/0 AWG AL	260	0.408	0.98	1.03	1.25	631	15	175	230	
Q9S400A	3/0 AWG AL	260	0.458	1.03	1.10	1.31	711	16	200	270	
Q9T400A	4/0 AWG AL	260	0.515	1.08	1.16	1.37	789	17	230	310	
Q9U400A	250 MCM AL	260	0.561	1.14	1.21	1.42	856	18	250	345	
Q9V400A	350 MCM AL	260	0.664	1.24	1.31	1.54	1019	19	305	430	
Q9W400A	500 MCM AL	260	0.794	1.37	1.44	1.67	1242	21	370	530	
Q9X400A	750 MCM AL	260	0.974	1.56	1.64	1.93	1728	24	455	685	
Q9Y400A	1000 MCM AL	260	1.124	1.71	1.79	2.09	2075	26	525	825	
25kV 133% Aluminum One Conductor											
QBQ400A	1/0 AWG AL	345	0.364	1.11	1.18	1.39	747	17	155	200	
QBR400A	2/0 AWG AL	345	0.408	1.15	1.22	1.46	808	18	175	230	
QBS400A	3/0 AWG AL	345	0.458	1.20	1.27	1.50	875	18	200	270	
QBT400A	4/0 AWG AL	345	0.515	1.26	1.33	1.56	960	19	230	310	
QBU400A	250 MCM AL	345	0.561	1.31	1.38	1.61	1033	20	250	345	
QBV400A	350 MCM AL	345	0.664	1.41	1.48	1.77	1302	22	305	430	
QBW400A	500 MCM AL	345	0.794	1.54	1.63	1.93	1573	24	370	530	
QBX400A	750 MCM AL	345	0.974	1.73	1.82	2.12	1964	26	455	685	
QBY400A	1000 MCM AL	345	1.124	1.88	1.97	2.27	2324	28	525	825	

†Ampacities are based on the following:

Information Subject to Change without Notice.

PRODUCT NOTES:

▲ Items are Prysmian authorized stock. The above dimensions are approximate and subject to normal manufacturing tolerances.

Three Phase Operation

In Duct (NEC Table 310-78): Three single cables in plastic duct, direct-buried, 90°C conductor temperature, 20°C ambient temperature, earth RHO of 90°C-cm/Watt, 100% load factor, and shields short-circuited.

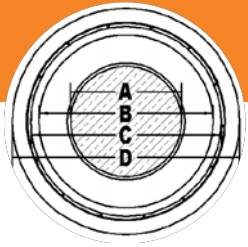
Isolated in Air (NEC Table 310-70): Single conductor cable, 90°C conductor temperature, 40°C ambient temperature, and shields grounded at one point only.

In Cable Tray: Per NEC Article 392-13, for single conductor cables, sizes 1/0 AWG and larger, installed in a single layer in an uncovered cable tray, with a maintained space of not less than one cable diameter between individual conductors, the ampacities shall not exceed the allowable ampacities stated in Table 310-70 (Aluminum), "Isolated in Air" values noted above.



1-800-845-8507 (US)
1-800-263-4405 (West-CAN)
1-800-361-1418 (East-CAN)

www.prysmianusa.com
www.prysmiancanada.com



1/C TRXLPE MV-90 Power (Wire Shield)

35kV

100% | 133%

Product Number	Conductor	Insulation Thickness (mil/s)	Conductor Diameter (in.)		Insulation Shield Diameter (in.)		Jacket Diameter (in.)	Cable Weight (lbs/ft)	Minimum Bending Radius (in.)	† Ampacity (Amps)	
			(A)	(B)	(C)	(D)				90°C In Duct	90°C In Air
35kV 100% Copper One Conductor											
QB8400A	1/0 AWG CU	345	0.364	1.11	1.18	1.39	970	17	200	260	
QB9400A	2/0 AWG CU	345	0.408	1.15	1.22	1.46	1089	18	230	300	
QBA400A	3/0 AWG CU	345	0.458	1.20	1.27	1.50	1230	18	260	345	
QBB400A	4/0 AWG CU	345	0.515	1.26	1.33	1.56	1407	19	295	395	
QBC400A	250 MCM CU	345	0.561	1.31	1.38	1.61	1560	20	325	440	
QBD400A	350 MCM CU	345	0.664	1.41	1.48	1.77	2040	22	390	545	
QBE400A	500 MCM CU	345	0.794	1.54	1.63	1.93	2628	24	465	680	
QBF400A	750 MCM CU	345	0.974	1.73	1.82	2.12	3553	26	565	870	
QBG400A	1000 MCM CU	345	1.124	1.88	1.97	2.27	4446	28	640	1040	
35kV 133% Copper One Conductor											
QC8400A	1/0 AWG CU	420	0.364	1.26	1.33	1.56	1123	19	200	260	
QC9400A	2/0 AWG CU	420	0.408	1.30	1.38	1.60	1242	20	230	300	
QCA400A	3/0 AWG CU	420	0.458	1.35	1.43	1.67	1391	20	260	345	
QCB400A	4/0 AWG CU	420	0.515	1.41	1.48	1.77	1669	22	295	395	
QCC400A	250 MCM CU	420	0.561	1.46	1.54	1.82	1831	22	325	440	
QCD400A	350 MCM CU	420	0.664	1.57	1.65	1.94	2253	24	390	545	
QCE400A	500 MCM CU	420	0.794	1.70	1.78	2.07	2828	25	465	680	
QCF400A	750 MCM CU	420	0.974	1.88	1.97	2.27	3776	28	565	870	
QCG400A	1000 MCM CU	420	1.124	2.03	2.12	2.42	4683	30	640	1040	

†Ampacities are based on the following:

Information Subject to Change without Notice.

PRODUCT NOTES:

▲ Items are Prysmian authorized stock. The above dimensions are approximate and subject to normal manufacturing tolerances.

Three Phase Operation

In Duct (NEC Table 310-77): Three single cables in plastic duct, direct-buried, 90°C conductor temperature, 20°C ambient temperature, earth RHO of 90°C-cm/Watt, 100% load factor, and shields short-circuited.

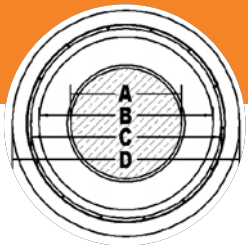
Isolated in Air (NEC Table 310-69): Single conductor cable, 90°C conductor temperature, 40°C ambient temperature, and shields grounded at one point only.

In Cable Tray: Per NEC Article 392-13, for single conductor cables, sizes 1/0 AWG and larger, installed in a single layer in an uncovered cable tray, with a maintained space of not less than one cable diameter between individual conductors, the ampacities shall not exceed the allowable ampacities stated in Table 310-69 (Copper), "Isolated in Air" values noted above.



1-800-845-8507 (US)
1-800-263-4405 (West-CAN)
1-800-361-1418 (East-CAN)

www.prysmianusa.com
www.prysmiancanada.com



1/C TRXLPE MV-90 Power (Wire Shield)

35kV

100% | 133%

Product Number	Conductor	Insulation Thickness (mil/s)	Conductor Diameter (in.)		Insulation Diameter (in.)		Insulation Shield Diameter (in.)		Jacket Diameter (in.)	Cable Weight (lbs/ft)	Minimum Bending Radius (in.)		† Ampacity (Amps)
			(A)	(B)	(C)	(D)	90°C In Duct	90°C In Air					
35kV 100% Aluminum One Conductor													
QBQ400A	1/0 AWG AL	345	0.364	1.11	1.18	1.39	747	17	155	200			
QBR400A	2/0 AWG AL	345	0.408	1.15	1.22	1.46	808	18	175	230			
QBS400A	3/0 AWG AL	345	0.458	1.20	1.27	1.50	875	18	200	270			
QBT400A	4/0 AWG AL	345	0.515	1.26	1.33	1.56	960	19	230	310			
QBU400A	250 MCM AL	345	0.561	1.31	1.38	1.61	1033	20	250	345			
QBV400A	350 MCM AL	345	0.664	1.41	1.48	1.77	1302	22	305	430			
QBW400A	500 MCM AL	345	0.794	1.54	1.63	1.93	1573	24	370	530			
QBX400A	750 MCM AL	345	0.974	1.73	1.82	2.12	1964	26	455	685			
QBY400A	1000 MCM AL	345	1.124	1.88	1.97	2.27	2324	28	525	825			
35kV 133% Aluminum One Conductor													
QCQ400A	1/0 AWG AL	420	0.364	1.26	1.33	1.56	900	19	155	200			
QCR400A	2/0 AWG AL	420	0.408	1.30	1.38	1.60	961	20	175	230			
QCS400A	3/0 AWG AL	420	0.458	1.35	1.43	1.67	1037	20	200	270			
QCT400A	4/0 AWG AL	420	0.515	1.41	1.48	1.77	1223	22	230	310			
QCU400A	250 MCM AL	420	0.561	1.46	1.54	1.82	1304	22	250	345			
QCV400A	350 MCM AL	420	0.664	1.57	1.65	1.94	1514	24	305	430			
QCW400A	500 MCM AL	420	0.794	1.70	1.78	2.07	1774	25	370	530			
QCX400A	750 MCM AL	420	0.974	1.88	1.97	2.27	2186	28	455	685			
QCY400A	1000 MCM AL	420	1.124	2.03	2.12	2.42	2561	30	525	825			

†Ampacities are based on the following:

Information Subject to Change without Notice.

PRODUCT NOTES:

▲ Items are Prysmian authorized stock. The above dimensions are approximate and subject to normal manufacturing tolerances.

Three Phase Operation

In Duct (NEC Table 310-78): Three single cables in plastic duct, direct-buried, 90°C conductor temperature, 20°C ambient temperature, earth RHO of 90°C-cm/Watt, 100% load factor, and shields short-circuited.

Isolated in Air (NEC Table 310-70): Single conductor cable, 90°C conductor temperature, 40°C ambient temperature, and shields grounded at one point only.

In Cable Tray: Per NEC Article 392-13, for single conductor cables, sizes 1/0 AWG and larger, installed in a single layer in an uncovered cable tray, with a maintained space of not less than one cable diameter between individual conductors, the ampacities shall not exceed the allowable ampacities stated in Table 310-70 (Aluminum), "Isolated in Air" values noted above.



1-800-845-8507 (US)
1-800-263-4405 (West-CAN)
1-800-361-1418 (East-CAN)

www.prysmianusa.com
www.prysmiancanada.com