

Description

Single conductor cable with stranded or solid aluminum or copper conductors, triple extruded insulation system consisting of a thermosetting semiconducting conductor shield, high dielectric strength VOLTALENE™ TRXLPE insulation, thermosetting semiconducting insulation shield, LC Shield®, linear low-density polyethylene (LLDPE) jacket.

Specifications

ICEA ICEA S-97-682

AEIC AEIC CS8

For 90°C continuous, 130°C emergency, 250°C short-circuit operation.



Ratings

Design Parameters

Conductor

- Solid or Class B Compressed concentric strand Aluminum alloy 1350 or soft drawn annealed copper per ASTM.

Conductor Shield

- Extruded thermosetting semiconducting shield which is free stripping from the conductor and bonded to the insulation.

Insulation

- Natural high dielectric strength VOLTALENE™ TRXLPE insulation, exhibiting an optimum balance of mechanical and electrical properties, insuring resistance to treeing.

Insulation Shield

- Extruded thermosetting semiconducting shield with controlled adhesion to the insulation providing the required balance between electrical integrity and ease of stripping.

LCShield®

- A transversely corrugated copper tape is longitudinally applied over the insulation shield with an overlap. A bridging tape is applied at the overlap. This construction is effective in impeding moisture ingress into the insulation system and accommodates the expansion and contraction of the cable during thermal cycling.









Jacket

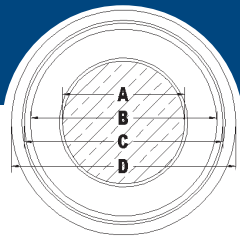
- Black insulating sunlight resistant linear low-density polyethylene jacket tightly applied over the LC Shield® with three extruded red stripes and NESC lightning bolt symbol.

Options

- Black jacket with no stripes
- Multiplex cables
- Super smooth conductor shield
- Strandseal®
- Sealed LC Shield® overlap with ripcords
- Compact stranded conductors
- UL Rating if Required
- 46kV

Installations

- | | |
|--|---|
|  Conduit in Air |  Direct Buried |
|  Underground Duct |  Isolated in Air |
|  Wet Locations |  Dry Locations |
|  With Messenger |  Utility Primary |



TRXLPE LC SHIELD®

15kV 100%

Product Number	Conductor	Insulation Thickness (mils)	LC Shield Thickness	Conductor				Cable Weight (lbs/ft)	Minimum Bending Radius (in.)	90°C In Duct					90°C Direct Buried				
				(A)	(B)	(C)	(D)			† Ampacity (Amps)	+/- Sequence Impedance Resistance (μΩ/ft)	+/- Sequence Impedance Reactance (μΩ/ft)	Zero Sequence Impedance Resistance (μΩ/ft)	Zero Sequence Impedance Reactance (μΩ/ft)	† Ampacity (Amps)	+/- Sequence Impedance Resistance (μΩ/ft)	+/- Sequence Impedance Reactance (μΩ/ft)	Zero Sequence Impedance Resistance (μΩ/ft)	Zero Sequence Impedance Reactance (μΩ/ft)
15 kV 100% Aluminum Three Phase 8 mil LC																			
Q7Q060A	1/0 AWG AL	175	8 mil LC	0.364	0.76	0.82	1.08	525	14	165	212	47	693	25	228	222	95	682	25
Q7R060A	2/0 AWG AL	175	8 mil LC	0.408	0.80	0.86	1.13	580	14	188	168	45	626	24	258	178	93	616	24
Q7S060A	3/0 AWG AL	175	8 mil LC	0.458	0.85	0.91	1.18	639	15	215	133	43	567	23	292	143	90	558	23
Q7T060A	4/0 AWG AL	175	8 mil LC	0.515	0.91	0.97	1.24	711	15	244	106	42	515	21	328	117	87	508	21
Q7U060A	250 MCM AL	175	8 mil LC	0.561	0.97	1.02	1.29	781	16	268	90	40	478	20	357	100	85	472	20
Q7V060A	350 MCM AL	175	8 mil LC	0.664	1.07	1.14	1.41	953	17	323	65	39	413	19	420	75	81	408	19
Q7W060A	500 MCM AL	175	8 mil LC	0.794	1.20	1.27	1.54	1169	19	393	46	37	360	17	495	57	76	356	17
Q7X060A	750 MCM AL	175	8 mil LC	0.974	1.39	1.46	1.79	1599	22	488	32	35	306	16	586	42	71	303	16
Q7Y060A	1000 MCM AL	175	8 mil LC	1.124	1.54	1.62	1.95	1956	24	563	25	34	271	15	654	35	68	269	15
15 kV 100% Aluminum Three Phase 10 mil LC																			
Q7Q070A	1/0 AWG AL	175	10 mil LC	0.364	0.76	0.82	1.08	554	14	165	212	47	597	25	227	225	95	588	25
Q7R070A	2/0 AWG AL	175	10 mil LC	0.408	0.80	0.86	1.13	611	14	188	168	45	534	24	257	181	92	526	24
Q7S070A	3/0 AWG AL	175	10 mil LC	0.458	0.85	0.91	1.18	672	15	215	133	43	480	23	290	146	89	473	23
Q7T070A	4/0 AWG AL	175	10 mil LC	0.515	0.91	0.97	1.24	745	15	244	106	42	433	21	325	119	86	428	21
Q7U070A	250 MCM AL	175	10 mil LC	0.561	0.97	1.02	1.29	817	16	268	90	40	400	20	353	103	84	395	20
Q7V070A	350 MCM AL	175	10 mil LC	0.664	1.07	1.14	1.41	992	17	323	65	39	343	19	414	78	80	340	19
Q7W070A	500 MCM AL	175	10 mil LC	0.794	1.20	1.27	1.54	1212	19	391	46	37	297	17	486	59	75	294	17
Q7X070A	750 MCM AL	175	10 mil LC	0.974	1.39	1.46	1.79	1648	22	485	32	35	251	16	571	45	70	249	16
Q7Y070A	1000 MCM AL	175	10 mil LC	1.124	1.54	1.62	1.95	2009	24	559	25	34	221	15	634	38	66	220	15

† Ampacities are based on the following:

Information Subject to Change without Notice.

PRODUCT NOTES:

▲ Items are Prysmian authorized stock.
The above dimensions are approximate and subject to normal manufacturing tolerances.

Three Phase Operation

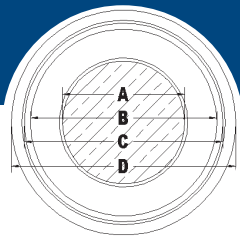
In Duct: Three single cables in plastic duct, direct-buried in a triangular configuration, 90°C conductor temperature, 20°C ambient temperature, earth RHO of 90°C-cm/Watt, 100% load factor, 36 inch depth of burial and shields short circuited.

Direct Buried: Three single cables, direct-buried, spaced 7.5 inches horizontally, 90°C conductor temperature, 20°C ambient temperature, earth RHO of 90°C-cm/Watt, 100% load factor, 36 inch depth of burial and shields short circuited.



1-800-845-8507 (US)
1-800-263-4405 (West-CAN)
1-800-361-1418 (East-CAN)

www.prysmianusa.com
www.prysmiancanada.com



TRXLPE LC SHIELD®

15kV 100%

Product Number	Conductor	Insulation Thickness (mils)	LC Shield Thickness	Conductor Dimensions (in.)				Cable Weight (lbs/ft)	Minimum Bending Radius (in.)	90°C In Duct						90°C Direct Buried					
				(A)	(B)	(C)	(D)			† Ampacity (Amps)	+/- Sequence Impedance Resistance (μΩ/ft)	+/- Sequence Impedance Reactance (μΩ/ft)	Zero Sequence Impedance Resistance (μΩ/ft)	Zero Sequence Impedance Reactance (μΩ/ft)	† Ampacity (Amps)	+/- Sequence Impedance Resistance (μΩ/ft)	+/- Sequence Impedance Reactance (μΩ/ft)	Zero Sequence Impedance Resistance (μΩ/ft)	Zero Sequence Impedance Reactance (μΩ/ft)		
15kV 100% Copper Three Phase 8 mil LC																					
Q78060A	1/0 AWG CU	175	8 mil LC	0.364	0.76	0.82	1.08	748	14	212	129	47	610	25	290	139	95	599	25		
Q79060A	2/0 AWG CU	175	8 mil LC	0.408	0.80	0.86	1.13	861	14	241	102	45	560	24	327	112	93	551	24		
Q7A060A	3/0 AWG CU	175	8 mil LC	0.458	0.85	0.91	1.18	994	15	274	81	43	515	23	367	92	90	507	23		
Q7B060A	4/0 AWG CU	175	8 mil LC	0.515	0.91	0.97	1.24	1158	15	312	65	42	474	21	411	75	87	467	21		
Q7C060A	250 MCM CU	175	8 mil LC	0.561	0.97	1.02	1.29	1309	16	342	55	40	443	20	445	66	85	437	20		
Q7D060A	350 MCM CU	175	8 mil LC	0.664	1.07	1.14	1.41	1691	17	411	40	39	388	19	518	51	81	384	19		
Q7E060A	500 MCM CU	175	8 mil LC	0.794	1.20	1.27	1.54	2224	19	496	29	37	343	17	601	39	76	340	17		
Q7F060A	750 MCM CU	175	8 mil LC	0.974	1.39	1.46	1.79	3189	22	606	21	35	294	16	694	31	71	293	16		
Q7G060A	1000 MCM CU	175	8 mil LC	1.124	1.54	1.62	1.95	4078	24	688	16	34	263	15	760	27	68	262	15		
15kV 100% Copper Three Phase 10 mil LC																					
Q78070A	1/0 AWG CU	175	10 mil LC	0.364	0.76	0.82	1.08	777	14	212	129	47	513	25	288	141	95	505	25		
Q79070A	2/0 AWG CU	175	10 mil LC	0.408	0.80	0.86	1.13	892	14	241	103	45	468	24	324	115	92	461	24		
Q7A070A	3/0 AWG CU	175	10 mil LC	0.458	0.85	0.91	1.18	1026	15	274	82	43	428	23	364	94	89	422	23		
Q7B070A	4/0 AWG CU	175	10 mil LC	0.515	0.91	0.97	1.24	1191	15	311	65	42	392	21	406	78	86	387	21		
Q7C070A	250 MCM CU	175	10 mil LC	0.561	0.97	1.02	1.29	1345	16	341	56	40	365	20	438	68	84	361	20		
Q7D070A	350 MCM CU	175	10 mil LC	0.664	1.07	1.14	1.41	1730	17	410	40	39	319	19	507	53	80	316	19		
Q7E070A	500 MCM CU	175	10 mil LC	0.794	1.20	1.27	1.54	2267	19	493	29	37	280	17	585	42	75	278	17		
Q7F070A	750 MCM CU	175	10 mil LC	0.974	1.39	1.46	1.79	3238	22	601	21	35	239	16	670	34	70	238	16		
Q7G070A	1000 MCM CU	175	10 mil LC	1.124	1.54	1.62	1.95	4132	24	680	17	34	213	15	727	29	66	212	15		

† Ampacities are based on the following:

Information Subject to Change without Notice.

PRODUCT NOTES:

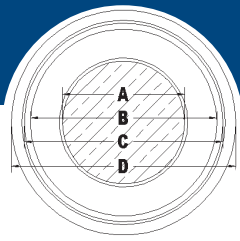
▲ Items are Prysmian authorized stock.
The above dimensions are approximate and subject to normal manufacturing tolerances.

Three Phase Operation

In Duct: Three single cables in plastic duct, direct-buried in a triangular configuration, 90°C conductor temperature, 20°C ambient temperature, earth RHO of 90°C-cm/Watt, 100% load factor, 36 inch depth of burial, and shields short-circuited.

Direct Buried: Three single cables, direct-buried, spaced 7.5 inches horizontally, 90°C conductor temperature, 20°C ambient temperature, earth RHO of 90°C-cm/Watt, 100% load factor, 36 inch depth of burial, and shields short-circuited.





TRXLPE LC SHIELD®

15kV 133%

Product Number	Conductor	Insulation Thickness (mils)	LC Shield Thickness	Conductor				Cable Weight (lbs/ft)	Minimum Bending Radius (in.)	90°C In Duct					90°C Direct Buried				
				(A)	(B)	(C)	(D)			± Ampacity (Amps)	± Sequence Impedance Resistance (μΩ/ft)	± Sequence Impedance Reactance (μΩ/ft)	Zero Sequence Impedance Resistance (μΩ/ft)	Zero Sequence Impedance Reactance (μΩ/ft)	± Ampacity (Amps)	± Sequence Impedance Resistance (μΩ/ft)	± Sequence Impedance Reactance (μΩ/ft)	Zero Sequence Impedance Resistance (μΩ/ft)	Zero Sequence Impedance Reactance (μΩ/ft)
15kV 133% Aluminum Three Phase 8 mil LC																			
Q8M060A	2 AWG AL	220	8 mil LC	0.284	0.77	0.83	1.09	516	14	129	335	53	807	32	176	345	102	793	32
Q8N060A	1 SOLID AL	220	8 mil LC	0.289	0.78	0.83	1.10	528	14	146	261	52	730	31	199	271	100	717	31
Q8O060A	1 AWG AL	220	8 mil LC	0.324	0.81	0.87	1.13	554	14	147	266	50	717	30	200	276	98	705	30
Q8P060A	1/0 SOLID AL	220	8 mil LC	0.325	0.81	0.87	1.14	570	14	167	207	50	658	29	226	217	97	646	29
Q8Q060A	1/0 AWG AL	220	8 mil LC	0.364	0.85	0.91	1.17	600	15	165	212	47	693	25	228	222	95	682	25
Q8R060A	2/0 AWG AL	220	8 mil LC	0.408	0.89	0.95	1.22	652	15	188	168	45	626	24	258	178	93	616	24
Q8S060A	3/0 AWG AL	220	8 mil LC	0.458	0.94	1.00	1.27	715	16	215	133	43	567	23	292	143	90	558	23
Q8T060A	4/0 AWG AL	220	8 mil LC	0.515	1.00	1.06	1.33	794	16	244	106	42	515	21	328	117	87	508	21
Q8U060A	250 MCM AL	220	8 mil LC	0.561	1.06	1.13	1.40	883	17	268	90	40	478	20	357	100	85	472	20
Q8V060A	350 MCM AL	220	8 mil LC	0.664	1.16	1.23	1.50	1041	18	323	65	39	413	19	420	75	81	408	19
Q8W060A	500 MCM AL	220	8 mil LC	0.794	1.29	1.36	1.63	1270	20	393	46	37	360	17	495	57	76	356	17
Q8X060A	750 MCM AL	220	8 mil LC	0.974	1.48	1.55	1.88	1710	23	488	32	35	306	16	586	42	71	303	16
Q8Y060A	1000 MCM AL	220	8 mil LC	1.124	1.63	1.71	2.04	2081	25	563	25	34	271	15	654	35	68	269	15
15kV 133% Aluminum Three Phase 10 mil LC																			
Q8M070A	2 AWG AL	220	10 mil LC	0.284	0.77	0.83	1.09	546	14	129	336	53	713	32	176	348	101	702	32
Q8N070A	1 SOLID AL	220	10 mil LC	0.289	0.78	0.83	1.10	558	14	146	261	52	636	31	199	274	99	626	31
Q8O070A	1 AWG AL	220	10 mil LC	0.324	0.81	0.87	1.13	585	14	147	266	50	627	30	199	279	97	617	30
Q8P070A	1/0 SOLID AL	220	10 mil LC	0.325	0.81	0.87	1.14	601	14	166	207	50	568	29	225	220	96	558	29
Q8Q070A	1/0 AWG AL	220	10 mil LC	0.364	0.85	0.91	1.17	632	15	165	212	47	597	25	227	225	95	588	25
Q8R070A	2/0 AWG AL	220	10 mil LC	0.408	0.89	0.95	1.22	686	15	188	168	45	534	24	257	181	92	526	24
Q8S070A	3/0 AWG AL	220	10 mil LC	0.458	0.94	1.00	1.27	749	16	215	133	43	480	23	290	146	89	473	23
Q8T070A	4/0 AWG AL	220	10 mil LC	0.515	1.00	1.06	1.33	831	16	244	106	42	433	21	325	119	86	428	21
Q8U070A	250 MCM AL	220	10 mil LC	0.561	1.06	1.13	1.40	923	17	268	90	40	400	20	353	103	84	395	20
Q8V070A	350 MCM AL	220	10 mil LC	0.664	1.16	1.23	1.50	1083	18	323	65	39	343	19	414	78	80	340	19
Q8W070A	500 MCM AL	220	10 mil LC	0.794	1.29	1.36	1.63	1316	20	391	46	37	297	17	486	59	75	294	17
Q8X070A	750 MCM AL	220	10 mil LC	0.974	1.48	1.55	1.88	1760	23	485	32	35	251	16	571	45	70	249	16
Q8Y070A	1000 MCM AL	220	10 mil LC	1.124	1.63	1.71	2.04	2138	25	559	25	34	221	15	634	38	66	220	15

†Ampacities are based on the following:

Information Subject to Change without Notice.

PRODUCT NOTES:

▲ Items are Prysmian authorized stock.
The above dimensions are approximate and subject to normal manufacturing tolerances.

Three Phase Operation

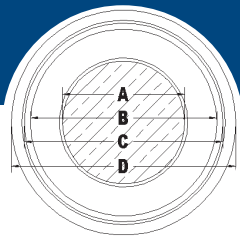
In Duct: Three single cables in plastic duct, direct-buried in a triangular configuration, 90°C conductor temperature, 20°C ambient temperature, earth RHO of 90°C-cm/Watt, 100% load factor, 36 inch depth of burial, and shields short-circuited.

Direct Buried: Three single cables, direct-buried, spaced 7.5 inches horizontally, 90°C conductor temperature, 20°C ambient temperature, earth RHO of 90°C-cm/Watt, 100% load factor, 36 inch depth of burial, and shields short-circuited.



1-800-845-8507 (US)
1-800-263-4405 (West-CAN)
1-800-361-1418 (East-CAN)

www.prysmianusa.com
www.prysmiancanada.com



TRXLPE LC SHIELD®

15kV 133%

Product Number	Conductor	Insulation Thickness (mils)	LC Shield Thickness	Conductor Diameter (in.)				Cable Weight (lbs/ft)	Minimum Bending Radius (in.)	90°C In Duct					90°C Direct Buried				
				(A)	(B)	(C)	(D)			† Ampacity (Amps)	+/- Sequence Impedance Resistance (μΩ/ft)	+/- Sequence Impedance Reactance (μΩ/ft)	Zero Sequence Impedance Resistance (μΩ/ft)	Zero Sequence Impedance Reactance (μΩ/ft)	† Ampacity (Amps)	+/- Sequence Impedance Resistance (μΩ/ft)	+/- Sequence Impedance Reactance (μΩ/ft)	Zero Sequence Impedance Resistance (μΩ/ft)	Zero Sequence Impedance Reactance (μΩ/ft)
15kV 133% Copper Three Phase 8 mil LC																			
Q84060A	2 AWG CU	220	8 mil LC	0.284	0.77	0.83	1.09	655	14	166	204	53	675	32	225	214	102	662	32
Q85060A	1 SOLID CU	220	8 mil LC	0.289	0.78	0.83	1.10	703	14	188	159	52	628	31	254	169	100	615	31
Q86060A	1 AWG CU	220	8 mil LC	0.324	0.81	0.87	1.13	730	14	188	162	50	614	30	254	173	98	602	30
Q87060A	1/0 SOLID CU	220	8 mil LC	0.325	0.81	0.87	1.14	792	14	213	126	50	577	29	287	136	97	566	29
Q88060A	1/0 AWG CU	220	8 mil LC	0.364	0.85	0.91	1.17	822	15	212	129	47	610	25	290	139	95	599	25
Q89060A	2/0 AWG CU	220	8 mil LC	0.408	0.89	0.95	1.22	933	15	241	102	45	560	24	327	112	93	551	24
Q8A060A	3/0 AWG CU	220	8 mil LC	0.458	0.94	1.00	1.27	1069	16	274	81	43	515	23	367	92	90	507	23
Q8B060A	4/0 AWG CU	220	8 mil LC	0.515	1.00	1.06	1.33	1241	16	312	65	42	474	21	411	75	87	467	21
Q8C060A	250 MCM CU	220	8 mil LC	0.561	1.06	1.13	1.40	1411	17	342	55	40	443	20	445	66	85	437	20
Q8D060A	350 MCM CU	220	8 mil LC	0.664	1.16	1.23	1.50	1779	18	411	40	39	388	19	518	51	81	384	19
Q8E060A	500 MCM CU	220	8 mil LC	0.794	1.29	1.36	1.63	2324	20	496	29	37	343	17	601	39	76	340	17
Q8F060A	750 MCM CU	220	8 mil LC	0.974	1.48	1.55	1.88	3300	23	606	21	35	294	16	694	31	71	293	16
Q8G060A	1000 MCM CU	220	8 mil LC	1.124	1.63	1.71	2.04	4203	25	688	16	34	263	15	760	27	68	262	15
15kV 133% Copper Three Phase 10 mil LC																			
Q84070A	2 AWG CU	220	10 mil LC	0.284	0.77	0.83	1.09	685	14	165	204	53	581	32	224	216	101	570	32
Q85070A	1 SOLID CU	220	10 mil LC	0.289	0.78	0.83	1.10	733	14	188	159	52	534	31	253	171	99	524	31
Q86070A	1 AWG CU	220	10 mil LC	0.324	0.81	0.87	1.13	762	14	188	163	50	523	30	253	175	97	514	30
Q87070A	1/0 SOLID CU	220	10 mil LC	0.325	0.81	0.87	1.14	824	14	213	126	50	487	29	285	139	96	478	29
Q88070A	1/0 AWG CU	220	10 mil LC	0.364	0.85	0.91	1.17	855	15	212	129	47	513	25	288	141	95	505	25
Q89070A	2/0 AWG CU	220	10 mil LC	0.408	0.89	0.95	1.22	967	15	241	103	45	468	24	324	115	92	461	24
Q8A070A	3/0 AWG CU	220	10 mil LC	0.458	0.94	1.00	1.27	1104	16	274	82	43	428	23	364	94	89	422	23
Q8B070A	4/0 AWG CU	220	10 mil LC	0.515	1.00	1.06	1.33	1278	16	311	65	42	392	21	406	78	86	387	21
Q8C070A	250 MCM CU	220	10 mil LC	0.561	1.06	1.13	1.40	1450	17	341	56	40	365	20	438	68	84	361	20
Q8D070A	350 MCM CU	220	10 mil LC	0.664	1.16	1.23	1.50	1821	18	410	40	39	319	19	507	53	80	316	19
Q8E070A	500 MCM CU	220	10 mil LC	0.794	1.29	1.36	1.63	2371	20	493	29	37	280	17	585	42	75	278	17
Q8F070A	750 MCM CU	220	10 mil LC	0.974	1.48	1.55	1.88	3350	23	601	21	35	239	16	670	34	70	238	16
Q8G070A	1000 MCM CU	220	10 mil LC	1.124	1.63	1.71	2.04	4260	25	680	17	34	213	15	727	29	66	212	15

†Ampacities are based on the following:

Information Subject to Change without Notice.

PRODUCT NOTES:

▲ Items are Prysmian authorized stock.
The above dimensions are approximate and subject to normal manufacturing tolerances.

Three Phase Operation

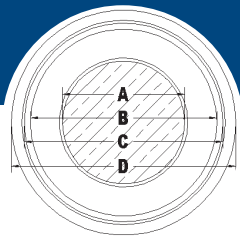
In Duct: Three single cables in plastic duct, direct-buried in a triangular configuration, 90°C conductor temperature, 20°C ambient temperature, earth RHO of 90°C-cm/Watt, 100% load factor, 36 inch depth of burial, and shields short-circuited.

Direct Buried: Three single cables, direct-buried, spaced 7.5 inches horizontally, 90°C conductor temperature, 20°C ambient temperature, earth RHO of 90°C-cm/Watt, 100% load factor, 36 inch depth of burial, and shields short-circuited.



1-800-845-8507 (US)
1-800-263-4405 (West-CAN)
1-800-361-1418 (East-CAN)

www.prysmianusa.com
www.prysmiancanada.com



TRXLPE LC SHIELD®

25kV 100%

Product Number	Conductor	Insulation Thickness (mils)	LC Shield Thickness	Insulation Diameter (in.)				Jacket Diameter (in.)	Cable Weight (lbs/ft)	Minimum Bending Radius (in.)	90°C In Duct					90°C Direct Buried				
				(A)	(B)	(C)	(D)				† Ampacity (Amps)	+/- Sequence Impedance Resistance (μΩ/ft)	+/- Sequence Impedance Reactance (μΩ/ft)	Zero Sequence Impedance Resistance (μΩ/ft)	Zero Sequence Impedance Reactance (μΩ/ft)	† Ampacity (Amps)	+/- Sequence Impedance Resistance (μΩ/ft)	+/- Sequence Impedance Reactance (μΩ/ft)	Zero Sequence Impedance Resistance (μΩ/ft)	Zero Sequence Impedance Reactance (μΩ/ft)
25kV 100% Aluminum Three Phase 8 mil LC																				
Q9N060A	1 SOLID AL	260	8 mil LC	0.289	0.86	0.91	1.18	592	15	147	261	53	688	33	198	272	100	676	33	
Q9O060A	1 AWG AL	260	8 mil LC	0.324	0.89	0.95	1.21	620	15	148	266	52	679	31	198	277	98	667	31	
Q9P060A	1/0 SOLID AL	260	8 mil LC	0.325	0.89	0.95	1.22	636	15	168	207	51	619	31	224	218	97	608	31	
Q9Q060A	1/0 AWG AL	260	8 mil LC	0.364	0.93	0.99	1.25	667	16	168	212	50	609	30	224	223	95	598	30	
Q9R060A	2/0 AWG AL	260	8 mil LC	0.408	0.97	1.03	1.30	722	16	191	168	48	549	28	253	179	92	540	28	
Q9S060A	3/0 AWG AL	260	8 mil LC	0.458	1.02	1.10	1.36	807	17	217	133	47	491	27	286	144	90	483	27	
Q9T060A	4/0 AWG AL	260	8 mil LC	0.515	1.08	1.15	1.42	886	18	247	106	45	448	25	322	117	87	441	25	
Q9U060A	250 MCM AL	260	8 mil LC	0.561	1.14	1.21	1.48	962	18	271	90	44	417	24	350	101	84	410	24	
Q9V060A	350 MCM AL	260	8 mil LC	0.664	1.24	1.31	1.58	1125	19	326	65	41	367	22	413	76	80	362	22	
Q9W060A	500 MCM AL	260	8 mil LC	0.794	1.37	1.44	1.77	1439	22	396	46	40	322	20	486	57	76	318	20	
Q9X060A	750 MCM AL	260	8 mil LC	0.974	1.56	1.64	1.97	1841	24	489	32	38	274	18	579	43	71	271	18	
▲ Q9Y060A	1000 MCM AL	260	8 mil LC	1.124	1.71	1.79	2.12	2193	26	564	25	36	247	17	648	35	68	245	17	
25kV 100% Aluminum Three Phase 10 mil LC																				
Q9N070A	1 SOLID AL	260	10 mil LC	0.289	0.86	0.91	1.18	624	15	147	261	53	603	33	197	274	99	593	33	
Q9O070A	1 AWG AL	260	10 mil LC	0.324	0.89	0.95	1.21	653	15	148	267	52	596	31	197	279	97	587	31	
Q9P070A	1/0 SOLID AL	260	10 mil LC	0.325	0.89	0.95	1.22	669	15	167	207	51	537	31	223	220	96	528	31	
Q9Q070A	1/0 AWG AL	260	10 mil LC	0.364	0.93	0.99	1.25	702	16	168	213	50	529	30	223	225	94	521	30	
Q9R070A	2/0 AWG AL	260	10 mil LC	0.408	0.97	1.03	1.30	758	16	191	169	48	472	28	252	182	91	465	28	
Q9S070A	3/0 AWG AL	260	10 mil LC	0.458	1.02	1.10	1.36	845	17	217	133	47	420	27	284	147	88	413	27	
Q9T070A	4/0 AWG AL	260	10 mil LC	0.515	1.08	1.15	1.42	925	18	246	107	45	379	25	319	120	86	374	25	
Q9U070A	250 MCM AL	260	10 mil LC	0.561	1.14	1.21	1.48	1004	18	270	90	44	351	24	347	104	83	346	24	
Q9V070A	350 MCM AL	260	10 mil LC	0.664	1.24	1.31	1.58	1169	19	325	65	41	306	22	408	79	79	302	22	
Q9W070A	500 MCM AL	260	10 mil LC	0.794	1.37	1.44	1.77	1488	22	394	47	40	266	20	478	60	75	264	20	
Q9X070A	750 MCM AL	260	10 mil LC	0.974	1.56	1.64	1.97	1895	24	486	32	37	225	18	565	45	69	223	18	
Q9Y070A	1000 MCM AL	260	10 mil LC	1.124	1.71	1.79	2.12	2252	26	560	25	36	202	17	629	38	66	201	17	

† Ampacities are based on the following:

Information Subject to Change without Notice.

PRODUCT NOTES:

▲ Items are Prysmian authorized stock.
The above dimensions are approximate and subject to normal manufacturing tolerances.

Three Phase Operation

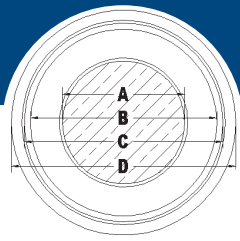
In Duct: Three single cables in plastic duct, direct-buried in a triangular configuration, 90°C conductor temperature, 20°C ambient temperature, earth RHO of 90°C-cm/Watt, 100% load factor, 36 inch depth of burial, and shields short-circuited.

Direct Buried: Three single cables, direct-buried, spaced 7.5 inches horizontally, 90°C conductor temperature, 20°C ambient temperature, earth RHO of 90°C-cm/Watt, 100% load factor, 36 inch depth of burial, and shields short-circuited.



1-800-845-8507 (US)
1-800-263-4405 (West-CAN)
1-800-361-1418 (East-CAN)

www.prysmianusa.com
www.prysmiancanada.com



TRXLPE LC SHIELD®

25kV 100%

Product Number	Conductor	Insulation Thickness (mils)	LC Shield Thickness	90°C In Duct				90°C Direct Buried											
				(A)	(B)	(C)	(D)	± Sequence Impedance Resistance (μΩ/ft)	± Sequence Impedance Reactance (μΩ/ft)	Zero Sequence Impedance Resistance (μΩ/ft)	Zero Sequence Impedance Reactance (μΩ/ft)								
25kV 100% Copper Three Phase 8 mil LC																			
Q95060A	1 SOLID CU	260	8 mil LC	0.289	0.86	0.91	1.18	766	15	189	159	53	586	33	252	169	100	574	33
Q96060A	1 AWG CU	260	8 mil LC	0.324	0.89	0.95	1.21	796	15	189	162	52	575	31	252	173	98	564	31
Q97060A	1/0 SOLID CU	260	8 mil LC	0.325	0.89	0.95	1.22	858	15	215	126	51	538	31	284	137	97	527	31
Q98060A	1/0 AWG CU	260	8 mil LC	0.364	0.93	0.99	1.25	890	16	215	129	50	525	30	285	139	95	515	30
Q99060A	2/0 AWG CU	260	8 mil LC	0.408	0.97	1.03	1.30	1003	16	244	102	48	483	28	321	113	92	474	28
Q9A060A	3/0 AWG CU	260	8 mil LC	0.458	1.02	1.10	1.36	1162	17	278	82	47	440	27	360	92	90	432	27
Q9B060A	4/0 AWG CU	260	8 mil LC	0.515	1.08	1.15	1.42	1332	18	315	65	45	406	25	403	76	87	400	25
Q9C060A	250 MCM CU	260	8 mil LC	0.561	1.14	1.21	1.48	1490	18	346	55	44	382	24	437	66	84	376	24
Q9D060A	350 MCM CU	260	8 mil LC	0.664	1.24	1.31	1.58	1863	19	414	40	41	342	22	510	51	80	338	22
Q9E060A	500 MCM CU	260	8 mil LC	0.794	1.37	1.44	1.77	2494	22	499	29	40	304	20	591	40	76	302	20
Q9F060A	750 MCM CU	260	8 mil LC	0.974	1.56	1.64	1.97	3431	24	608	21	38	262	18	687	31	71	261	18
Q9G060A	1000 MCM CU	260	8 mil LC	1.124	1.71	1.79	2.12	4315	26	690	16	36	239	17	754	27	68	237	17
25kV 100% Copper Three Phase 10 mil LC																			
Q95070A	1 SOLID CU	260	10 mil LC	0.289	0.86	0.91	1.18	799	15	189	159	53	500	33	250	172	99	491	33
Q96070A	1 AWG CU	260	10 mil LC	0.324	0.89	0.95	1.21	829	15	189	163	52	492	31	250	176	97	483	31
Q97070A	1/0 SOLID CU	260	10 mil LC	0.325	0.89	0.95	1.22	891	15	215	162	51	456	31	282	139	96	447	31
Q98070A	1/0 AWG CU	260	10 mil LC	0.364	0.93	0.99	1.25	925	16	215	129	50	446	30	283	142	94	438	30
Q99070A	2/0 AWG CU	260	10 mil LC	0.408	0.97	1.03	1.30	1039	16	244	103	48	407	28	318	116	91	400	28
Q9A070A	3/0 AWG CU	260	10 mil LC	0.458	1.02	1.10	1.36	1200	17	277	82	47	368	27	356	95	88	362	27
Q9B070A	4/0 AWG CU	260	10 mil LC	0.515	1.08	1.15	1.42	1372	18	315	65	45	338	25	398	79	86	333	25
Q9C070A	250 MCM CU	260	10 mil LC	0.561	1.14	1.21	1.48	1531	18	345	56	44	316	24	431	69	83	312	24
Q9D070A	350 MCM CU	260	10 mil LC	0.664	1.24	1.31	1.58	1907	19	412	40	41	281	22	500	54	79	278	22
Q9E070A	500 MCM CU	260	10 mil LC	0.794	1.37	1.44	1.77	2543	22	496	29	40	249	20	575	42	75	247	20
Q9F070A	750 MCM CU	260	10 mil LC	0.974	1.56	1.64	1.97	3485	24	602	21	37	214	18	664	34	69	213	18
Q9G070A	1000 MCM CU	260	10 mil LC	1.124	1.71	1.79	2.12	4374	26	681	17	36	194	17	722	30	66	193	17

†Ampacities are based on the following:

Information Subject to Change without Notice.

PRODUCT NOTES:

▲ Items are Prysmian authorized stock.
The above dimensions are approximate and subject to normal manufacturing tolerances.

Three Phase Operation

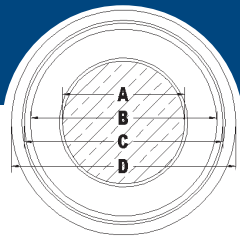
In Duct: Three single cables in plastic duct, direct-buried in a triangular configuration, 90°C conductor temperature, 20°C ambient temperature, earth RHO of 90°C-cm/Watt, 100% load factor, 36 inch depth of burial, and shields short-circuited.

Direct Buried: Three single cables, direct-buried, spaced 7.5 inches horizontally, 90°C conductor temperature, 20°C ambient temperature, earth RHO of 90°C-cm/Watt, 100% load factor, 36 inch depth of burial, and shields short-circuited.



1-800-845-8507 (US)
1-800-263-4405 (West-CAN)
1-800-361-1418 (East-CAN)

www.prysmianusa.com
www.prysmiancanada.com



TRXLPE LC SHIELD®

25kV 133%

Product Number	Conductor	Insulation Thickness (mils)	LC Shield Thickness	Conductor Diameter (in.)	Insulation Diameter (in.)	Insulation Shield Diameter (in.)	Jacket Diameter (in.)	Cable Weight (lbs/ft)	Minimum Bending Radius (in.)	90°C In Duct					90°C Direct Buried				
										† Ampacity (Amps)	+/- Sequence Impedance Resistance (μΩ/ft)	+/- Sequence Impedance Reactance (μΩ/ft)	Zero Sequence Impedance Resistance (μΩ/ft)	Zero Sequence Impedance Reactance (μΩ/ft)	† Ampacity (Amps)	+/- Sequence Impedance Resistance (μΩ/ft)	+/- Sequence Impedance Reactance (μΩ/ft)	Zero Sequence Impedance Resistance (μΩ/ft)	Zero Sequence Impedance Reactance (μΩ/ft)
25kV 133% Aluminum Three Phase 8 mil LC																			
QANØ6ØA	1 SOLID AL	320	8 mil LC	0.289	0.98	1.04	1.30	703	16	147	261	53	688	33	198	272	100	676	33
QAOØ6ØA	1 AWG AL	320	8 mil LC	0.324	1.01	1.07	1.34	729	17	148	266	52	679	31	198	277	98	667	31
QAPØ6ØA	1/0 SOLID AL	320	8 mil LC	0.325	1.02	1.07	1.34	745	17	168	207	51	619	31	224	218	97	608	31
QAAØ6ØA	1/0 AWG AL	320	8 mil LC	0.364	1.05	1.13	1.39	800	17	168	212	50	609	30	224	223	95	598	30
QARØ6ØA	2/0 AWG AL	320	8 mil LC	0.408	1.10	1.17	1.44	859	18	191	168	48	549	28	253	179	92	540	28
QASØ6ØA	3/0 AWG AL	320	8 mil LC	0.458	1.15	1.22	1.49	928	18	217	133	47	491	27	286	144	90	483	27
QATØ6ØA	4/0 AWG AL	320	8 mil LC	0.515	1.21	1.28	1.55	1016	19	247	106	45	448	25	322	117	87	441	25
QAUØ6ØA	250 MCM AL	320	8 mil LC	0.561	1.26	1.33	1.60	1092	20	271	90	44	417	24	350	101	84	410	24
QAVØ6ØA	350 MCM AL	320	8 mil LC	0.664	1.36	1.43	1.76	1346	22	326	65	41	367	22	413	76	80	362	22
QAWØ6ØA	500 MCM AL	320	8 mil LC	0.794	1.49	1.56	1.89	1593	23	396	46	40	322	20	486	57	76	318	20
QAXØ6ØA	750 MCM AL	320	8 mil LC	0.974	1.68	1.77	2.10	2010	26	489	32	38	274	18	579	43	71	271	18
QAYØ6ØA	1000 MCM AL	320	8 mil LC	1.124	1.83	1.92	2.25	2374	27	564	25	36	247	17	648	35	68	245	17
25kV 133% Aluminum Three Phase 10 mil LC																			
QANØ7ØA	1 SOLID AL	320	10 mil LC	0.289	0.98	1.04	1.30	740	16	147	261	53	603	33	197	274	99	593	33
QAOØ7ØA	1 AWG AL	320	10 mil LC	0.324	1.01	1.07	1.34	765	17	148	267	52	596	31	197	279	97	587	31
QAPØ7ØA	1/0 SOLID AL	320	10 mil LC	0.325	1.02	1.07	1.34	782	17	167	207	51	537	31	223	220	96	528	31
QAAØ7ØA	1/0 AWG AL	320	10 mil LC	0.364	1.05	1.13	1.39	839	17	168	213	50	529	30	223	225	94	521	30
QARØ7ØA	2/0 AWG AL	320	10 mil LC	0.408	1.10	1.17	1.44	899	18	191	169	48	472	28	252	182	91	465	28
QASØ7ØA	3/0 AWG AL	320	10 mil LC	0.458	1.15	1.22	1.49	970	18	217	133	47	420	27	284	147	88	413	27
QATØ7ØA	4/0 AWG AL	320	10 mil LC	0.515	1.21	1.28	1.55	1059	19	246	107	45	379	25	319	120	86	374	25
QAUØ7ØA	250 MCM AL	320	10 mil LC	0.561	1.26	1.33	1.60	1137	20	270	90	44	351	24	347	104	83	346	24
QAVØ7ØA	350 MCM AL	320	10 mil LC	0.664	1.36	1.43	1.76	1395	22	325	65	41	306	22	408	79	79	302	22
QAWØ7ØA	500 MCM AL	320	10 mil LC	0.794	1.49	1.56	1.89	1645	23	394	47	40	266	20	478	60	75	264	20
QAXØ7ØA	750 MCM AL	320	10 mil LC	0.974	1.68	1.77	2.10	2068	26	486	32	37	225	18	565	45	69	223	18
QAYØ7ØA	1000 MCM AL	320	10 mil LC	1.124	1.83	1.92	2.25	2436	27	560	25	36	202	17	629	38	66	201	17

†Ampacities are based on the following:

Information Subject to Change without Notice.

PRODUCT NOTES:

▲ Items are Prysmian authorized stock.
The above dimensions are approximate and subject to normal manufacturing tolerances.

Three Phase Operation

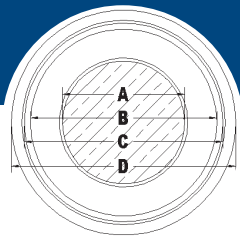
In Duct: Three single cables in plastic duct, direct-buried in a triangular configuration, 90°C conductor temperature, 20°C ambient temperature, earth RHO of 90°C-cm/Watt, 100% load factor, 36 inch depth of burial, and shields short-circuited.

Direct Buried: Three single cables, direct-buried, spaced 7.5 inches horizontally, 90°C conductor temperature, 20°C ambient temperature, earth RHO of 90°C-cm/Watt, 100% load factor, 36 inch depth of burial, and shields short-circuited.



1-800-845-8507 (US)
1-800-263-4405 (West-CAN)
1-800-361-1418 (East-CAN)

www.prysmianusa.com
www.prysmiancanada.com



TRXLPE LC SHIELD®

25kV 133%

Product Number	Conductor	Insulation Thickness (mils)	LC Shield Thickness	Conductor Diameter (in.)				Cable Weight (lbs/ft)	Minimum Bending Radius (in.)	90°C In Duct					90°C Direct Buried				
				(A)	(B)	(C)	(D)			† Ampacity (Amps)	+/- Sequence Impedance Resistance (μΩ/ft)	+/- Sequence Impedance Reactance (μΩ/ft)	Zero Sequence Impedance Resistance (μΩ/ft)	Zero Sequence Impedance Reactance (μΩ/ft)	† Ampacity (Amps)	+/- Sequence Impedance Resistance (μΩ/ft)	+/- Sequence Impedance Reactance (μΩ/ft)	Zero Sequence Impedance Resistance (μΩ/ft)	Zero Sequence Impedance Reactance (μΩ/ft)
25kV 133% Copper Three Phase 8 mil LC																			
QA5060A	1 SOLID CU	320	8 mil LC	0.289	0.98	1.04	1.30	877	16	189	159	53	586	33	252	169	100	574	33
QA6060A	1 AWG CU	320	8 mil LC	0.324	1.01	1.07	1.34	905	17	189	162	52	575	31	252	173	98	564	31
QA7060A	1/0 SOLID CU	320	8 mil LC	0.325	1.02	1.07	1.34	967	17	215	126	51	538	31	284	137	97	527	31
QA8060A	1/0 AWG CU	320	8 mil LC	0.364	1.05	1.13	1.39	1023	17	215	129	50	525	30	285	139	95	515	30
QA9060A	2/0 AWG CU	320	8 mil LC	0.408	1.10	1.17	1.44	1140	18	244	102	48	483	28	321	113	92	474	28
QAA060A	3/0 AWG CU	320	8 mil LC	0.458	1.15	1.22	1.49	1282	18	278	82	47	440	27	360	92	90	432	27
QAB060A	4/0 AWG CU	320	8 mil LC	0.515	1.21	1.28	1.55	1462	19	315	65	45	406	25	403	76	87	400	25
QAC060A	250 MCM CU	320	8 mil LC	0.561	1.26	1.33	1.60	1619	20	346	55	44	382	24	437	66	84	376	24
QAD060A	350 MCM CU	320	8 mil LC	0.664	1.36	1.43	1.76	2084	22	414	40	41	342	22	510	51	80	338	22
QAE060A	500 MCM CU	320	8 mil LC	0.794	1.49	1.56	1.89	2647	23	499	29	40	304	20	591	40	76	302	20
QAF060A	750 MCM CU	320	8 mil LC	0.974	1.68	1.77	2.10	3600	26	608	21	38	262	18	687	31	71	261	18
QAG060A	1000 MCM CU	320	8 mil LC	1.124	1.83	1.92	2.25	4496	27	690	16	36	239	17	754	27	68	237	17
25kV 133% Copper Three Phase 10 mil LC																			
QA5070A	1 SOLID CU	320	10 mil LC	0.289	0.98	1.04	1.30	914	16	189	159	53	500	33	250	172	99	491	33
QA6070A	1 AWG CU	320	10 mil LC	0.324	1.01	1.07	1.34	942	17	189	163	52	492	31	250	176	97	483	31
QA7070A	1/0 SOLID CU	320	10 mil LC	0.325	1.02	1.07	1.34	1004	17	215	162	51	456	31	282	139	96	447	31
QA8070A	1/0 AWG CU	320	10 mil LC	0.364	1.05	1.13	1.39	1062	17	215	129	50	446	30	283	142	94	438	30
QA9070A	2/0 AWG CU	320	10 mil LC	0.408	1.10	1.17	1.44	1180	18	244	103	48	407	28	318	116	91	400	28
QAA070A	3/0 AWG CU	320	10 mil LC	0.458	1.15	1.22	1.49	1324	18	277	82	47	368	27	356	95	88	362	27
QAB070A	4/0 AWG CU	320	10 mil LC	0.515	1.21	1.28	1.55	1506	19	315	65	45	338	25	398	79	86	333	25
QAC070A	250 MCM CU	320	10 mil LC	0.561	1.26	1.33	1.60	1664	20	345	56	44	316	24	431	69	83	312	24
QAD070A	350 MCM CU	320	10 mil LC	0.664	1.36	1.43	1.76	2133	22	412	40	41	281	22	500	54	79	278	22
QAE070A	500 MCM CU	320	10 mil LC	0.794	1.49	1.56	1.89	2699	23	496	29	40	249	20	575	42	75	247	20
QAF070A	750 MCM CU	320	10 mil LC	0.974	1.68	1.77	2.10	3658	26	602	21	37	214	18	664	34	69	213	18
QAG070A	1000 MCM CU	320	10 mil LC	1.124	1.83	1.92	2.25	4559	27	681	17	36	194	17	722	30	66	193	17

†Ampacities are based on the following:

Information Subject to Change without Notice.

PRODUCT NOTES:

▲ Items are Prysmian authorized stock.
The above dimensions are approximate and subject to normal manufacturing tolerances.

Three Phase Operation

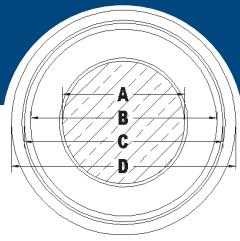
In Duct: Three single cables in plastic duct, direct-buried in a triangular configuration, 90°C conductor temperature, 20°C ambient temperature, earth RHO of 90°C-cm/Watt, 100% load factor, 36 inch depth of burial, and shields short-circuited.

Direct Buried: Three single cables, direct-buried, spaced 7.5 inches horizontally, 90°C conductor temperature, 20°C ambient temperature, earth RHO of 90°C-cm/Watt, 100% load factor, 36 inch depth of burial, and shields short-circuited.



1-800-845-8507 (US)
1-800-263-4405 (West-CAN)
1-800-361-1418 (East-CAN)

www.prysmianusa.com
www.prysmiancanada.com



TRXLPE LC SHIELD®

35kV 100%

Product Number	Conductor	Insulation Thickness (mils)	LC Shield Thickness	Conductor Diameter (in.)				Cable Weight (lbs/ft)	Minimum Bending Radius (in.)	90°C In Duct					90°C Direct Buried				
				(A)	(B)	(C)	(D)			† Ampacity (Amps)	+/- Sequence Impedance Resistance (μΩ/ft)	+/- Sequence Impedance Reactance (μΩ/ft)	Zero Sequence Impedance Resistance (μΩ/ft)	Zero Sequence Impedance Reactance (μΩ/ft)	† Ampacity (Amps)	+/- Sequence Impedance Resistance (μΩ/ft)	+/- Sequence Impedance Reactance (μΩ/ft)	Zero Sequence Impedance Resistance (μΩ/ft)	Zero Sequence Impedance Reactance (μΩ/ft)
35kV 100% Aluminum Three Phase 8 mil LC																			
QBP060A	1/0 SOLID AL	345	8 mil LC	0.325	1.07	1.14	1.41	811	17	170	207	55	550	35	220	218	97	540	35
QBQ060A	1/0 AWG AL	345	8 mil LC	0.364	1.10	1.18	1.44	847	18	169	212	53	544	34	220	223	95	535	34
QBR060A	2/0 AWG AL	345	8 mil LC	0.408	1.15	1.22	1.49	908	18	193	168	51	489	32	249	180	92	481	32
QBS060A	3/0 AWG AL	345	8 mil LC	0.458	1.20	1.27	1.54	983	19	219	133	49	442	30	282	144	89	435	30
QBT060A	4/0 AWG AL	345	8 mil LC	0.515	1.26	1.33	1.60	1068	20	249	106	48	403	28	317	118	86	396	28
QBU060A	250 MCM AL	345	8 mil LC	0.561	1.31	1.38	1.65	1150	20	273	90	46	375	27	345	102	84	369	27
QBV060A	350 MCM AL	345	8 mil LC	0.664	1.41	1.48	1.81	1406	22	328	65	44	331	25	406	76	80	326	25
QBW060A	500 MCM AL	345	8 mil LC	0.794	1.54	1.63	1.96	1684	24	397	46	42	289	23	480	57	76	286	23
QBX060A	750 MCM AL	345	8 mil LC	0.974	1.73	1.82	2.15	2085	26	490	32	39	250	21	573	43	71	248	21
QBY060A	1000 MCM AL	345	8 mil LC	1.124	1.88	1.97	2.30	2453	28	565	25	38	227	19	643	36	67	225	19
35kV 100% Aluminum Three Phase 10 mil LC																			
QBP070A	1/0 SOLID AL	345	10 mil LC	0.325	1.07	1.14	1.41	850	17	169	208	55	481	35	219	221	95	473	35
QBQ070A	1/0 AWG AL	345	10 mil LC	0.364	1.10	1.18	1.44	888	18	169	213	53	478	34	219	226	93	470	34
QBR070A	2/0 AWG AL	345	10 mil LC	0.408	1.15	1.22	1.49	949	18	192	169	51	425	32	248	182	91	418	32
QBS070A	3/0 AWG AL	345	10 mil LC	0.458	1.20	1.27	1.54	1027	19	219	134	49	380	30	280	147	88	374	30
QBT070A	4/0 AWG AL	345	10 mil LC	0.515	1.26	1.33	1.60	1113	20	248	107	48	343	28	315	120	85	338	28
QBU070A	250 MCM AL	345	10 mil LC	0.561	1.31	1.38	1.65	1198	20	272	91	46	318	27	342	104	83	313	27
QBV070A	350 MCM AL	345	10 mil LC	0.664	1.41	1.48	1.81	1455	22	327	66	44	278	25	401	79	79	274	25
QBW070A	500 MCM AL	345	10 mil LC	0.794	1.54	1.63	1.96	1738	24	395	47	42	240	23	472	60	74	238	23
QBX070A	750 MCM AL	345	10 mil LC	0.974	1.73	1.82	2.15	2145	26	487	32	39	206	21	560	45	69	205	21
QBY070A	1000 MCM AL	345	10 mil LC	1.124	1.88	1.97	2.30	2518	28	560	25	38	186	19	624	38	66	185	19

†Ampacities are based on the following:

Information Subject to Change without Notice.

PRODUCT NOTES:

▲ Items are Prysmian authorized stock.
The above dimensions are approximate and subject to normal manufacturing tolerances.

Three Phase Operation

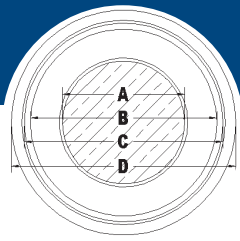
In Duct: Three single cables in plastic duct, direct-buried in a triangular configuration, 90°C conductor temperature, 20°C ambient temperature, earth RHO of 90°C-cm/Watt, 100% load factor, 36 inch depth of burial, and shields short-circuited.

Direct Buried: Three single cables, direct-buried, spaced 7.5 inches horizontally, 90°C conductor temperature, 20°C ambient temperature, earth RHO of 90°C-cm/Watt, 100% load factor, 36 inch depth of burial, and shields short-circuited.



1-800-845-8507 (US)
1-800-263-4405 (West-CAN)
1-800-361-1418 (East-CAN)

www.prysmianusa.com
www.prysmiancanada.com



TRXLPE LC SHIELD®

35kV 100%

Product Number	Conductor	Insulation Thickness (mils)	LC Shield Thickness	Conductor				Cable Weight (lbs/ft)	Minimum Bending Radius (in.)	90°C In Duct					90°C Direct Buried				
				(A)	(B)	(C)	(D)			+/- Sequence Impedance Resistance (μΩ/ft)	+/- Sequence Impedance Reactance (μΩ/ft)	Zero Sequence Impedance Resistance (μΩ/ft)	Zero Sequence Impedance Reactance (μΩ/ft)	+/- Ampacity (Amps)	+/- Sequence Impedance Resistance (μΩ/ft)	+/- Sequence Impedance Reactance (μΩ/ft)	Zero Sequence Impedance Resistance (μΩ/ft)	Zero Sequence Impedance Reactance (μΩ/ft)	
35kV 100% Copper Three Phase 8 mil LC																			
QB7060A	1/0 SOLID CU	345	8 mil LC	0.325	1.07	1.14	1.41	1033	17	217	126	55	469	35	279	137	97	460	35
QB8060A	1/0 AWG CU	345	8 mil LC	0.364	1.10	1.18	1.44	1070	18	218	129	53	461	34	280	140	95	452	34
QB9060A	2/0 AWG CU	345	8 mil LC	0.408	1.15	1.22	1.49	1189	18	247	103	51	423	32	315	114	92	416	32
QBA060A	3/0 AWG CU	345	8 mil LC	0.458	1.20	1.27	1.54	1338	19	280	82	49	390	30	355	93	89	384	30
QBB060A	4/0 AWG CU	345	8 mil LC	0.515	1.26	1.33	1.60	1515	20	317	65	48	361	28	398	76	86	356	28
QBC060A	250 MCM CU	345	8 mil LC	0.561	1.31	1.38	1.65	1678	20	348	55	46	340	27	431	67	84	335	27
QBD060A	350 MCM CU	345	8 mil LC	0.664	1.41	1.48	1.81	2144	22	417	40	44	306	25	502	51	80	302	25
QBE060A	500 MCM CU	345	8 mil LC	0.794	1.54	1.63	1.96	2739	24	501	29	42	272	23	584	40	76	269	23
QBF060A	750 MCM CU	345	8 mil LC	0.974	1.73	1.82	2.15	3675	26	609	21	39	239	21	681	31	71	237	21
QBG060A	1000 MCM CU	345	8 mil LC	1.124	1.88	1.97	2.30	4576	28	691	17	38	219	19	749	27	67	218	19
35kV 100% Copper Three Phase 10 mil LC																			
QB7070A	1/0 SOLID CU	345	10 mil LC	0.325	1.07	1.14	1.41	1073	17	217	127	55	400	35	278	140	95	393	35
QB8070A	1/0 AWG CU	345	10 mil LC	0.364	1.10	1.18	1.44	1111	18	217	129	53	394	34	278	143	93	387	34
QB9070A	2/0 AWG CU	345	10 mil LC	0.408	1.15	1.22	1.49	1230	18	246	103	51	359	32	313	116	91	353	32
QBA070A	3/0 AWG CU	345	10 mil LC	0.458	1.20	1.27	1.54	1381	19	280	82	49	329	30	351	95	88	323	30
QBB070A	4/0 AWG CU	345	10 mil LC	0.515	1.26	1.33	1.60	1560	20	317	66	48	102	28	393	79	85	298	28
QBC070A	250 MCM CU	345	10 mil LC	0.561	1.31	1.38	1.65	1725	20	347	56	46	283	27	425	69	83	279	27
QBD070A	350 MCM CU	345	10 mil LC	0.664	1.41	1.48	1.81	2194	22	415	41	44	253	25	492	54	79	250	25
QBE070A	500 MCM CU	345	10 mil LC	0.794	1.54	1.63	1.96	2793	24	497	30	42	223	23	569	43	74	221	23
QBF070A	750 MCM CU	345	10 mil LC	0.974	1.73	1.82	2.15	3735	26	603	21	39	195	21	659	34	69	194	21
QBG070A	1000 MCM CU	345	10 mil LC	1.124	1.88	1.97	2.30	4640	28	682	17	38	178	19	718	30	66	177	19

†Ampacities are based on the following:

Information Subject to Change without Notice.

PRODUCT NOTES:

▲ Items are Prysmian authorized stock.
The above dimensions are approximate and subject to normal manufacturing tolerances.

Three Phase Operation

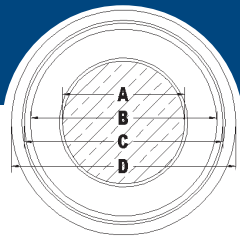
In Duct: Three single cables in plastic duct, direct-buried in a triangular configuration, 90°C conductor temperature, 20°C ambient temperature, earth RHO of 90°C-cm/Watt, 100% load factor, 36 inch depth of burial, and shields short-circuited.

Direct Buried: Three single cables, direct-buried, spaced 7.5 inches horizontally, 90°C conductor temperature, 20°C ambient temperature, earth RHO of 90°C-cm/Watt, 100% load factor, 36 inch depth of burial, and shields short-circuited.



1-800-845-8507 (US)
1-800-263-4405 (West-CAN)
1-800-361-1418 (East-CAN)

www.prysmianusa.com
www.prysmiancanada.com



TRXLPE LC SHIELD®

35kV 133%

Product Number	Conductor	Insulation Thickness (mils)	LC Shield Thickness	Insulation Diameter (in.)				Jacket Diameter (in.)	Cable Weight (lbs/ft)	Minimum Bending Radius (in.)	90°C In Duct					90°C Direct Buried				
				(A)	(B)	(C)	(D)				† Ampacity (Amps)	+/- Sequence Impedance Resistance (μΩ/ft)	+/- Sequence Impedance Reactance (μΩ/ft)	Zero Sequence Impedance Resistance (μΩ/ft)	Zero Sequence Impedance Reactance (μΩ/ft)	† Ampacity (Amps)	+/- Sequence Impedance Resistance (μΩ/ft)	+/- Sequence Impedance Reactance (μΩ/ft)	Zero Sequence Impedance Resistance (μΩ/ft)	Zero Sequence Impedance Reactance (μΩ/ft)
35kV 133% Aluminum Three Phase 8 mil LC																				
QCP060A	1/0 SOLID AL	420	8 mil LC	0.325	1.22	1.29	1.56	968	19	170	207	55	550	35	220	218	97	540	35	
QCQ060A	1/0 AWG AL	420	8 mil LC	0.364	1.26	1.33	1.60	1008	20	169	212	53	544	34	220	223	95	535	34	
QCR060A	2/0 AWG AL	420	8 mil LC	0.408	1.30	1.37	1.64	1077	20	193	168	51	489	32	249	180	92	481	32	
QCS060A	3/0 AWG AL	420	8 mil LC	0.458	1.35	1.42	1.69	1153	21	219	133	49	442	30	282	144	89	435	30	
QCT060A	4/0 AWG AL	420	8 mil LC	0.515	1.41	1.48	1.81	1324	22	249	106	48	403	28	317	118	86	396	28	
QCU060A	250 MCM AL	420	8 mil LC	0.561	1.46	1.54	1.86	1414	23	273	90	46	375	27	345	102	84	369	27	
QCV060A	350 MCM AL	420	8 mil LC	0.664	1.57	1.65	1.98	1631	24	328	65	44	331	25	406	76	80	326	25	
QCW060A	500 MCM AL	420	8 mil LC	0.794	1.70	1.78	2.11	1896	26	397	46	42	289	23	480	57	76	286	23	
QCX060A	750 MCM AL	420	8 mil LC	0.974	1.88	1.97	2.30	2315	28	490	32	39	250	21	573	43	71	248	21	
QCY060A	1000 MCM AL	420	8 mil LC	1.124	2.03	2.12	2.45	2698	30	565	25	38	227	19	643	36	67	225	19	
35kV 133% Aluminum Three Phase 10 mil LC																				
QCP070A	1/0 SOLID AL	420	10 mil LC	0.325	1.22	1.29	1.56	1012	19	169	208	55	481	35	219	221	95	473	35	
QCQ070A	1/0 AWG AL	420	10 mil LC	0.364	1.26	1.33	1.60	1053	20	169	213	53	478	34	219	226	93	470	34	
QCR070A	2/0 AWG AL	420	10 mil LC	0.408	1.30	1.37	1.64	1124	20	192	169	51	425	32	248	182	91	418	32	
QCS070A	3/0 AWG AL	420	10 mil LC	0.458	1.35	1.42	1.69	1201	21	219	134	49	380	30	280	147	88	374	30	
QCT070A	4/0 AWG AL	420	10 mil LC	0.515	1.41	1.48	1.81	1374	22	248	107	48	343	28	315	120	85	338	28	
QCU070A	250 MCM AL	420	10 mil LC	0.561	1.46	1.54	1.86	1466	23	272	91	46	318	27	342	104	83	313	27	
QCV070A	350 MCM AL	420	10 mil LC	0.664	1.57	1.65	1.98	1686	24	327	66	44	278	25	401	79	79	274	25	
QCW070A	500 MCM AL	420	10 mil LC	0.794	1.70	1.78	2.11	1955	26	395	47	42	240	23	472	60	74	238	23	
QCX070A	750 MCM AL	420	10 mil LC	0.974	1.88	1.97	2.30	2379	28	487	32	39	206	21	560	45	69	205	21	
QCY070A	1000 MCM AL	420	10 mil LC	1.124	2.03	2.12	2.45	2767	30	560	25	38	186	19	624	38	66	185	19	

†Ampacities are based on the following:

Information Subject to Change without Notice.

PRODUCT NOTES:

▲ Items are Prysmian authorized stock.
The above dimensions are approximate and subject to normal manufacturing tolerances.

Three Phase Operation

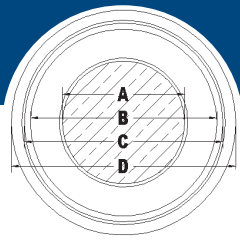
In Duct: Three single cables in plastic duct, direct-buried in a triangular configuration, 90°C conductor temperature, 20°C ambient temperature, earth RHO of 90°C-cm/Watt, 100% load factor, 36 inch depth of burial, and shields short-circuited.

Direct Buried: Three single cables, direct-buried, spaced 7.5 inches horizontally, 90°C conductor temperature, 20°C ambient temperature, earth RHO of 90°C-cm/Watt, 100% load factor, 36 inch depth of burial, and shields short-circuited.



1-800-845-8507 (US)
1-800-263-4405 (West-CAN)
1-800-361-1418 (East-CAN)

www.prysmianusa.com
www.prysmiancanada.com



TRXLPE LC SHIELD®

35kV 133%

Product Number	Conductor	Insulation Thickness (mils)	LC Shield Thickness	Conductor Diameter (in.)				Cable Weight (lbs/ft)	Minimum Bending Radius (in.)	90°C In Duct					90°C Direct Buried				
				(A)	(B)	(C)	(D)			† Ampacity (Amps)	+/- Sequence Impedance Resistance (μΩ/ft)	+/- Sequence Impedance Reactance (μΩ/ft)	Zero Sequence Impedance Resistance (μΩ/ft)	Zero Sequence Impedance Reactance (μΩ/ft)	† Ampacity (Amps)	+/- Sequence Impedance Resistance (μΩ/ft)	+/- Sequence Impedance Reactance (μΩ/ft)	Zero Sequence Impedance Resistance (μΩ/ft)	Zero Sequence Impedance Reactance (μΩ/ft)
35kV 133% Copper Three Phase 8 mil LC																			
QC7060A	1/0 SOLID CU	420	8 mil LC	0.325	1.22	1.29	1.56	1190	19	217	126	55	469	35	279	137	97	460	35
QC8060A	1/0 AWG CU	420	8 mil LC	0.364	1.26	1.33	1.60	1231	20	218	129	53	461	34	280	140	95	452	34
QC9060A	2/0 AWG CU	420	8 mil LC	0.408	1.30	1.37	1.64	1358	20	247	103	51	423	32	315	114	92	416	32
QCA060A	3/0 AWG CU	420	8 mil LC	0.458	1.35	1.42	1.69	1507	21	280	82	49	390	30	355	93	89	384	30
QCB060A	4/0 AWG CU	420	8 mil LC	0.515	1.41	1.48	1.81	1771	22	317	65	48	361	28	398	76	86	356	28
QCC060A	250 MCM CU	420	8 mil LC	0.561	1.46	1.54	1.86	1942	23	348	55	46	340	27	431	67	84	335	27
QCD060A	350 MCM CU	420	8 mil LC	0.664	1.57	1.65	1.98	2369	24	417	40	44	306	25	502	51	80	302	25
QCE060A	500 MCM CU	420	8 mil LC	0.794	1.70	1.78	2.11	2950	26	501	29	42	272	23	584	40	76	269	23
QCF060A	750 MCM CU	420	8 mil LC	0.974	1.88	1.97	2.30	3905	28	609	21	39	239	21	681	31	71	237	21
QCG060A	1000 MCM CU	420	8 mil LC	1.124	2.03	2.12	2.45	4820	30	691	17	38	219	19	749	27	67	218	19
35kV 133% Copper Three Phase 10 mil LC																			
QC7070A	1/0 SOLID CU	420	10 mil LC	0.325	1.22	1.29	1.56	1234	19	217	127	55	400	35	278	140	95	393	35
QC8070A	1/0 AWG CU	420	10 mil LC	0.364	1.26	1.33	1.60	1276	20	217	129	53	394	34	278	143	93	387	34
QC9070A	2/0 AWG CU	420	10 mil LC	0.408	1.30	1.37	1.64	1405	20	246	103	51	359	32	313	116	91	353	32
QCA070A	3/0 AWG CU	420	10 mil LC	0.458	1.35	1.42	1.69	1556	21	280	82	49	329	30	351	95	88	323	30
QCB070A	4/0 AWG CU	420	10 mil LC	0.515	1.41	1.48	1.81	1821	22	317	66	48	102	28	393	79	85	298	28
QCC070A	250 MCM CU	420	10 mil LC	0.561	1.46	1.54	1.86	1994	23	347	56	46	283	27	425	69	83	279	27
QCD070A	350 MCM CU	420	10 mil LC	0.664	1.57	1.65	1.98	2425	24	415	41	44	253	25	492	54	79	250	25
QCE070A	500 MCM CU	420	10 mil LC	0.794	1.70	1.78	2.11	3009	26	497	30	42	223	23	569	43	74	221	23
QCF070A	750 MCM CU	420	10 mil LC	0.974	1.88	1.97	2.30	3969	28	603	21	39	195	21	659	34	69	194	21
QCG070A	1000 MCM CU	420	10 mil LC	1.124	2.03	2.12	2.45	4889	30	682	17	38	178	19	718	30	66	177	19

† Ampacities are based on the following:

Information Subject to Change without Notice.

PRODUCT NOTES:

▲ Items are Prysmian authorized stock.
The above dimensions are approximate and subject to normal manufacturing tolerances.

Three Phase Operation

In Duct: Three single cables in plastic duct, direct-buried in a triangular configuration, 90°C conductor temperature, 20°C ambient temperature, earth RHO of 90°C-cm/Watt, 100% load factor, 36 inch depth of burial, and shields short-circuited.

Direct Buried: Three single cables, direct-buried, spaced 7.5 inches horizontally, 90°C conductor temperature, 20°C ambient temperature, earth RHO of 90°C-cm/Watt, 100% load factor, 36 inch depth of burial, and shields short-circuited.



1-800-845-8507 (US)
1-800-263-4405 (West-CAN)
1-800-361-1418 (East-CAN)

www.prysmianusa.com
www.prysmiancanada.com