

Description


Single conductor cable with stranded or solid aluminum or copper conductors, triple extruded insulation system consisting of a thermosetting semiconducting conductor shield, high dielectric strength EPROTENAX™ EPR insulation, thermosetting semiconducting insulation shield, LC Shield® linear low-density polyethylene (LLDPE) jacket.

Specifications

ICEA ICEA S-97-682

AEIC AEIC CS8

For 105°C continuous, 140°C emergency, 250°C short-circuit operation.



Ratings

Design Parameters

Conductor

- Solid or Class B Compressed concentric strand Aluminum alloy 1350 or soft drawn annealed copper per ASTM.

Conductor Shield

- Extruded thermosetting semiconducting shield which is free stripping from the conductor and bonded to the insulation.

Insulation

- Natural high dielectric strength EPROTENAX™ EPR-based insulation, combined with other materials and agents that enhance the electrical and mechanical characteristics assuring extended cable life.

Insulation Shield

- Extruded thermosetting semiconducting shield with controlled adhesion to the insulation providing the required balance between electrical integrity and ease of stripping.

LC Shield®

- A transversely corrugated copper tape is longitudinally applied over the insulation shield with an overlap. A bridging tape is applied at the overlap. This construction is effective in impeding moisture ingress into the insulation system and accommodates the expansion and contraction of the cable during thermal cycling.









Jacket

- Black insulating sunlight resistant linear low-density polyethylene jacket tightly applied over the LC Shield® with three extruded red stripes and NESC lightning bolt symbol.

Options

- Black jacket with no stripes
- Multiplex cables
- Strandseal®
- Sealed LC Shield® overlap with ripcords
- Compact stranded conductors
- UL Rating if Required
- 46kV

Installations

- | | |
|---|---|
|  Conduit in Air |  Direct Buried |
|  Underground Duct |  Isolated in Air |
|  Wet Locations |  Dry Locations |
|  With Messenger |  Utility Primary |



EPR LC SHIELD®

15kV 100%

Product Number	Conductor	Insulation Thickness (mils)	LC Shield Thickness	Conductor Diameter (in.)				Insulation Diameter (in.)	Jacket Diameter (in.)	Cable Weight (lbs/ft)	Minimum Bending Radius (in.)	‡ 105°C In Duct				‡ 105°C Direct Buried			
				(A)	(B)	(C)	(D)					† Ampacity (Amps)	+/- Sequence Impedance Resistance (μΩ/ft)	+/- Sequence Impedance Reactance (μΩ/ft)	Zero Sequence Impedance Resistance (μΩ/ft)	Zero Sequence Impedance Reactance (μΩ/ft)	† Ampacity (Amps)	+/- Sequence Impedance Resistance (μΩ/ft)	+/- Sequence Impedance Reactance (μΩ/ft)
15kV 100% Aluminum Three Phase 8 mil LC																			
QMQØ6ØA	1/0 AWG AL	175	8 mil LC	0.364	0.76	0.82	1.09	568	14	180	222	47	723	25	246	232	96	710	25
QMRØ6ØA	2/0 AWG AL	175	8 mil LC	0.408	0.81	0.87	1.13	621	14	205	176	45	653	24	278	186	93	641	24
QMSØ6ØA	3/0 AWG AL	175	8 mil LC	0.458	0.86	0.92	1.18	684	15	234	139	43	591	23	315	149	90	581	23
QMTØ6ØA	4/0 AWG AL	175	8 mil LC	0.515	0.92	0.97	1.24	759	15	266	111	42	537	21	354	121	87	529	21
QMUØ6ØA	250 MCM AL	175	8 mil LC	0.561	0.97	1.03	1.30	833	16	292	94	40	498	20	386	104	85	491	20
QMVØ6ØA	350 MCM AL	175	8 mil LC	0.664	1.07	1.15	1.41	1012	17	352	68	39	431	19	454	78	81	425	19
QMWØ6ØA	500 MCM AL	175	8 mil LC	0.794	1.20	1.28	1.54	1237	19	428	48	37	375	17	537	58	77	371	17
QMXØ6ØA	750 MCM AL	175	8 mil LC	0.974	1.39	1.46	1.79	1679	22	532	33	35	319	16	637	43	72	316	16
QMYØ6ØA	1000 MCM AL	175	8 mil LC	1.124	1.54	1.63	1.96	2046	24	615	26	34	283	15	713	36	68	281	15
15kV 100% Aluminum Three Phase 10 mil LC																			
QMQØ7ØA	1/0 AWG AL	175	10 mil LC	0.364	0.76	0.82	1.09	598	14	180	222	47	623	25	245	234	95	612	25
QMRØ7ØA	2/0 AWG AL	175	10 mil LC	0.408	0.81	0.87	1.13	653	14	205	176	45	557	24	277	188	92	548	24
QMSØ7ØA	3/0 AWG AL	175	10 mil LC	0.458	0.86	0.92	1.18	717	15	234	139	43	500	23	313	152	89	492	23
QMTØ7ØA	4/0 AWG AL	175	10 mil LC	0.515	0.92	0.97	1.24	793	15	266	111	42	452	21	352	124	86	445	21
QMUØ7ØA	250 MCM AL	175	10 mil LC	0.561	0.97	1.03	1.30	869	16	292	94	40	417	20	382	107	84	412	20
QMVØ7ØA	350 MCM AL	175	10 mil LC	0.664	1.07	1.15	1.41	1051	17	352	68	39	358	19	449	81	80	354	19
QMWØ7ØA	500 MCM AL	175	10 mil LC	0.794	1.20	1.28	1.54	1279	19	427	48	37	310	17	528	61	75	307	17
QMXØ7ØA	750 MCM AL	175	10 mil LC	0.974	1.39	1.46	1.79	1727	22	529	33	35	261	16	622	46	70	260	16
QMYØ7ØA	1000 MCM AL	175	10 mil LC	1.124	1.54	1.63	1.96	2099	24	611	26	34	231	15	692	38	67	230	15

†Ampacities are based on the following:

Information Subject to Change without Notice.

PRODUCT NOTES:

▲ Items are Prysmian authorized stock. The above dimensions are approximate and subject to normal manufacturing tolerances.

Three Phase Operation

In Duct: Three single cables in plastic duct, direct-buried in a triangular configuration, 105°C conductor temperature, 20°C ambient temperature, earth RHO of 90°C-cm/Watt, 100% load factor, 36 inch depth of burial, and shields short-circuited.

Direct Buried: Three single cables, direct-buried, spaced 7.5 inches horizontally, 105°C conductor temperature, 20°C ambient temperature, earth RHO of 90°C-cm/Watt, 100% load factor, 36 inch depth of burial, and shields short-circuited.

‡EPROTENAX™ EPR-insulated cables are capable of operating at 105°C. However, the maximum operating temperature of the cable should be based on the maximum operating temperature of the cable accessories to be used.



1-800-845-8507 (US)
1-800-263-4405 (West-CAN)
1-800-361-1418 (East-CAN)

www.prysmianusa.com
www.prysmiancanada.com



EPR LC SHIELD®

15kV 100%

Product Number	Conductor	Insulation Thickness (mils)	LC Shield Thickness	Conductor Diameter (in.)				Jacket Diameter (in.)	Cable Weight (lbs/ft)	Minimum Bending Radius (in.)	± 105°C In Duct					± 105°C Direct Buried				
				(A)	(B)	(C)	(D)				† Ampacity (Amps)	+/- Sequence Impedance Resistance (μΩ/ft)	+/- Sequence Impedance Reactance (μΩ/ft)	Zero Sequence Impedance Resistance (μΩ/ft)	Zero Sequence Impedance Reactance (μΩ/ft)	† Ampacity (Amps)	+/- Sequence Impedance Resistance (μΩ/ft)	+/- Sequence Impedance Reactance (μΩ/ft)	Zero Sequence Impedance Resistance (μΩ/ft)	Zero Sequence Impedance Reactance (μΩ/ft)
15kV 100% Copper Three Phase 8 mil LC																				
QM8Ø6ØA	1/0 AWG CU	175	8 mil LC	0.364	0.76	0.82	1.09	791	14	231	134	47	635	25	313	144	96	623	25	
QM9Ø6ØA	2/0 AWG CU	175	8 mil LC	0.408	0.81	0.87	1.13	902	14	263	107	45	584	24	353	117	93	573	24	
QMAØ6ØA	3/0 AWG CU	175	8 mil LC	0.458	0.86	0.92	1.18	1039	15	299	85	43	537	23	397	95	90	527	23	
QMBØ6ØA	4/0 AWG CU	175	8 mil LC	0.515	0.92	0.97	1.24	1206	15	340	68	42	494	21	445	78	87	486	21	
QMCØ6ØA	250 MCM CU	175	8 mil LC	0.561	0.97	1.03	1.30	1360	16	373	58	40	462	20	482	68	85	455	20	
QMDØ6ØA	350 MCM CU	175	8 mil LC	0.664	1.07	1.15	1.41	1750	17	449	42	39	405	19	562	52	81	400	19	
QMEØ6ØA	500 MCM CU	175	8 mil LC	0.794	1.20	1.28	1.54	2291	19	541	30	37	357	17	654	40	77	354	17	
QMFØ6ØA	750 MCM CU	175	8 mil LC	0.974	1.39	1.46	1.79	3269	22	663	21	35	307	16	759	31	72	305	16	
QMGØ6ØA	1000 MCM CU	175	8 mil LC	1.124	1.54	1.63	1.96	4168	24	755	17	34	274	15	833	27	68	273	15	
15kV 100% Copper Three Phase 10 mil LC																				
QM8Ø7ØA	1/0 AWG CU	175	10 mil LC	0.364	0.76	0.82	1.09	821	14	231	135	47	535	25	312	146	95	525	25	
QM9Ø7ØA	2/0 AWG CU	175	10 mil LC	0.408	0.81	0.87	1.13	934	14	263	107	45	488	24	350	119	92	480	24	
QMAØ7ØA	3/0 AWG CU	175	10 mil LC	0.458	0.86	0.92	1.18	1071	15	299	85	43	446	23	393	97	89	439	23	
QMBØ7ØA	4/0 AWG CU	175	10 mil LC	0.515	0.92	0.97	1.24	1240	15	339	68	42	409	21	440	80	86	403	21	
QMCØ7ØA	250 MCM CU	175	10 mil LC	0.561	0.97	1.03	1.30	1396	16	372	58	40	381	20	475	70	84	376	20	
QMDØ7ØA	350 MCM CU	175	10 mil LC	0.664	1.07	1.15	1.41	1789	17	447	42	39	332	19	552	54	80	329	19	
QMEØ7ØA	500 MCM CU	175	10 mil LC	0.794	1.20	1.28	1.54	2334	19	539	30	37	292	17	638	43	75	289	17	
QMFØ7ØA	750 MCM CU	175	10 mil LC	0.974	1.39	1.46	1.79	3317	22	658	22	35	250	16	734	34	70	248	16	
QMGØ7ØA	1000 MCM CU	175	10 mil LC	1.124	1.54	1.63	1.96	4222	24	746	17	34	223	15	799	29	67	222	15	

†Ampacities are based on the following:

Information Subject to Change without Notice.

PRODUCT NOTES:

Three Phase Operation

▲ Items are Prysmian authorized stock. The above dimensions are approximate and subject to normal manufacturing tolerances.

In Duct: Three single cables in plastic duct, direct-buried in a triangular configuration, 105°C conductor temperature, 20°C ambient temperature, earth RHO of 90°C-cm/Watt, 100% load factor, 36 inch depth of burial, and shields short-circuited.

Direct Buried: Three single cables, direct-buried, spaced 7.5 inches horizontally, 105°C conductor temperature, 20°C ambient temperature, earth RHO of 90°C-cm/Watt, 100% load factor, 36 inch depth of burial, and shields short-circuited.

‡EPROTENAX™ EPR-insulated cables are capable of operating at 105°C. However, the maximum operating temperature of the cable should be based on the maximum operating temperature of the cable accessories to be used.





EPR LC SHIELD®

15kV 133%

Product Number	Conductor	Insulation Thickness (mils)	LC Shield Thickness	Insulation Diameter (in.)				Jacket Diameter (in.)	Cable Weight (lbs/ft)	Minimum Bending Radius (in.)	‡ 105°C In Duct					‡ 105°C Direct Buried				
				(A)	(B)	(C)	(D)				† Ampacity (Amps)	+/- Sequence Impedance Resistance (μΩ/ft)	+/- Sequence Impedance Reactance (μΩ/ft)	Zero Sequence Impedance Resistance (μΩ/ft)	Zero Sequence Impedance Reactance (μΩ/ft)	† Ampacity (Amps)	+/- Sequence Impedance Resistance (μΩ/ft)	+/- Sequence Impedance Reactance (μΩ/ft)	Zero Sequence Impedance Resistance (μΩ/ft)	Zero Sequence Impedance Reactance (μΩ/ft)
15kV 133% Aluminum Three Phase 8 mil LC																				
QNMØ6ØA	2 AWG AL	220	8 mil LC	0.284	0.77	0.83	1.10	560	14	140	351	53	842	32	190	361	102	825	32	
QNNØ6ØA	1 SOLID AL	220	8 mil LC	0.289	0.78	0.84	1.11	573	14	159	273	52	761	31	215	283	100	746	31	
QNOØ6ØA	1 AWG AL	220	8 mil LC	0.324	0.81	0.87	1.14	602	14	160	279	50	748	30	215	289	98	734	30	
QNPØ6ØA	1/0 SOLID AL	220	8 mil LC	0.325	0.82	0.87	1.14	618	14	181	217	50	686	29	244	227	97	672	29	
QNQØ6ØA	1/0 AWG AL	220	8 mil LC	0.364	0.85	0.91	1.18	650	15	180	222	47	723	25	246	232	96	710	25	
QNRØ6ØA	2/0 AWG AL	220	8 mil LC	0.408	0.90	0.96	1.22	706	15	205	176	45	653	24	278	186	93	641	24	
QNSØ6ØA	3/0 AWG AL	220	8 mil LC	0.458	0.95	1.01	1.27	777	16	234	139	43	591	23	315	149	90	581	23	
QNTØ6ØA	4/0 AWG AL	220	8 mil LC	0.515	1.01	1.06	1.33	857	16	266	111	42	537	21	354	121	87	529	21	
QNUØ6ØA	250 MCM AL	220	8 mil LC	0.561	1.06	1.13	1.40	951	17	292	94	40	498	20	386	104	85	491	20	
QNVØ6ØA	350 MCM AL	220	8 mil LC	0.664	1.16	1.24	1.50	1116	19	352	68	39	431	19	454	78	81	425	19	
QNWØ6ØA	500 MCM AL	220	8 mil LC	0.794	1.29	1.37	1.63	1355	20	428	48	37	375	17	537	58	77	371	17	
QNXØ6ØA	750 MCM AL	220	8 mil LC	0.974	1.48	1.55	1.88	1814	23	532	33	35	319	16	637	43	72	316	16	
QNYØ6ØA	1000 MCM AL	220	8 mil LC	1.124	1.63	1.72	2.05	2194	25	615	26	34	283	15	713	36	68	281	15	
15kV 133% Aluminum Three Phase 10 mil LC																				
QNMØ7ØA	2 AWG AL	220	10 mil LC	0.284	0.77	0.83	1.10	590	14	140	351	53	743	32	189	363	101	731	32	
QNNØ7ØA	1 SOLID AL	220	10 mil LC	0.289	0.78	0.84	1.11	603	14	159	274	52	664	31	214	286	99	651	31	
QNOØ7ØA	1 AWG AL	220	10 mil LC	0.324	0.81	0.87	1.14	633	14	160	279	50	654	30	215	291	97	643	30	
QNPØ7ØA	1/0 SOLID AL	220	10 mil LC	0.325	0.82	0.87	1.14	649	14	181	217	50	592	29	243	229	96	581	29	
QNQØ7ØA	1/0 AWG AL	220	10 mil LC	0.364	0.85	0.91	1.18	683	15	180	222	47	623	25	245	234	95	612	25	
QNRØ7ØA	2/0 AWG AL	220	10 mil LC	0.408	0.90	0.96	1.22	740	15	205	176	45	557	24	277	188	92	548	24	
QNSØ7ØA	3/0 AWG AL	220	10 mil LC	0.458	0.95	1.01	1.27	813	16	234	139	43	500	23	313	152	89	492	23	
QNTØ7ØA	4/0 AWG AL	220	10 mil LC	0.515	1.01	1.06	1.33	894	16	266	111	42	452	21	352	124	86	445	21	
QNUØ7ØA	250 MCM AL	220	10 mil LC	0.561	1.06	1.13	1.40	990	17	292	94	40	417	20	382	107	84	412	20	
QNVØ7ØA	350 MCM AL	220	10 mil LC	0.664	1.16	1.24	1.50	1158	19	352	68	39	358	19	449	81	80	354	19	
QNWØ7ØA	500 MCM AL	220	10 mil LC	0.794	1.29	1.37	1.63	1401	20	427	48	37	310	17	528	61	75	307	17	
QNXØ7ØA	750 MCM AL	220	10 mil LC	0.974	1.48	1.55	1.88	1866	23	529	33	35	261	16	622	46	70	260	16	
QNYØ7ØA	1000 MCM AL	220	10 mil LC	1.124	1.63	1.72	2.05	2250	25	611	26	34	231	15	692	38	67	230	15	

†Ampacities are based on the following:

Information Subject to Change without Notice.

PRODUCT NOTES:

Three Phase Operation

▲ Items are Prysmian authorized stock. The above dimensions are approximate and subject to normal manufacturing tolerances.

In Duct: Three single cables in plastic duct, direct-buried in a triangular configuration, 105°C conductor temperature, 20°C ambient temperature, earth RHO of 90°C-cm/Watt, 100% load factor, 36 inch depth of burial, and shields short-circuited.

Direct Buried: Three single cables, direct-buried, spaced 7.5 inches horizontally, 105°C conductor temperature, 20°C ambient temperature, earth RHO of 90°C-cm/Watt, 100% load factor, 36 inch depth of burial, and shields short-circuited.

‡EPROTENAX™ EPR-insulated cables are capable of operating at 105°C. However, the maximum operating temperature of the cable should be based on the maximum operating temperature of the cable accessories to be used.





EPR LC SHIELD®

15kV 133%

Product Number	Conductor	Insulation Thickness (mil)	LC Shield Thickness	Conductor Diameter (in.)				Cable Weight (lbs/ft)	Minimum Bending Radius (in.)	± 105°C In Duct						± 105°C Direct Buried					
				(A)	(B)	(C)	(D)			† Ampacity (Amps)	+/- Sequence Impedance Resistance (μΩ/ft)	+/- Sequence Impedance Reactance (μΩ/ft)	Zero Sequence Impedance Resistance (μΩ/ft)	Zero Sequence Impedance Reactance (μΩ/ft)	† Ampacity (Amps)	+/- Sequence Impedance Resistance (μΩ/ft)	+/- Sequence Impedance Reactance (μΩ/ft)	Zero Sequence Impedance Resistance (μΩ/ft)	Zero Sequence Impedance Reactance (μΩ/ft)		
15kV 133% Copper Three Phase 8 mil LC																					
QN4060A	2 AWG CU	220	8 mil LC	0.284	0.77	0.83	1.10	699	14	180	213	53	704	32	242	223	102	688	32		
QN5060A	1 SOLID CU	220	8 mil LC	0.289	0.78	0.84	1.11	747	14	205	166	52	654	31	274	176	100	639	31		
QN6060A	1 AWG CU	220	8 mil LC	0.324	0.81	0.87	1.14	778	14	205	170	50	639	30	274	180	98	625	30		
QN7060A	1/0 SOLID CU	220	8 mil LC	0.325	0.82	0.87	1.14	840	14	233	132	50	601	29	310	142	97	587	29		
QN8060A	1/0 AWG CU	220	8 mil LC	0.364	0.85	0.91	1.18	873	15	231	134	47	635	25	313	144	96	623	25		
QN9060A	2/0 AWG CU	220	8 mil LC	0.408	0.90	0.96	1.22	987	15	263	107	45	584	24	353	117	93	573	24		
QNA060A	3/0 AWG CU	220	8 mil LC	0.458	0.95	1.01	1.27	1132	16	299	85	43	537	23	397	95	90	527	23		
QNB060A	4/0 AWG CU	220	8 mil LC	0.515	1.01	1.06	1.33	1303	16	340	68	42	494	21	445	78	87	486	21		
QNC060A	250 MCM CU	220	8 mil LC	0.561	1.06	1.13	1.40	1478	17	373	58	40	462	20	482	68	85	455	20		
QND060A	350 MCM CU	220	8 mil LC	0.664	1.16	1.24	1.50	1855	19	449	42	39	405	19	562	52	81	400	19		
QNE060A	500 MCM CU	220	8 mil LC	0.794	1.29	1.37	1.63	2410	20	541	30	37	357	17	654	40	77	354	17		
QNF060A	750 MCM CU	220	8 mil LC	0.974	1.48	1.55	1.88	3404	23	663	21	35	307	16	759	31	72	305	16		
QNG060A	1000 MCM CU	220	8 mil LC	1.124	1.63	1.72	2.05	4316	25	755	17	34	274	15	833	27	68	273	15		
15kV 133% Copper Three Phase 10 mil LC																					
QN4070A	2 AWG CU	220	10 mil LC	0.284	0.77	0.83	1.10	729	14	180	213	53	605	32	241	225	101	593	32		
QN5070A	1 SOLID CU	220	10 mil LC	0.289	0.78	0.84	1.11	778	14	205	166	52	556	31	273	178	99	544	31		
QN6070A	1 AWG CU	220	10 mil LC	0.324	0.81	0.87	1.14	809	14	205	170	50	545	30	273	182	97	534	30		
QN7070A	1/0 SOLID CU	220	10 mil LC	0.325	0.82	0.87	1.14	871	14	232	132	50	507	29	308	144	96	496	29		
QN8070A	1/0 AWG CU	220	10 mil LC	0.364	0.85	0.91	1.18	905	15	231	135	47	535	25	312	146	95	525	25		
QN9070A	2/0 AWG CU	220	10 mil LC	0.408	0.90	0.96	1.22	1021	15	263	107	45	488	24	350	119	92	480	24		
QNA070A	3/0 AWG CU	220	10 mil LC	0.458	0.95	1.01	1.27	1167	16	299	85	43	446	23	393	97	89	439	23		
QNB070A	4/0 AWG CU	220	10 mil LC	0.515	1.01	1.06	1.33	1340	16	339	68	42	409	21	440	80	86	403	21		
QNC070A	250 MCM CU	220	10 mil LC	0.561	1.06	1.13	1.40	1517	17	372	58	40	381	20	475	70	84	376	20		
QND070A	350 MCM CU	220	10 mil LC	0.664	1.16	1.24	1.50	1896	19	447	42	39	332	19	552	54	80	329	19		
QNE070A	500 MCM CU	220	10 mil LC	0.794	1.29	1.37	1.63	2456	20	539	30	37	292	17	638	43	75	289	17		
QNF070A	750 MCM CU	220	10 mil LC	0.974	1.48	1.55	1.88	3456	23	658	22	35	250	16	734	34	70	248	16		
QNG070A	1000 MCM CU	220	10 mil LC	1.124	1.63	1.72	2.05	4373	25	746	17	34	223	15	799	29	67	222	15		

† Ampacities are based on the following:

Information Subject to Change without Notice.

PRODUCT NOTES:

Three Phase Operation

▲ Items are Prysmian authorized stock. The above dimensions are approximate and subject to normal manufacturing tolerances.

In Duct: Three single cables in plastic duct, direct-buried in a triangular configuration, 105°C conductor temperature, 20°C ambient temperature, earth RHO of 90°C-cm/Watt, 100% load factor, 36 inch depth of burial, and shields short-circuited.

Direct Buried: Three single cables, direct-buried, spaced 7.5 inches horizontally, 105°C conductor temperature, 20°C ambient temperature, earth RHO of 90°C-cm/Watt, 100% load factor, 36 inch depth of burial, and shields short-circuited.

‡ EPROTENAX™ EPR-insulated cables are capable of operating at 105°C. However, the maximum operating temperature of the cable should be based on the maximum operating temperature of the cable accessories to be used.



1-800-845-8507 (US)
1-800-263-4405 (West-CAN)
1-800-361-1418 (East-CAN)

www.prysmianusa.com
www.prysmiancanada.com



EPR LC SHIELD®

25kV 100%

Product Number	Conductor	Insulation Thickness (mil/s)	LC Shield Thickness	Conductor Diameter (in.)				Cable Weight (lbs/ft)	Minimum Bending Radius (in.)	± 105°C In Duct					± 105°C Direct Buried				
				(A)	(B)	(C)	(D)			† Ampacity (Amps)	+/- Sequence Impedance Resistance (μΩ/ft)	+/- Sequence Impedance Reactance (μΩ/ft)	Zero Sequence Impedance Resistance (μΩ/ft)	Zero Sequence Impedance Reactance (μΩ/ft)	† Ampacity (Amps)	+/- Sequence Impedance Resistance (μΩ/ft)	+/- Sequence Impedance Reactance (μΩ/ft)	Zero Sequence Impedance Resistance (μΩ/ft)	Zero Sequence Impedance Reactance (μΩ/ft)
25kV 100% Aluminum Three Phase 8 mil LC																			
QON060A	1 SOLID AL	260	8 mil LC	0.289	0.86	0.92	1.19	647	15	160	273	53	717	33	213	284	100	702	33
QOO060A	1 AWG AL	260	8 mil LC	0.324	0.89	0.95	1.22	678	15	161	279	52	707	31	214	289	98	694	31
QOP060A	1/0 SOLID AL	260	8 mil LC	0.325	0.90	0.95	1.22	694	15	182	217	51	645	31	241	227	97	632	31
QOQ060A	1/0 AWG AL	260	8 mil LC	0.364	0.93	0.99	1.26	729	16	182	222	50	635	30	241	232	96	622	30
QOR060A	2/0 AWG AL	260	8 mil LC	0.408	0.98	1.04	1.30	788	16	208	176	48	572	28	273	186	93	561	28
QOS060A	3/0 AWG AL	260	8 mil LC	0.458	1.03	1.10	1.37	879	17	237	139	47	512	27	309	150	90	502	27
QOT060A	4/0 AWG AL	260	8 mil LC	0.515	1.09	1.16	1.43	967	18	269	111	45	466	25	348	122	87	458	25
QOU060A	250 MCM AL	260	8 mil LC	0.561	1.14	1.21	1.48	1044	18	295	94	44	434	24	378	105	85	427	24
QOV060A	350 MCM AL	260	8 mil LC	0.664	1.24	1.32	1.58	1221	20	355	68	41	382	22	447	78	81	376	22
QOW060A	500 MCM AL	260	8 mil LC	0.794	1.37	1.45	1.77	1542	22	431	48	40	335	20	527	59	76	331	20
QOX060A	750 MCM AL	260	8 mil LC	0.974	1.56	1.65	1.98	1961	24	534	33	38	285	18	629	44	71	282	18
QOY060A	1000 MCM AL	260	8 mil LC	1.124	1.71	1.80	2.13	2327	26	616	26	36	257	17	707	36	68	255	17
25kV 100% Aluminum Three Phase 10 mil LC																			
QON070A	1 SOLID AL	260	10 mil LC	0.289	0.86	0.92	1.19	680	15	160	274	53	628	33	212	286	99	617	33
QOO070A	1 AWG AL	260	10 mil LC	0.324	0.89	0.95	1.22	712	15	161	279	52	621	31	213	291	97	611	31
QOP070A	1/0 SOLID AL	260	10 mil LC	0.325	0.90	0.95	1.22	728	15	182	217	51	559	31	240	230	96	549	31
QOQ070A	1/0 AWG AL	260	10 mil LC	0.364	0.93	0.99	1.26	764	16	182	222	50	552	30	240	235	94	542	30
QOR070A	2/0 AWG AL	260	10 mil LC	0.408	0.98	1.04	1.30	824	16	207	176	48	493	28	272	189	91	484	28
QOS070A	3/0 AWG AL	260	10 mil LC	0.458	1.03	1.10	1.37	917	17	237	140	47	437	27	307	152	89	430	27
QOT070A	4/0 AWG AL	260	10 mil LC	0.515	1.09	1.16	1.43	1007	18	268	112	45	395	25	345	124	86	389	25
QOU070A	250 MCM AL	260	10 mil LC	0.561	1.14	1.21	1.48	1085	18	294	95	44	366	24	375	107	83	360	24
QOV070A	350 MCM AL	260	10 mil LC	0.664	1.24	1.32	1.58	1266	20	354	68	41	319	22	442	81	79	315	22
QOW070A	500 MCM AL	260	10 mil LC	0.794	1.37	1.45	1.77	1591	22	429	49	40	278	20	518	61	75	275	20
QOX070A	750 MCM AL	260	10 mil LC	0.974	1.56	1.65	1.98	2016	24	531	34	37	234	18	615	46	70	233	18
QOY070A	1000 MCM AL	260	10 mil LC	1.124	1.71	1.80	2.13	2386	26	611	26	36	211	17	686	39	66	209	17

†Ampacities are based on the following:

Information Subject to Change without Notice.

PRODUCT NOTES:

Three Phase Operation

▲ Items are Prysmian authorized stock. The above dimensions are approximate and subject to normal manufacturing tolerances.

In Duct: Three single cables in plastic duct, direct-buried in a triangular configuration, 105°C conductor temperature, 20°C ambient temperature, earth RHO of 90°C-cm/Watt, 100% load factor, 36 inch depth of burial, and shields short-circuited.

Direct Buried: Three single cables, direct-buried, spaced 7.5 inches horizontally, 105°C conductor temperature, 20°C ambient temperature, earth RHO of 90°C-cm/Watt, 100% load factor, 36 inch depth of burial, and shields short-circuited.

‡EPROTENAX™ EPR-insulated cables are capable of operating at 105°C. However, the maximum operating temperature of the cable should be based on the maximum operating temperature of the cable accessories to be used.



1-800-845-8507 (US)
1-800-263-4405 (West-CAN)
1-800-361-1418 (East-CAN)

www.prysmianusa.com
www.prysmiancanada.com



EPR LC SHIELD®

25kV 100%

Product Number	Conductor	Insulation Thickness (mil/s)	LC Shield Thickness	Conductor Diameter (in.)				Cable Weight (lbs/ft)	Minimum Bending Radius (in.)	± 105°C In Duct					± 105°C Direct Buried				
				(A)	(B)	(C)	(D)			† Ampacity (Amps)	+/- Sequence Impedance Resistance (μΩ/ft)	+/- Sequence Impedance Reactance (μΩ/ft)	Zero Sequence Impedance Resistance (μΩ/ft)	Zero Sequence Impedance Reactance (μΩ/ft)	† Ampacity (Amps)	+/- Sequence Impedance Resistance (μΩ/ft)	+/- Sequence Impedance Reactance (μΩ/ft)	Zero Sequence Impedance Resistance (μΩ/ft)	Zero Sequence Impedance Reactance (μΩ/ft)
25kV 100% Copper Three Phase 8 mil LC																			
QO5060A	1 SOLID CU	260	8 mil LC	0.289	0.86	0.92	1.19	822	15	206	166	53	610	33	272	176	100	595	33
QO6060A	1 AWG CU	260	8 mil LC	0.324	0.89	0.95	1.22	855	15	206	170	52	598	31	272	180	98	585	31
QO7060A	1/0 SOLID CU	260	8 mil LC	0.325	0.90	0.95	1.22	917	15	234	132	51	560	31	307	142	97	547	31
QO8060A	1/0 AWG CU	260	8 mil LC	0.364	0.93	0.99	1.26	952	16	234	135	50	547	30	307	145	95	535	30
QO9060A	2/0 AWG CU	260	8 mil LC	0.408	0.98	1.04	1.30	1069	16	266	107	48	503	28	346	117	93	493	28
QOA060A	3/0 AWG CU	260	8 mil LC	0.458	1.03	1.10	1.37	1233	17	303	85	47	458	27	389	96	90	449	27
QOB060A	4/0 AWG CU	260	8 mil LC	0.515	1.09	1.16	1.43	1414	18	343	68	45	423	25	437	78	87	416	25
QOC060A	250 MCM CU	260	8 mil LC	0.561	1.14	1.21	1.48	1571	18	377	58	44	398	24	474	68	85	391	24
QOD060A	350 MCM CU	260	8 mil LC	0.664	1.24	1.32	1.58	1959	20	452	42	41	356	22	554	52	81	351	22
QOE060A	500 MCM CU	260	8 mil LC	0.794	1.37	1.45	1.77	2597	22	545	30	40	317	20	643	41	76	314	20
QOF060A	750 MCM CU	260	8 mil LC	0.974	1.56	1.65	1.98	3551	24	665	21	38	273	18	751	32	71	272	18
QOG060A	1000 MCM CU	260	8 mil LC	1.124	1.71	1.80	2.13	4449	26	757	17	36	249	17	826	27	68	247	17
25kV 100% Copper Three Phase 10 mil LC																			
QO5070A	1 SOLID CU	260	10 mil LC	0.289	0.86	0.92	1.19	854	15	206	166	53	521	33	270	179	99	510	33
QO6070A	1 AWG CU	260	10 mil LC	0.324	0.89	0.95	1.22	888	15	206	170	52	513	31	270	183	97	502	31
QO7070A	1/0 SOLID CU	260	10 mil LC	0.325	0.90	0.95	1.22	950	15	234	132	51	474	31	305	145	96	447	31
QO8070A	1/0 AWG CU	260	10 mil LC	0.364	0.93	0.99	1.26	987	16	234	135	50	464	30	306	147	94	455	30
QO9070A	2/0 AWG CU	260	10 mil LC	0.408	0.98	1.04	1.30	1105	16	266	107	48	424	28	344	120	91	416	28
QOA070A	3/0 AWG CU	260	10 mil LC	0.458	1.03	1.10	1.37	1271	17	302	85	47	383	27	386	98	89	376	27
QOB070A	4/0 AWG CU	260	10 mil LC	0.515	1.09	1.16	1.43	1454	18	343	68	45	352	25	431	81	86	346	25
QOC070A	250 MCM CU	260	10 mil LC	0.561	1.14	1.21	1.48	1613	18	376	58	44	330	24	467	71	83	325	24
QOD070A	350 MCM CU	260	10 mil LC	0.664	1.24	1.32	1.58	2004	20	450	42	41	293	22	543	55	79	290	22
QOE070A	500 MCM CU	260	10 mil LC	0.794	1.37	1.45	1.77	2645	22	541	31	40	260	20	627	43	75	257	20
QOF070A	750 MCM CU	260	10 mil LC	0.974	1.56	1.65	1.98	3606	24	659	22	37	223	18	761	34	70	222	18
QOG070A	1000 MCM CU	260	10 mil LC	1.124	1.71	1.80	2.13	4508	26	748	17	36	202	17	794	30	66	201	17

†Ampacities are based on the following:

Information Subject to Change without Notice.

PRODUCT NOTES:

▲ Items are Prysmian authorized stock. The above dimensions are approximate and subject to normal manufacturing tolerances.

Three Phase Operation

In Duct: Three single cables in plastic duct, direct-buried in a triangular configuration, 105°C conductor temperature, 20°C ambient temperature, earth RHO of 90°C-cm/Watt, 100% load factor, 36 inch depth of burial, and shields short-circuited.

Direct Buried: Three single cables, direct-buried, spaced 7.5 inches horizontally, 105°C conductor temperature, 20°C ambient temperature, earth RHO of 90°C-cm/Watt, 100% load factor, 36 inch depth of burial, and shields short-circuited.

‡EPROTENAX™ EPR-insulated cables are capable of operating at 105°C. However, the maximum operating temperature of the cable should be based on the maximum operating temperature of the cable accessories to be used.





EPR LC SHIELD®

25kV 133%

Product Number	Conductor	Insulation Thickness (mil/s)	LC Shield Thickness	Conductor Diameter (in.)				Cable Weight (lbs/ft)	Minimum Bending Radius (in.)	± 105°C In Duct					± 105°C Direct Buried				
				(A)	(B)	(C)	(D)			† Ampacity (Amps)	+/- Sequence Impedance Resistance (μΩ/ft)	+/- Sequence Impedance Reactance (μΩ/ft)	Zero Sequence Impedance Resistance (μΩ/ft)	Zero Sequence Impedance Reactance (μΩ/ft)	† Ampacity (Amps)	+/- Sequence Impedance Resistance (μΩ/ft)	+/- Sequence Impedance Reactance (μΩ/ft)	Zero Sequence Impedance Resistance (μΩ/ft)	Zero Sequence Impedance Reactance (μΩ/ft)
25kV 133% Aluminum Three Phase 8 mil LC																			
QPN060A	1 SOLID AL	320	8 mil LC	0.289	0.98	1.04	1.31	777	16	160	273	53	717	33	213	284	100	702	33
QPO060A	1 AWG AL	320	8 mil LC	0.324	1.02	1.08	1.34	811	17	161	279	52	707	31	214	289	98	694	31
QPP060A	1/0 SOLID AL	320	8 mil LC	0.325	1.02	1.08	1.35	827	17	182	217	51	645	31	241	227	97	632	31
QPQ060A	1/0 AWG AL	320	8 mil LC	0.364	1.06	1.13	1.40	883	17	182	222	50	635	30	241	232	96	622	30
QPR060A	2/0 AWG AL	320	8 mil LC	0.408	1.10	1.18	1.44	946	18	208	176	48	572	28	273	186	93	561	28
QPS060A	3/0 AWG AL	320	8 mil LC	0.458	1.15	1.23	1.49	1021	18	237	139	47	512	27	309	150	90	502	27
QPT060A	4/0 AWG AL	320	8 mil LC	0.515	1.21	1.28	1.55	1115	19	269	111	45	466	25	348	122	87	458	25
QPU060A	250 MCM AL	320	8 mil LC	0.561	1.26	1.34	1.61	1197	20	295	94	44	434	24	378	105	85	427	24
QPV060A	350 MCM AL	320	8 mil LC	0.664	1.37	1.44	1.77	1463	22	355	68	41	382	22	447	78	81	376	22
QPW060A	500 MCM AL	320	8 mil LC	0.794	1.50	1.57	1.90	1724	23	431	48	40	335	20	527	59	76	331	20
QPX060A	750 MCM AL	320	8 mil LC	0.974	1.68	1.77	2.10	2168	26	534	33	38	285	18	629	44	71	282	18
QPY060A	1000 MCM AL	320	8 mil LC	1.124	1.83	1.92	2.25	2543	28	616	26	36	257	17	707	36	68	255	17
25kV 133% Aluminum Three Phase 10 mil LC																			
QPN070A	1 SOLID AL	320	10 mil LC	0.289	0.98	1.04	1.31	814	16	160	274	53	628	33	212	286	99	617	33
QPO070A	1 AWG AL	320	10 mil LC	0.324	1.02	1.08	1.34	849	17	161	279	52	621	31	213	291	97	611	31
QPP070A	1/0 SOLID AL	320	10 mil LC	0.325	1.02	1.08	1.35	865	17	182	217	51	559	31	240	230	96	549	31
QPQ070A	1/0 AWG AL	320	10 mil LC	0.364	1.06	1.13	1.40	922	17	182	222	50	552	30	240	235	94	542	30
QPR070A	2/0 AWG AL	320	10 mil LC	0.408	1.10	1.18	1.44	987	18	207	176	48	493	28	272	189	91	484	28
QPS070A	3/0 AWG AL	320	10 mil LC	0.458	1.15	1.23	1.49	1063	18	237	140	47	437	27	307	152	89	430	27
QPT070A	4/0 AWG AL	320	10 mil LC	0.515	1.21	1.28	1.55	1159	19	268	112	45	395	25	345	124	86	389	25
QPU070A	250 MCM AL	320	10 mil LC	0.561	1.26	1.34	1.61	1242	20	294	95	44	366	24	375	107	83	360	24
QPV070A	350 MCM AL	320	10 mil LC	0.664	1.37	1.44	1.77	1512	22	354	68	41	319	22	442	81	79	315	22
QPW070A	500 MCM AL	320	10 mil LC	0.794	1.50	1.57	1.90	1776	23	429	49	40	278	20	518	61	75	275	20
QPX070A	750 MCM AL	320	10 mil LC	0.974	1.68	1.77	2.10	2227	26	531	34	37	234	18	615	46	70	233	18
QPY070A	1000 MCM AL	320	10 mil LC	1.124	1.83	1.92	2.25	2606	28	611	26	36	211	17	686	39	66	209	17

†Ampacities are based on the following:

Information Subject to Change without Notice.

PRODUCT NOTES:

Three Phase Operation

▲ Items are Prysmian authorized stock. The above dimensions are approximate and subject to normal manufacturing tolerances.

In Duct: Three single cables in plastic duct, direct-buried in a triangular configuration, 105°C conductor temperature, 20°C ambient temperature, earth RHO of 90°C-cm/Watt, 100% load factor, 36 inch depth of burial, and shields short-circuited.

Direct Buried: Three single cables, direct-buried, spaced 7.5 inches horizontally, 105°C conductor temperature, 20°C ambient temperature, earth RHO of 90°C-cm/Watt, 100% load factor, 36 inch depth of burial, and shields short-circuited.

‡EPROTENAX™ EPR-insulated cables are capable of operating at 105°C. However, the maximum operating temperature of the cable should be based on the maximum operating temperature of the cable accessories to be used.



1-800-845-8507 (US)
1-800-263-4405 (West-CAN)
1-800-361-1418 (East-CAN)

www.prysmianusa.com
www.prysmiancanada.com



EPR LC SHIELD®

25kV 133%

Product Number	Conductor	Insulation Thickness (mil)	LC Shield Thickness	Conductor Diameter (in.)				Jacket Diameter (in.)	Cable Weight (lbs/ft)	Minimum Bending Radius (in.)	± 105°C In Duct					± 105°C Direct Buried				
				(A)	(B)	(C)	(D)				† Ampacity (Amps)	+/- Sequence Impedance Resistance (μΩ/ft)	+/- Sequence Impedance Reactance (μΩ/ft)	Zero Sequence Impedance Resistance (μΩ/ft)	Zero Sequence Impedance Reactance (μΩ/ft)	† Ampacity (Amps)	+/- Sequence Impedance Resistance (μΩ/ft)	+/- Sequence Impedance Reactance (μΩ/ft)	Zero Sequence Impedance Resistance (μΩ/ft)	Zero Sequence Impedance Reactance (μΩ/ft)
25kV 133% Copper Three Phase 8 mil LC																				
QP5060A	1 SOLID CU	320	8 mil LC	0.289	0.98	1.04	1.31	951	16	206	166	53	610	33	272	176	100	595	33	
QP6060A	1 AWG CU	320	8 mil LC	0.324	1.02	1.08	1.34	987	17	206	170	52	598	31	272	180	98	585	31	
QP7060A	1/0 SOLID CU	320	8 mil LC	0.325	1.02	1.08	1.35	1050	17	234	132	51	560	31	307	142	97	547	31	
QP8060A	1/0 AWG CU	320	8 mil LC	0.364	1.06	1.13	1.40	1105	17	234	135	50	547	30	307	145	95	535	30	
QP9060A	2/0 AWG CU	320	8 mil LC	0.408	1.10	1.18	1.44	1227	18	266	107	48	503	28	346	117	93	493	28	
QPA060A	3/0 AWG CU	320	8 mil LC	0.458	1.15	1.23	1.49	1376	18	303	85	47	458	27	389	96	90	449	27	
QPB060A	4/0 AWG CU	320	8 mil LC	0.515	1.21	1.28	1.55	1562	19	343	68	45	423	25	437	78	87	416	25	
QPC060A	250 MCM CU	320	8 mil LC	0.561	1.26	1.34	1.61	1725	20	377	58	44	398	24	474	68	85	391	24	
QPD060A	350 MCM CU	320	8 mil LC	0.664	1.37	1.44	1.77	2201	22	452	42	41	356	22	554	52	81	351	22	
QPE060A	500 MCM CU	320	8 mil LC	0.794	1.50	1.57	1.90	2779	23	545	30	40	317	20	643	41	76	314	20	
QPF060A	750 MCM CU	320	8 mil LC	0.974	1.68	1.77	2.10	3758	26	665	21	38	273	18	751	32	71	272	18	
QPG060A	1000 MCM CU	320	8 mil LC	1.124	1.83	1.92	2.25	4666	28	757	17	36	249	17	826	27	68	247	17	
25kV 133% Copper Three Phase 10 mil LC																				
QP5070A	1 SOLID CU	320	10 mil LC	0.289	0.98	1.04	1.31	988	16	206	166	53	521	33	270	179	99	510	33	
QP6070A	1 AWG CU	320	10 mil LC	0.324	1.02	1.08	1.34	1025	17	206	170	52	513	31	270	183	97	502	31	
QP7070A	1/0 SOLID CU	320	10 mil LC	0.325	1.02	1.08	1.35	1088	17	234	132	51	474	31	305	145	96	447	31	
QP8070A	1/0 AWG CU	320	10 mil LC	0.364	1.06	1.13	1.40	1145	17	234	135	50	464	30	306	147	94	455	30	
QP9070A	2/0 AWG CU	320	10 mil LC	0.408	1.10	1.18	1.44	1268	18	266	107	48	424	28	344	120	91	416	28	
QPA070A	3/0 AWG CU	320	10 mil LC	0.458	1.15	1.23	1.49	1417	18	302	85	47	383	27	386	98	89	376	27	
QPB070A	4/0 AWG CU	320	10 mil LC	0.515	1.21	1.28	1.55	1606	19	343	68	45	352	25	431	81	86	346	25	
QPC070A	250 MCM CU	320	10 mil LC	0.561	1.26	1.34	1.61	1770	20	376	58	44	330	24	467	71	83	325	24	
QPD070A	350 MCM CU	320	10 mil LC	0.664	1.37	1.44	1.77	2250	22	450	42	41	293	22	543	55	79	290	22	
QPE070A	500 MCM CU	320	10 mil LC	0.794	1.50	1.57	1.90	2831	23	541	31	40	260	20	627	43	75	257	20	
QPF070A	750 MCM CU	320	10 mil LC	0.974	1.68	1.77	2.10	3817	26	659	22	37	223	18	761	34	70	222	18	
QPG070A	1000 MCM CU	320	10 mil LC	1.124	1.83	1.92	2.25	4728	28	748	17	36	202	17	794	30	66	201	17	

† Ampacities are based on the following:

Information Subject to Change without Notice.

PRODUCT NOTES:

Three Phase Operation

▲ Items are Prysmian authorized stock. The above dimensions are approximate and subject to normal manufacturing tolerances.

In Duct: Three single cables in plastic duct, direct-buried in a triangular configuration, 105°C conductor temperature, 20°C ambient temperature, earth RHO of 90°C-cm/Watt, 100% load factor, 36 inch depth of burial, and shields short-circuited.

Direct Buried: Three single cables, direct-buried, spaced 7.5 inches horizontally, 105°C conductor temperature, 20°C ambient temperature, earth RHO of 90°C-cm/Watt, 100% load factor, 36 inch depth of burial, and shields short-circuited.

‡ EPROTENAX™ EPR-insulated cables are capable of operating at 105°C. However, the maximum operating temperature of the cable should be based on the maximum operating temperature of the cable accessories to be used.



1-800-845-8507 (US)
1-800-263-4405 (West-CAN)
1-800-361-1418 (East-CAN)

www.prysmianusa.com
www.prysmiancanada.com



EPR LC SHIELD®

35kV 100%

Product Number	Conductor	Insulation Thickness (mils)	LC Shield Thickness	Conductor Diameter (in.)				Cable Weight (lbs/ft)	Minimum Bending Radius (in.)	± 105°C In Duct					± 105°C Direct Buried				
				(A)	(B)	(C)	(D)			† Ampacity (Amps)	+/- Sequence Impedance Resistance (µΩ/ft)	+/- Sequence Impedance Reactance (µΩ/ft)	Zero Sequence Impedance Resistance (µΩ/ft)	Zero Sequence Impedance Reactance (µΩ/ft)	† Ampacity (Amps)	+/- Sequence Impedance Resistance (µΩ/ft)	+/- Sequence Impedance Reactance (µΩ/ft)	Zero Sequence Impedance Resistance (µΩ/ft)	Zero Sequence Impedance Reactance (µΩ/ft)
35kV 100% Aluminum Three Phase 8 mil LC																			
QQP060A	1/0 SOLID AL	345	8 mil LC	0.325	1.07	1.14	1.41	898	17	184	217	55	573	35	237	228	97	561	35
QQQ060A	1/0 AWG AL	345	8 mil LC	0.364	1.11	1.18	1.45	939	18	184	222	53	567	34	237	233	95	556	34
QQR060A	2/0 AWG AL	345	8 mil LC	0.408	1.15	1.23	1.49	1009	18	209	176	51	510	32	269	187	92	500	32
QQS060A	3/0 AWG AL	345	8 mil LC	0.458	1.20	1.28	1.54	1086	19	238	139	49	460	30	304	150	89	452	30
QQT060A	4/0 AWG AL	345	8 mil LC	0.515	1.26	1.33	1.60	1177	20	270	111	48	419	28	343	122	87	411	28
QQU060A	250 MCM AL	345	8 mil LC	0.561	1.31	1.39	1.66	1266	20	297	94	46	391	27	373	105	84	384	27
QQV060A	350 MCM AL	345	8 mil LC	0.664	1.42	1.49	1.82	1534	22	357	68	44	345	25	440	79	80	339	25
QQW060A	500 MCM AL	345	8 mil LC	0.794	1.55	1.64	1.96	1828	24	432	48	42	301	23	521	59	76	297	23
QQX060A	750 MCM AL	345	8 mil LC	0.974	1.73	1.82	2.15	2252	26	534	33	39	260	21	623	44	71	258	21
QQY060A	1000 MCM AL	345	8 mil LC	1.124	1.88	1.97	2.30	2638	28	616	26	38	236	19	701	36	68	234	19
35kV 100% Aluminum Three Phase 10 mil LC																			
QQP070A	1/0 SOLID AL	345	10 mil LC	0.325	1.07	1.14	1.41	937	17	184	217	55	501	35	236	230	96	492	35
QQQ070A	1/0 AWG AL	345	10 mil LC	0.364	1.11	1.18	1.45	979	18	184	223	53	498	34	236	236	94	489	34
QQR070A	2/0 AWG AL	345	10 mil LC	0.408	1.15	1.23	1.49	1052	18	209	177	51	443	32	267	190	91	435	32
QQS070A	3/0 AWG AL	345	10 mil LC	0.458	1.20	1.28	1.54	1130	19	238	140	49	396	30	302	153	88	389	30
QQT070A	4/0 AWG AL	345	10 mil LC	0.515	1.26	1.33	1.60	1222	20	270	112	48	357	28	340	125	85	351	28
QQU070A	250 MCM AL	345	10 mil LC	0.561	1.31	1.39	1.66	1313	20	296	95	46	331	27	370	108	83	326	27
QQV070A	350 MCM AL	345	10 mil LC	0.664	1.42	1.49	1.82	1584	22	356	68	44	289	25	435	81	79	285	25
QQW070A	500 MCM AL	345	10 mil LC	0.794	1.55	1.64	1.96	1882	24	430	49	42	250	23	512	62	74	247	23
QQX070A	750 MCM AL	345	10 mil LC	0.974	1.73	1.82	2.15	2312	26	531	34	39	215	21	609	46	69	213	21
QQY070A	1000 MCM AL	345	10 mil LC	1.124	1.88	1.97	2.30	2702	28	611	26	38	194	19	682	39	66	193	19

†Ampacities are based on the following:

Information Subject to Change without Notice.

PRODUCT NOTES:

Three Phase Operation

▲ Items are Prysmian authorized stock. The above dimensions are approximate and subject to normal manufacturing tolerances.

In Duct: Three single cables in plastic duct, direct-buried in a triangular configuration, 105°C conductor temperature, 20°C ambient temperature, earth RHO of 90°C-cm/Watt, 100% load factor, 36 inch depth of burial, and shields short-circuited.

Direct Buried: Three single cables, direct-buried, spaced 7.5 inches horizontally, 105°C conductor temperature, 20°C ambient temperature, earth RHO of 90°C-cm/Watt, 100% load factor, 36 inch depth of burial, and shields short-circuited.

‡EPROTENAX® EPR-insulated cables are capable of operating at 105°C. However, the maximum operating temperature of the cable should be based on the maximum operating temperature of the cable accessories to be used.





EPR LC SHIELD®

35kV 100%

Product Number	Conductor	Insulation Thickness (mils)	LC Shield Thickness	Conductor Diameter (in.)				Cable Weight (lbs/ft)	Minimum Bending Radius (in.)	‡ 105°C In Duct					‡ 105°C Direct Buried				
				(A)	(B)	(C)	(D)			† Ampacity (Amps)	+/- Sequence Impedance Resistance (μΩ/ft)	+/- Sequence Impedance Reactance (μΩ/ft)	Zero Sequence Impedance Resistance (μΩ/ft)	Zero Sequence Impedance Reactance (μΩ/ft)	† Ampacity (Amps)	+/- Sequence Impedance Resistance (μΩ/ft)	+/- Sequence Impedance Reactance (μΩ/ft)	Zero Sequence Impedance Resistance (μΩ/ft)	Zero Sequence Impedance Reactance (μΩ/ft)
35kV 100% Copper Three Phase 8 mil LC																			
QQ7060A	1/0 SOLID CU	345	8 mil LC	0.325	1.07	1.14	1.41	1120	17	236	132	55	488	35	302	143	97	477	35
QQ8060A	1/0 AWG CU	345	8 mil LC	0.364	1.11	1.18	1.45	1162	18	237	135	53	480	34	302	145	95	469	34
QQ9060A	2/0 AWG CU	345	8 mil LC	0.408	1.15	1.23	1.49	1290	18	269	107	51	441	32	341	118	92	431	32
QQA060A	3/0 AWG CU	345	8 mil LC	0.458	1.20	1.28	1.54	1440	19	305	85	49	406	30	384	96	89	398	30
QQB060A	4/0 AWG CU	345	8 mil LC	0.515	1.26	1.33	1.60	1624	20	346	68	48	376	28	430	79	87	369	28
QQC060A	250 MCM CU	345	8 mil LC	0.561	1.31	1.39	1.66	1794	20	379	58	46	354	27	467	69	84	348	27
QQD060A	350 MCM CU	345	8 mil LC	0.664	1.42	1.49	1.82	2272	22	454	42	44	319	25	545	53	80	314	25
QQE060A	500 MCM CU	345	8 mil LC	0.794	1.55	1.64	1.96	2883	24	546	30	42	283	23	635	41	76	280	23
QQF060A	750 MCM CU	345	8 mil LC	0.974	1.73	1.82	2.15	3841	26	666	21	39	249	21	744	32	71	247	21
QQG060A	1000 MCM CU	345	8 mil LC	1.124	1.88	1.97	2.30	4760	28	757	17	38	228	19	820	27	68	226	19
35kV 100% Copper Three Phase 10 mil LC																			
QQ7070A	1/0 SOLID CU	345	10 mil LC	0.325	1.07	1.14	1.41	1160	17	236	132	55	417	35	300	145	96	408	35
QQ8070A	1/0 AWG CU	345	10 mil LC	0.364	1.11	1.18	1.45	1202	18	237	135	53	410	34	300	148	94	402	34
QQ9070A	2/0 AWG CU	345	10 mil LC	0.408	1.15	1.23	1.49	1333	18	268	108	51	374	32	338	121	91	366	32
QQA070A	3/0 AWG CU	345	10 mil LC	0.458	1.20	1.28	1.54	1484	19	304	86	49	342	30	380	99	88	336	30
QQB070A	4/0 AWG CU	345	10 mil LC	0.515	1.26	1.33	1.60	1669	20	345	68	48	314	28	426	82	85	309	28
QQC070A	250 MCM CU	345	10 mil LC	0.561	1.31	1.39	1.66	1841	20	378	58	46	295	27	461	71	83	290	27
QQD070A	350 MCM CU	345	10 mil LC	0.664	1.42	1.49	1.82	2322	22	452	42	44	263	25	535	55	79	260	25
QQE070A	500 MCM CU	345	10 mil LC	0.794	1.55	1.64	1.96	2937	24	543	31	42	232	23	620	44	75	230	23
QQF070A	750 MCM CU	345	10 mil LC	0.974	1.73	1.82	2.15	3901	26	660	22	39	203	21	721	34	69	202	21
QQG070A	1000 MCM CU	345	10 mil LC	1.124	1.88	1.97	2.30	4824	28	748	17	38	185	19	789	30	66	185	19

†Ampacities are based on the following:

Information Subject to Change without Notice.

PRODUCT NOTES:

Three Phase Operation

▲ Items are Prysmian authorized stock. The above dimensions are approximate and subject to normal manufacturing tolerances.

In Duct: Three single cables in plastic duct, direct-buried in a triangular configuration, 105°C conductor temperature, 20°C ambient temperature, earth RHO of 90°C-cm/Watt, 100% load factor, 36 inch depth of burial, and shields short-circuited.

Direct Buried: Three single cables, direct-buried, spaced 7.5 inches horizontally, 105°C conductor temperature, 20°C ambient temperature, earth RHO of 90°C-cm/Watt, 100% load factor, 36 inch depth of burial, and shields short-circuited.

‡EPROTENAX® EPR-insulated cables are capable of operating at 105°C. However, the maximum operating temperature of the cable should be based on the maximum operating temperature of the cable accessories to be used.



1-800-845-8507 (US)
1-800-263-4405 (West-CAN)
1-800-361-1418 (East-CAN)

www.prysmianusa.com
www.prysmiancanada.com



EPR LC SHIELD®

35kV 133%

Product Number	Conductor	Insulation Thickness (mils)	LC Shield Thickness	Conductor Diameter (in.)				Cable Weight (lbs/ft)	Minimum Bending Radius (in.)	± 105°C In Duct					± 105°C Direct Buried				
				(A)	(B)	(C)	(D)			† Ampacity (Amps)	+/- Sequence Impedance Resistance (μΩ/ft)	+/- Sequence Impedance Reactance (μΩ/ft)	Zero Sequence Impedance Resistance (μΩ/ft)	Zero Sequence Impedance Reactance (μΩ/ft)	† Ampacity (Amps)	+/- Sequence Impedance Resistance (μΩ/ft)	+/- Sequence Impedance Reactance (μΩ/ft)	Zero Sequence Impedance Resistance (μΩ/ft)	Zero Sequence Impedance Reactance (μΩ/ft)
35kV 133% Aluminum Three Phase 8 mil LC																			
QRP060A	1/0 SOLID AL	420	8 mil LC	0.325	1.22	1.29	1.56	1079	19	184	217	55	573	35	237	228	97	561	35
QRQ060A	1/0 AWG AL	420	8 mil LC	0.364	1.26	1.33	1.60	1124	20	184	222	53	567	34	237	233	95	556	34
QRR060A	2/0 AWG AL	420	8 mil LC	0.408	1.30	1.38	1.64	1200	20	209	176	51	510	32	269	187	92	500	32
QRS060A	3/0 AWG AL	420	8 mil LC	0.458	1.35	1.43	1.69	1282	21	238	139	49	460	30	304	150	89	452	30
QRT060A	4/0 AWG AL	420	8 mil LC	0.515	1.41	1.48	1.81	1462	22	270	111	48	419	28	343	122	87	411	28
QRU060A	250 MCM AL	420	8 mil LC	0.561	1.46	1.54	1.87	1559	23	297	94	46	391	27	373	105	84	384	27
QRV060A	350 MCM AL	420	8 mil LC	0.664	1.57	1.66	1.98	1791	24	357	68	44	345	25	440	79	80	339	25
QRW060A	500 MCM AL	420	8 mil LC	0.794	1.70	1.79	2.11	2074	26	432	48	42	301	23	521	59	76	297	23
QRX060A	750 MCM AL	420	8 mil LC	0.974	1.88	1.97	2.30	2519	28	534	33	39	260	21	623	44	71	258	21
QRY060A	1000 MCM AL	420	8 mil LC	1.124	2.03	2.12	2.45	2923	30	616	26	38	236	19	701	36	68	234	19
35kV 133% Aluminum Three Phase 10 mil LC																			
QRP070A	1/0 SOLID AL	420	10 mil LC	0.325	1.22	1.29	1.56	1123	19	184	217	55	501	35	236	230	96	492	35
QRQ070A	1/0 AWG AL	420	10 mil LC	0.364	1.26	1.33	1.60	1169	20	184	223	53	498	34	236	236	94	489	34
QRR070A	2/0 AWG AL	420	10 mil LC	0.408	1.30	1.38	1.64	1247	20	209	177	51	443	32	267	190	91	435	32
QRS070A	3/0 AWG AL	420	10 mil LC	0.458	1.35	1.43	1.69	1331	21	238	140	49	396	30	302	153	88	389	30
QRT070A	4/0 AWG AL	420	10 mil LC	0.515	1.41	1.48	1.81	1511	22	270	112	48	357	28	340	125	85	351	28
QRU070A	250 MCM AL	420	10 mil LC	0.561	1.46	1.54	1.87	1611	23	296	95	46	331	27	370	108	83	326	27
QRV070A	350 MCM AL	420	10 mil LC	0.664	1.57	1.66	1.98	1846	24	356	68	44	289	25	435	81	79	285	25
QRW070A	500 MCM AL	420	10 mil LC	0.794	1.70	1.79	2.11	2133	26	430	49	42	250	23	512	62	74	247	23
QRX070A	750 MCM AL	420	10 mil LC	0.974	1.88	1.97	2.30	2584	28	531	34	39	215	21	609	46	69	213	21
QRY070A	1000 MCM AL	420	10 mil LC	1.124	2.03	2.12	2.45	2992	30	611	26	38	194	19	682	39	66	193	19

†Ampacities are based on the following:

Information Subject to Change without Notice.

PRODUCT NOTES:

Three Phase Operation

▲ Items are Prysmian authorized stock. The above dimensions are approximate and subject to normal manufacturing tolerances.

In Duct: Three single cables in plastic duct, direct-buried in a triangular configuration, 105°C conductor temperature, 20°C ambient temperature, earth RHO of 90°C-cm/Watt, 100% load factor, 36 inch depth of burial, and shields short-circuited.

Direct Buried: Three single cables, direct-buried, spaced 7.5 inches horizontally, 105°C conductor temperature, 20°C ambient temperature, earth RHO of 90°C-cm/Watt, 100% load factor, 36 inch depth of burial, and shields short-circuited.

‡EPROTENAX® EPR-insulated cables are capable of operating at 105°C. However, the maximum operating temperature of the cable should be based on the maximum operating temperature of the cable accessories to be used.





EPR LC SHIELD®

35kV 133%

Product Number	Conductor	Insulation Thickness (mils)	LC Shield Thickness	Conductor Diameter (in.)				Cable Weight (lbs/ft)	Minimum Bending Radius (in.)	‡ 105°C In Duct					‡ 105°C Direct Buried				
				(A)	(B)	(C)	(D)			† Ampacity (Amps)	+/- Sequence Impedance Resistance (μΩ/ft)	+/- Sequence Impedance Reactance (μΩ/ft)	Zero Sequence Impedance Resistance (μΩ/ft)	Zero Sequence Impedance Reactance (μΩ/ft)	† Ampacity (Amps)	+/- Sequence Impedance Resistance (μΩ/ft)	+/- Sequence Impedance Reactance (μΩ/ft)	Zero Sequence Impedance Resistance (μΩ/ft)	Zero Sequence Impedance Reactance (μΩ/ft)
35kV 133% Copper Three Phase 8 mil LC																			
QR7060A	1/0 SOLID CU	420	8 mil LC	0.325	1.22	1.29	1.56	1301	19	236	132	55	488	35	302	143	97	477	35
QR8060A	1/0 AWG CU	420	8 mil LC	0.364	1.26	1.33	1.60	1347	20	237	135	53	480	34	302	145	95	469	34
QR9060A	2/0 AWG CU	420	8 mil LC	0.408	1.30	1.38	1.64	1481	20	269	107	51	441	32	341	118	92	431	32
QRA060A	3/0 AWG CU	420	8 mil LC	0.458	1.35	1.43	1.69	1637	21	305	85	49	406	30	384	96	89	398	30
QRB060A	4/0 AWG CU	420	8 mil LC	0.515	1.41	1.48	1.81	1908	22	346	68	48	376	28	430	79	87	369	28
QRC060A	250 MCM CU	420	8 mil LC	0.561	1.46	1.54	1.87	2087	23	379	58	46	354	27	467	69	84	348	27
QRD060A	350 MCM CU	420	8 mil LC	0.664	1.57	1.66	1.98	2529	24	454	42	44	319	25	545	53	80	314	25
QRE060A	500 MCM CU	420	8 mil LC	0.794	1.70	1.79	2.11	3128	26	546	30	42	283	23	635	41	76	280	23
QRF060A	750 MCM CU	420	8 mil LC	0.974	1.88	1.97	2.30	4109	28	666	21	39	249	21	744	32	71	247	21
QRG060A	1000 MCM CU	420	8 mil LC	1.124	2.03	2.12	2.45	5045	30	757	17	38	228	19	820	27	68	226	19
35kV 133% Copper Three Phase 10 mil LC																			
QR7070A	1/0 SOLID CU	420	10 mil LC	0.325	1.22	1.29	1.56	1345	19	236	132	55	417	35	300	145	96	408	35
QR8070A	1/0 AWG CU	420	10 mil LC	0.364	1.26	1.33	1.60	1392	20	237	135	53	410	34	300	148	94	402	34
QR9070A	2/0 AWG CU	420	10 mil LC	0.408	1.30	1.38	1.64	1528	20	268	108	51	374	32	338	121	91	366	32
QRA070A	3/0 AWG CU	420	10 mil LC	0.458	1.35	1.43	1.69	1685	21	304	86	49	342	30	380	99	88	336	30
QRB070A	4/0 AWG CU	420	10 mil LC	0.515	1.41	1.48	1.81	1958	22	345	68	48	314	28	426	82	85	309	28
QRC070A	250 MCM CU	420	10 mil LC	0.561	1.46	1.54	1.87	2139	23	378	58	46	295	27	461	71	83	290	27
QRD070A	350 MCM CU	420	10 mil LC	0.664	1.57	1.66	1.98	2585	24	452	42	44	263	25	535	55	79	260	25
QRE070A	500 MCM CU	420	10 mil LC	0.794	1.70	1.79	2.11	3187	26	543	31	42	232	23	620	44	75	230	23
QRF070A	750 MCM CU	420	10 mil LC	0.974	1.88	1.97	2.30	4174	28	660	22	39	203	21	721	34	69	202	21
QRG070A	1000 MCM CU	420	10 mil LC	1.124	2.03	2.12	2.45	5114	30	748	17	38	185	19	789	30	66	185	19

†Ampacities are based on the following:

Information Subject to Change without Notice.

PRODUCT NOTES:

Three Phase Operation

▲ Items are Prysmian authorized stock. The above dimensions are approximate and subject to normal manufacturing tolerances.

In Duct: Three single cables in plastic duct, direct-buried in a triangular configuration, 105°C conductor temperature, 20°C ambient temperature, earth RHO of 90°C-cm/Watt, 100% load factor, 36 inch depth of burial, and shields short-circuited.

Direct Buried: Three single cables, direct-buried, spaced 7.5 inches horizontally, 105°C conductor temperature, 20°C ambient temperature, earth RHO of 90°C-cm/Watt, 100% load factor, 36 inch depth of burial, and shields short-circuited.

‡EPROTENAX™ EPR-insulated cables are capable of operating at 105°C. However, the maximum operating temperature of the cable should be based on the maximum operating temperature of the cable accessories to be used.



1-800-845-8507 (US)
1-800-263-4405 (West-CAN)
1-800-361-1418 (East-CAN)

www.prysmianusa.com
www.prysmiancanada.com