



Description

Single conductor cable with solid or filled strand aluminum or copper conductors, triple extruded insulation system consisting of a thermosetting semiconducting conductor shield, high dielectric strength VOLTALENE™ TRXLPE insulation, thermosetting semiconducting insulation shield, copper concentric neutral wires, water swellable agents, black encapsulating linear low-density polyethylene (LLDPE) jacket.

Specifications

Ratings

AEIC AEIC CS8

ICEA ICEA S-94-649

ICEA ICEA T-31-610

ICEA ICEA T-34-664

For 90°C continuous, 130°C emergency, 250°C short-circuit operation.



Design Parameters

Conductor

- Solid or Class B Compressed concentric strand aluminum alloy 1350 or soft drawn annealed copper per ASTM. Stranded conductors are water-blocked with STRANDSEAL® conductor filling compound.

Conductor Shield

- Extruded thermosetting semiconducting shield which is free stripping from the conductor and bonded to the insulation.

Insulation

- Natural high dielectric VOLTALENE™ TRXLPE insulation, exhibiting an optimum balance of mechanical and electrical properties, assuring resistance to treeing.

Insulation Shield

- Extruded thermosetting semiconducting shield with controlled adhesion to the insulation providing the required balance between electrical integrity and ease of stripping.

Metallic Shield

- Solid bare copper wires, helically applied and uniformly spaced. Water-blocking agents applied over the insulation shield and around the neutral wires to resist longitudinal water penetration.









Jacket

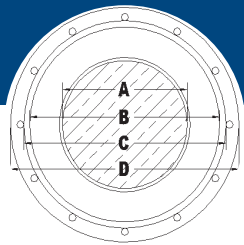
- Black insulating sunlight resistant linear low-density polyethylene encapsulating the neutral wires with three extruded red stripes and NESC lightning bolt symbol.

Options

- Black LLDPE jacket with no stripes
- Multiplex cables
- Super smooth conductor shield
- Tinned round and flat strap neutrals
- Compact stranded conductors
- UL Rating if Required
- 46kV
- REA/RUS U-1 where applicable

Installations

- | | |
|--|---|
|  Conduit in Air |  Direct Buried |
|  Underground Duct |  Isolated in Air |
|  Wet Locations |  Dry Locations |
|  With Messenger |  Utility Primary |



TRXLPE DOUBLESEAL™

5kV 100%

| Product Number | Conductor | Insulation Thickness (mil) | Concentric Neutral | Conductor Diameter (in.) | | | | Jacket Diameter (in.) | Cable Weight (lbs/ft) | Minimum Bending Radius (in.) | 90°C In Duct | | | | | | 90°C Direct Buried | | | | | |
|--|--------------|----------------------------|--------------------|--------------------------|------|------|------|-----------------------|-----------------------|------------------------------|-------------------|---|--|--|---|-------------------|---|--|--|---|--|--|
| | | | | (A) | (B) | (C) | (D) | | | | + Ampacity (Amps) | +/- Sequence Impedance Resistance (μΩ/ft) | +/- Sequence Impedance Reactance (μΩ/ft) | Zero Sequence Impedance Resistance (μΩ/ft) | Zero Sequence Impedance Reactance (μΩ/ft) | + Ampacity (Amps) | +/- Sequence Impedance Resistance (μΩ/ft) | +/- Sequence Impedance Reactance (μΩ/ft) | Zero Sequence Impedance Resistance (μΩ/ft) | Zero Sequence Impedance Reactance (μΩ/ft) | | |
| 5kV 100% Aluminum Single Phase - Full Neutral | | | | | | | | | | | | | | | | | | | | | | |
| Q4LØ3ØA | 2 SOLID AL | 90 | 10-#14 | 0.258 | 0.48 | 0.55 | 0.79 | 360 | 7 | 119 | 663 | 24 | 663 | 25 | 169 | 663 | 24 | 663 | 25 | | | |
| Q4MØ3ØA | 2 AWG AL | 90 | 10-#14 | 0.284 | 0.51 | 0.58 | 0.82 | 377 | 7 | 120 | 669 | 25 | 669 | 25 | 170 | 669 | 25 | 669 | 25 | | | |
| Q4NØ3ØA | 1 SOLID AL | 90 | 13-#14 | 0.289 | 0.52 | 0.58 | 0.82 | 422 | 7 | 136 | 518 | 23 | 518 | 23 | 193 | 518 | 23 | 518 | 23 | | | |
| Q4OØ3ØA | 1 AWG AL | 90 | 13-#14 | 0.324 | 0.55 | 0.62 | 0.86 | 443 | 7 | 138 | 523 | 22 | 523 | 22 | 195 | 523 | 22 | 523 | 22 | | | |
| Q4PØ3ØA | 1/0 SOLID AL | 90 | 16-#14 | 0.325 | 0.55 | 0.62 | 0.86 | 490 | 7 | 155 | 415 | 22 | 415 | 22 | 219 | 415 | 22 | 415 | 22 | | | |
| Q4QØ3ØA | 1/0 AWG AL | 90 | 16-#14 | 0.364 | 0.59 | 0.66 | 0.90 | 514 | 8 | 156 | 420 | 21 | 420 | 21 | 220 | 420 | 21 | 420 | 21 | | | |
| Q4RØ3ØA | 2/0 AWG AL | 90 | 13-#12 | 0.408 | 0.63 | 0.70 | 0.97 | 633 | 8 | 181 | 328 | 21 | 328 | 20 | 251 | 328 | 21 | 328 | 20 | | | |
| Q4SØ3ØA | 3/0 AWG AL | 90 | 16-#12 | 0.458 | 0.68 | 0.75 | 1.02 | 743 | 9 | 206 | 263 | 20 | 263 | 19 | 285 | 263 | 20 | 263 | 19 | | | |
| Q4TØ3ØA | 4/0 AWG AL | 90 | 13-#10 | 0.515 | 0.74 | 0.81 | 1.12 | 924 | 9 | 237 | 207 | 19 | 207 | 19 | 323 | 207 | 19 | 207 | 19 | | | |
| Q4UØ3ØA | 250 MCM AL | 90 | 16-#10 | 0.561 | 0.80 | 0.86 | 1.18 | 1090 | 10 | 264 | 171 | 18 | 171 | 18 | 358 | 171 | 18 | 171 | 18 | | | |
| Q4VØ3ØA | 350 MCM AL | 90 | 16-#9 | 0.664 | 0.90 | 0.97 | 1.30 | 1382 | 11 | 314 | 130 | 17 | 130 | 17 | 421 | 130 | 17 | 130 | 17 | | | |
| 5kV 100% Aluminum Three Phase - One-Third Neutral | | | | | | | | | | | | | | | | | | | | | | |
| Q4LØ2ØA | 2 SOLID AL | 90 | 6-#14 | 0.258 | 0.48 | 0.55 | 0.79 | 314 | 7 | 123 | 329 | 46 | 876 | 25 | 178 | 340 | 103 | 864 | 25 | | | |
| Q4MØ2ØA | 2 AWG AL | 90 | 6-#14 | 0.284 | 0.51 | 0.58 | 0.82 | 330 | 7 | 123 | 335 | 46 | 883 | 25 | 179 | 346 | 102 | 872 | 25 | | | |
| Q4NØ2ØA | 1 SOLID AL | 90 | 6-#14 | 0.289 | 0.52 | 0.58 | 0.82 | 341 | 7 | 140 | 261 | 45 | 809 | 23 | 202 | 272 | 100 | 798 | 23 | | | |
| Q4OØ2ØA | 1 AWG AL | 90 | 6-#14 | 0.324 | 0.55 | 0.62 | 0.86 | 361 | 7 | 140 | 266 | 44 | 815 | 22 | 203 | 276 | 98 | 804 | 22 | | | |
| Q4PØ2ØA | 1/0 SOLID AL | 90 | 6-#14 | 0.325 | 0.55 | 0.62 | 0.86 | 374 | 7 | 159 | 207 | 43 | 756 | 22 | 229 | 217 | 98 | 746 | 22 | | | |
| Q4QØ2ØA | 1/0 AWG AL | 90 | 6-#14 | 0.364 | 0.59 | 0.66 | 0.90 | 398 | 8 | 160 | 212 | 42 | 762 | 21 | 229 | 222 | 96 | 752 | 21 | | | |
| Q4RØ2ØA | 2/0 AWG AL | 90 | 7-#14 | 0.408 | 0.63 | 0.70 | 0.94 | 453 | 8 | 182 | 168 | 40 | 640 | 20 | 258 | 179 | 93 | 632 | 20 | | | |
| Q4SØ2ØA | 3/0 AWG AL | 90 | 9-#14 | 0.458 | 0.68 | 0.75 | 0.99 | 529 | 8 | 208 | 133 | 39 | 500 | 19 | 290 | 146 | 89 | 495 | 19 | | | |
| Q4TØ2ØA | 4/0 AWG AL | 90 | 11-#14 | 0.515 | 0.74 | 0.81 | 1.05 | 617 | 9 | 237 | 107 | 38 | 407 | 18 | 323 | 122 | 85 | 403 | 18 | | | |
| Q4UØ2ØA | 250 MCM AL | 90 | 13-#14 | 0.561 | 0.80 | 0.86 | 1.10 | 707 | 9 | 261 | 91 | 37 | 344 | 17 | 348 | 107 | 82 | 342 | 17 | | | |
| Q4VØ2ØA | 350 MCM AL | 90 | 18-#14 | 0.664 | 0.90 | 0.97 | 1.20 | 907 | 10 | 314 | 66 | 35 | 249 | 15 | 399 | 86 | 75 | 247 | 15 | | | |
| Q4WØ2ØA | 500 MCM AL | 90 | 16-#12 | 0.794 | 1.03 | 1.12 | 1.39 | 1247 | 12 | 381 | 48 | 34 | 175 | 15 | 449 | 70 | 66 | 174 | 15 | | | |
| Q4XØ2ØA | 750 MCM AL | 90 | 24-#12 | 0.974 | 1.22 | 1.30 | 1.58 | 1737 | 13 | 464 | 34 | 32 | 117 | 14 | 505 | 58 | 54 | 117 | 14 | | | |
| Q4YØ2ØA | 1000 MCM AL | 90 | 20-#10 | 1.124 | 1.37 | 1.45 | 1.83 | 2315 | 15 | 522 | 29 | 31 | 89 | 13 | 541 | 51 | 45 | 88 | 13 | | | |

†Ampacities are based on the following:

Information Subject to Change without Notice.

PRODUCT NOTES:

▲ Items are Prysmian authorized stock.
The above dimensions are approximate and subject to normal manufacturing tolerances.
Single Phase Impedance Values Assume Full Return in the Metallic Shield.

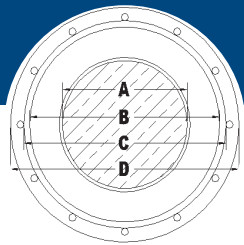
Single Phase Operation (Full Neutral Design)

In Duct: One single cable in plastic duct, direct-buried, 90°C conductor temperature, 20°C ambient temperature, earth RHO of 90°C-cm/Watt, 100% load factor, 36 inch depth of burial, and shields short-circuited.
Direct Buried: One single cable, direct-buried, 90°C conductor temperature, 20°C ambient temperature, earth RHO of 90°C-cm/Watt, 100% load factor, 36 inch depth of burial, and shields short-circuited.

Three Phase Operation (1/3 Neutral Design)

In Duct: Three single cables in plastic duct, direct-buried in a triangular configuration, 90°C conductor temperature, 20°C ambient temperature, earth RHO of 90°C-cm/Watt, 100% load factor, 36 inch depth of burial, and shields short-circuited.
Direct Buried: Three single cables, direct-buried, spaced 7.5 inches horizontally, 90°C conductor temperature, 20°C ambient temperature, earth RHO of 90°C-cm/Watt, 100% load factor, 36 inch depth of burial, and shields short-circuited.





TRXLPE DOUBLESEAL™

5kV 100%

| Product Number | Conductor | Insulation Thickness (mil) | Concentric Neutral | Conductor Diameter (in.) | | | | Cable Weight (lbs/ft) | Minimum Bending Radius (in.) | 90°C In Duct | | | | | 90°C Direct Buried | | | | |
|--|--------------|----------------------------|--------------------|--------------------------|------|------|------|-----------------------|------------------------------|-------------------|---|--|--|---|--------------------|---|--|--|---|
| | | | | (A) | (B) | (C) | (D) | | | † Ampacity (Amps) | +/- Sequence Impedance Resistance (μΩ/ft) | +/- Sequence Impedance Reactance (μΩ/ft) | Zero Sequence Impedance Resistance (μΩ/ft) | Zero Sequence Impedance Reactance (μΩ/ft) | † Ampacity (Amps) | +/- Sequence Impedance Resistance (μΩ/ft) | +/- Sequence Impedance Reactance (μΩ/ft) | Zero Sequence Impedance Resistance (μΩ/ft) | Zero Sequence Impedance Reactance (μΩ/ft) |
| 5kV 100% Copper Single Phase - Full Neutral | | | | | | | | | | | | | | | | | | | |
| Q43030A | 2 SOLID CU | 90 | 16-#14 | 0.258 | 0.48 | 0.55 | 0.79 | 570 | 7 | 152 | 408 | 25 | 408 | 25 | 215 | 408 | 25 | 408 | 25 |
| Q44030A | 2 AWG CU | 90 | 16-#14 | 0.284 | 0.51 | 0.58 | 0.82 | 586 | 7 | 153 | 412 | 25 | 412 | 25 | 217 | 412 | 25 | 412 | 25 |
| Q45030A | 1 SOLID CU | 90 | 13-#12 | 0.289 | 0.52 | 0.58 | 0.85 | 705 | 7 | 175 | 318 | 24 | 318 | 24 | 245 | 318 | 24 | 318 | 24 |
| Q46030A | 1 AWG CU | 90 | 13-#12 | 0.324 | 0.55 | 0.62 | 0.89 | 727 | 8 | 176 | 322 | 23 | 322 | 23 | 247 | 322 | 23 | 322 | 23 |
| Q47030A | 1/0 SOLID CU | 90 | 16-#12 | 0.325 | 0.55 | 0.62 | 0.89 | 842 | 8 | 198 | 256 | 23 | 256 | 22 | 277 | 256 | 23 | 256 | 22 |
| Q48030A | 1/0 AWG CU | 90 | 16-#12 | 0.364 | 0.59 | 0.66 | 0.93 | 867 | 8 | 200 | 258 | 22 | 258 | 22 | 280 | 258 | 22 | 258 | 22 |
| Q49030A | 2/0 AWG CU | 90 | 13-#10 | 0.408 | 0.63 | 0.70 | 1.02 | 1081 | 9 | 231 | 203 | 22 | 203 | 21 | 317 | 203 | 22 | 203 | 21 |
| Q4A030A | 3/0 AWG CU | 90 | 16-#10 | 0.458 | 0.68 | 0.75 | 1.07 | 1298 | 9 | 262 | 163 | 20 | 163 | 20 | 359 | 163 | 20 | 163 | 20 |
| Q4B030A | 4/0 AWG CU | 90 | 16-#9 | 0.515 | 0.74 | 0.81 | 1.15 | 1598 | 10 | 300 | 130 | 20 | 130 | 19 | 407 | 130 | 20 | 130 | 19 |
| 5kV 100% Copper Three Phase - One-Third Neutral | | | | | | | | | | | | | | | | | | | |
| Q43020A | 2 SOLID CU | 90 | 6-#14 | 0.258 | 0.48 | 0.55 | 0.79 | 453 | 7 | 157 | 200 | 46 | 747 | 25 | 227 | 211 | 103 | 735 | 25 |
| Q44020A | 2 AWG CU | 90 | 6-#14 | 0.284 | 0.51 | 0.58 | 0.82 | 469 | 7 | 158 | 203 | 46 | 752 | 25 | 228 | 214 | 102 | 740 | 25 |
| Q45020A | 1 SOLID CU | 90 | 7-#14 | 0.289 | 0.52 | 0.58 | 0.82 | 527 | 7 | 179 | 159 | 44 | 628 | 23 | 256 | 171 | 100 | 619 | 23 |
| Q46020A | 1 AWG CU | 90 | 7-#14 | 0.324 | 0.55 | 0.62 | 0.86 | 549 | 7 | 180 | 162 | 44 | 633 | 22 | 256 | 174 | 98 | 624 | 22 |
| Q47020A | 1/0 SOLID CU | 90 | 9-#14 | 0.325 | 0.55 | 0.62 | 0.86 | 631 | 7 | 204 | 126 | 43 | 492 | 22 | 286 | 141 | 96 | 485 | 22 |
| Q48020A | 1/0 AWG CU | 90 | 9-#14 | 0.364 | 0.59 | 0.66 | 0.90 | 655 | 8 | 205 | 129 | 42 | 495 | 21 | 287 | 143 | 94 | 489 | 21 |
| Q49020A | 2/0 AWG CU | 90 | 11-#14 | 0.408 | 0.63 | 0.70 | 0.94 | 780 | 8 | 233 | 103 | 40 | 402 | 20 | 320 | 119 | 90 | 398 | 20 |
| Q4A020A | 3/0 AWG CU | 90 | 14-#14 | 0.458 | 0.68 | 0.75 | 0.99 | 941 | 8 | 265 | 82 | 39 | 317 | 19 | 353 | 101 | 85 | 314 | 19 |
| Q4B020A | 4/0 AWG CU | 90 | 18-#14 | 0.515 | 0.74 | 0.81 | 1.05 | 1144 | 9 | 301 | 66 | 38 | 248 | 18 | 385 | 88 | 79 | 247 | 18 |
| Q4C020A | 250 MCM CU | 90 | 21-#14 | 0.561 | 0.80 | 0.86 | 1.10 | 1330 | 9 | 330 | 57 | 36 | 212 | 17 | 409 | 80 | 75 | 211 | 17 |
| Q4D020A | 350 MCM CU | 90 | 18-#12 | 0.664 | 0.90 | 0.97 | 1.24 | 1807 | 10 | 393 | 42 | 35 | 154 | 16 | 452 | 68 | 65 | 154 | 16 |
| Q4E020A | 500 MCM CU | 90 | 17-#10 | 0.794 | 1.03 | 1.12 | 1.43 | 2565 | 12 | 464 | 32 | 34 | 105 | 15 | 494 | 58 | 53 | 104 | 15 |
| Q4F020A | 750 MCM CU | 90 | 20-#9 | 0.974 | 1.22 | 1.30 | 1.70 | 3774 | 14 | 540 | 26 | 35 | 72 | 14 | 552 | 48 | 40 | 71 | 14 |
| Q4G020A | 1000 MCM CU | 90 | 21-#8 | 1.124 | 1.37 | 1.45 | 1.88 | 4926 | 16 | 586 | 23 | 29 | 54 | 13 | 607 | 41 | 31 | 53 | 13 |

†Ampacities are based on the following:

Information Subject to Change without Notice.

PRODUCT NOTES:

▲ Items are Prysmian authorized stock.
The above dimensions are approximate and subject to normal manufacturing tolerances.
Single Phase Impedance Values Assume Full Return in the Metallic Shield.

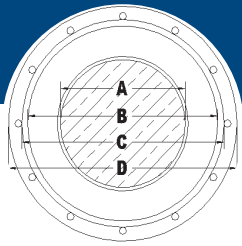
Single Phase Operation (Full Neutral Design)

In Duct: One single cable in plastic duct, direct-buried, 90°C conductor temperature, 20°C ambient temperature, earth RHO of 90°C-cm/Watt, 100% load factor, 36 inch depth of burial, and shields short-circuited.
Direct Buried: One single cable, direct-buried, 90°C conductor temperature, 20°C ambient temperature, earth RHO of 90°C-cm/Watt, 100% load factor, 36 inch depth of burial, and shields short-circuited.

Three Phase Operation (1/3 Neutral Design)

In Duct: Three single cables in plastic duct, direct-buried in a triangular configuration, 90°C conductor temperature, 20°C ambient temperature, earth RHO of 90°C-cm/Watt, 100% load factor, 36 inch depth of burial, and shields short-circuited.
Direct Buried: Three single cables, direct-buried, spaced 7.5 inches horizontally, 90°C conductor temperature, 20°C ambient temperature, earth RHO of 90°C-cm/Watt, 100% load factor, 36 inch depth of burial, and shields short-circuited.





TRXLPE DOUBLESEAL™

5kV 133%

| Product Number | Conductor | Insulation Thickness (mil) | Concentric Neutral | Conductor Diameter (in.) | | | | Insulation Shield Diameter (in.) | Jacket Diameter (in.) | Cable Weight (lbs/ft) | Minimum Bending Radius (in.) | + Ampacity (Amps) | 90°C In Duct | | | | 90°C Direct Buried | | | |
|--|--------------|----------------------------|--------------------|--------------------------|------|------|------|----------------------------------|-----------------------|-----------------------|------------------------------|-------------------|---|--|--|---|--------------------|---|--|--|
| | | | | (A) | (B) | (C) | (D) | | | | | | +/- Sequence Impedance Resistance (μΩ/ft) | +/- Sequence Impedance Reactance (μΩ/ft) | Zero Sequence Impedance Resistance (μΩ/ft) | Zero Sequence Impedance Reactance (μΩ/ft) | + Ampacity (Amps) | +/- Sequence Impedance Resistance (μΩ/ft) | +/- Sequence Impedance Reactance (μΩ/ft) | Zero Sequence Impedance Resistance (μΩ/ft) |
| 5kV 133% Aluminum Single Phase - Full Neutral | | | | | | | | | | | | | | | | | | | | |
| Q5L030A | 2 SOLID AL | 115 | 10-#14 | 0.258 | 0.53 | 0.60 | 0.84 | 387 | 7 | 119 | 663 | 24 | 663 | 25 | 169 | 663 | 24 | 663 | 25 | |
| Q5M030A | 2 AWG AL | 115 | 10-#14 | 0.284 | 0.56 | 0.63 | 0.87 | 404 | 7 | 120 | 669 | 25 | 669 | 25 | 170 | 669 | 25 | 669 | 25 | |
| Q5N030A | 1 SOLID AL | 115 | 13-#14 | 0.289 | 0.57 | 0.63 | 0.87 | 450 | 7 | 136 | 518 | 23 | 518 | 23 | 193 | 518 | 23 | 518 | 23 | |
| Q5O030A | 1 AWG AL | 115 | 13-#14 | 0.324 | 0.60 | 0.67 | 0.91 | 471 | 8 | 138 | 523 | 22 | 523 | 22 | 195 | 523 | 22 | 523 | 22 | |
| Q5P030A | 1/0 SOLID AL | 115 | 16-#14 | 0.325 | 0.60 | 0.67 | 0.91 | 519 | 8 | 155 | 415 | 22 | 415 | 22 | 219 | 415 | 22 | 415 | 22 | |
| Q5Q030A | 1/0 AWG AL | 115 | 16-#14 | 0.364 | 0.64 | 0.71 | 0.95 | 544 | 8 | 156 | 420 | 21 | 420 | 21 | 220 | 420 | 21 | 420 | 21 | |
| Q5R030A | 2/0 AWG AL | 115 | 13-#12 | 0.408 | 0.68 | 0.75 | 1.02 | 665 | 9 | 181 | 328 | 21 | 328 | 20 | 251 | 328 | 21 | 328 | 20 | |
| Q5S030A | 3/0 AWG AL | 115 | 16-#12 | 0.458 | 0.73 | 0.80 | 1.07 | 777 | 9 | 206 | 263 | 20 | 263 | 19 | 285 | 263 | 20 | 263 | 19 | |
| Q5T030A | 4/0 AWG AL | 115 | 13-#10 | 0.515 | 0.79 | 0.86 | 1.17 | 961 | 10 | 237 | 207 | 19 | 207 | 19 | 323 | 207 | 19 | 207 | 19 | |
| Q5U030A | 250 MCM AL | 115 | 16-#10 | 0.561 | 0.85 | 0.91 | 1.23 | 1129 | 10 | 264 | 171 | 18 | 171 | 18 | 358 | 171 | 18 | 171 | 18 | |
| Q5V030A | 350 MCM AL | 115 | 16-#9 | 0.664 | 0.95 | 1.02 | 1.35 | 1425 | 11 | 314 | 130 | 17 | 130 | 17 | 421 | 130 | 17 | 130 | 17 | |
| 5kV 133% Aluminum Three Phase - One-Third Neutral | | | | | | | | | | | | | | | | | | | | |
| Q5L020A | 2 SOLID AL | 115 | 6-#14 | 0.258 | 0.53 | 0.60 | 0.84 | 340 | 7 | 123 | 329 | 46 | 876 | 25 | 178 | 340 | 103 | 864 | 25 | |
| Q5M020A | 2 AWG AL | 115 | 6-#14 | 0.284 | 0.56 | 0.63 | 0.87 | 357 | 7 | 123 | 335 | 46 | 883 | 25 | 179 | 346 | 102 | 872 | 25 | |
| Q5N020A | 1 SOLID AL | 115 | 6-#14 | 0.289 | 0.57 | 0.63 | 0.87 | 368 | 7 | 140 | 261 | 45 | 809 | 23 | 202 | 272 | 100 | 798 | 23 | |
| Q5O020A | 1 AWG AL | 115 | 6-#14 | 0.324 | 0.60 | 0.67 | 0.91 | 389 | 8 | 140 | 266 | 44 | 815 | 22 | 203 | 276 | 98 | 804 | 22 | |
| Q5P020A | 1/0 SOLID AL | 115 | 6-#14 | 0.325 | 0.60 | 0.67 | 0.91 | 402 | 8 | 159 | 207 | 43 | 756 | 22 | 229 | 217 | 98 | 746 | 22 | |
| Q5Q020A | 1/0 AWG AL | 115 | 6-#14 | 0.364 | 0.64 | 0.71 | 0.95 | 427 | 8 | 160 | 212 | 42 | 762 | 21 | 229 | 222 | 96 | 752 | 21 | |
| Q5R020A | 2/0 AWG AL | 115 | 7-#14 | 0.408 | 0.68 | 0.75 | 0.99 | 484 | 8 | 182 | 168 | 40 | 640 | 20 | 258 | 179 | 93 | 632 | 20 | |
| Q5S020A | 3/0 AWG AL | 115 | 9-#14 | 0.458 | 0.73 | 0.80 | 1.04 | 561 | 9 | 208 | 133 | 39 | 500 | 19 | 290 | 146 | 89 | 495 | 19 | |
| Q5T020A | 4/0 AWG AL | 115 | 11-#14 | 0.515 | 0.79 | 0.86 | 1.10 | 652 | 9 | 237 | 107 | 38 | 407 | 18 | 323 | 122 | 85 | 403 | 18 | |
| Q5U020A | 250 MCM AL | 115 | 13-#14 | 0.561 | 0.85 | 0.91 | 1.15 | 743 | 10 | 261 | 91 | 37 | 344 | 17 | 348 | 107 | 82 | 342 | 17 | |
| Q5V020A | 350 MCM AL | 115 | 18-#14 | 0.664 | 0.95 | 1.02 | 1.25 | 946 | 11 | 314 | 66 | 35 | 249 | 15 | 399 | 86 | 75 | 247 | 15 | |
| Q5W020A | 500 MCM AL | 115 | 16-#12 | 0.794 | 1.08 | 1.17 | 1.44 | 1293 | 12 | 381 | 48 | 34 | 175 | 15 | 449 | 70 | 66 | 174 | 15 | |
| Q5X020A | 750 MCM AL | 115 | 24-#12 | 0.974 | 1.27 | 1.35 | 1.63 | 1789 | 14 | 464 | 34 | 32 | 117 | 14 | 505 | 58 | 54 | 117 | 14 | |
| Q5Y020A | 1000 MCM AL | 115 | 20-#10 | 1.124 | 1.42 | 1.50 | 1.88 | 2374 | 16 | 522 | 29 | 31 | 89 | 13 | 541 | 51 | 45 | 88 | 13 | |

†Ampacities are based on the following:

PRODUCT NOTES:

▲ Items are Prysmian authorized stock.
The above dimensions are approximate and subject to normal manufacturing tolerances.
Single Phase Impedance Values Assume Full Return in the Metallic Shield.

Single Phase Operation (Full Neutral Design)

In Duct: One single cable in plastic duct, direct-buried, 90°C conductor temperature, 20°C ambient temperature, earth RHO of 90°C-cm/Watt, 100% load factor, 36 inch depth of burial, and shields short-circuited.
Direct Buried: One single cable, direct-buried, 90°C conductor temperature, 20°C ambient temperature, earth RHO of 90°C-cm/Watt, 100% load factor, 36 inch depth of burial, and shields short-circuited.

Three Phase Operation (1/3 Neutral Design)

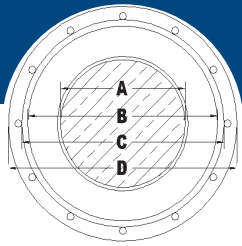
In Duct: Three single cables in plastic duct, direct-buried in a triangular configuration, 90°C conductor temperature, 20°C ambient temperature, earth RHO of 90°C-cm/Watt, 100% load factor, 36 inch depth of burial, and shields short-circuited.
Direct Buried: Three single cables, direct-buried, spaced 7.5 inches horizontally, 90°C conductor temperature, 20°C ambient temperature, earth RHO of 90°C-cm/Watt, 100% load factor, 36 inch depth of burial, and shields short-circuited.

Information Subject to Change without Notice.



1-800-845-8507 (US)
1-800-263-4405 (West-CAN)
1-800-361-1418 (East-CAN)

www.prysmianusa.com
www.prysmiancanada.com



TRXLPE DOUBLESEAL™

5kV 133%

| Product Number | Conductor | Insulation Thickness (mil) | | Concentric Neutral | | Conductor Diameter (in.) | | Insulation Diameter (in.) | | Insulation Shield Diameter (in.) | | Jacket Diameter (in.) | | Cable Weight (lbs/ft) | Minimum Bending Radius (in.) | † Ampacity (Amps) | 90°C In Duct | | | | | 90°C Direct Buried | | | | |
|--|--------------|----------------------------|--------|--------------------|------|--------------------------|------|---------------------------|-----|----------------------------------|-----|-----------------------|-----|-----------------------|------------------------------|-------------------|--------------|-----|-----|-----|-----|--------------------|-----|-----|--|--|
| | | (A) | (B) | (C) | (D) | (A) | (B) | (C) | (D) | (A) | (B) | (C) | (D) | | | | (A) | (B) | (C) | (D) | (A) | (B) | (C) | (D) | | |
| 5kV 133% Copper Single Phase - Full Neutral | | | | | | | | | | | | | | | | | | | | | | | | | | |
| Q53030A | 2 SOLID CU | 115 | 16-#14 | 0.258 | 0.53 | 0.60 | 0.84 | 596 | 7 | 152 | 408 | 25 | 408 | 25 | 215 | 408 | 25 | 408 | 25 | 408 | 25 | | | | | |
| Q54030A | 2 AWG CU | 115 | 16-#14 | 0.284 | 0.56 | 0.63 | 0.87 | 613 | 7 | 153 | 412 | 25 | 412 | 25 | 217 | 412 | 25 | 412 | 25 | 412 | 25 | | | | | |
| Q55030A | 1 SOLID CU | 115 | 13-#12 | 0.289 | 0.57 | 0.63 | 0.90 | 733 | 8 | 175 | 318 | 24 | 318 | 24 | 245 | 318 | 24 | 318 | 24 | 318 | 24 | | | | | |
| Q56030A | 1 AWG CU | 115 | 13-#12 | 0.324 | 0.60 | 0.67 | 0.94 | 757 | 8 | 176 | 322 | 23 | 322 | 23 | 247 | 322 | 23 | 322 | 23 | 322 | 23 | | | | | |
| Q57030A | 1/0 SOLID CU | 115 | 16-#12 | 0.325 | 0.60 | 0.67 | 0.94 | 871 | 8 | 198 | 256 | 23 | 256 | 22 | 277 | 256 | 23 | 256 | 22 | 256 | 22 | | | | | |
| Q58030A | 1/0 AWG CU | 115 | 16-#12 | 0.364 | 0.64 | 0.71 | 0.98 | 898 | 8 | 200 | 258 | 22 | 258 | 22 | 280 | 258 | 22 | 258 | 22 | 258 | 22 | | | | | |
| Q59030A | 2/0 AWG CU | 115 | 13-#10 | 0.408 | 0.68 | 0.75 | 1.07 | 1114 | 9 | 231 | 203 | 22 | 203 | 21 | 317 | 203 | 22 | 203 | 21 | 203 | 21 | | | | | |
| Q5A030A | 3/0 AWG CU | 115 | 16-#10 | 0.458 | 0.73 | 0.80 | 1.12 | 1333 | 9 | 262 | 163 | 20 | 163 | 20 | 359 | 163 | 20 | 163 | 20 | 163 | 20 | | | | | |
| Q5B030A | 4/0 AWG CU | 115 | 16-#9 | 0.515 | 0.79 | 0.86 | 1.20 | 1636 | 10 | 300 | 130 | 20 | 130 | 19 | 407 | 130 | 20 | 130 | 19 | 130 | 19 | | | | | |
| 5kV 133% Copper Three Phase - One-Third Neutral | | | | | | | | | | | | | | | | | | | | | | | | | | |
| Q53020A | 2 SOLID CU | 115 | 6-#14 | 0.258 | 0.53 | 0.60 | 0.84 | 479 | 7 | 157 | 200 | 46 | 747 | 25 | 227 | 211 | 103 | 735 | 25 | 735 | 25 | | | | | |
| Q54020A | 2 AWG CU | 115 | 6-#14 | 0.284 | 0.56 | 0.63 | 0.87 | 496 | 7 | 158 | 203 | 46 | 752 | 25 | 228 | 214 | 102 | 740 | 25 | 740 | 25 | | | | | |
| Q55020A | 1 SOLID CU | 115 | 7-#14 | 0.289 | 0.57 | 0.63 | 0.87 | 554 | 7 | 179 | 159 | 44 | 628 | 23 | 256 | 171 | 100 | 619 | 23 | 619 | 23 | | | | | |
| Q56020A | 1 AWG CU | 115 | 7-#14 | 0.324 | 0.60 | 0.67 | 0.91 | 577 | 8 | 180 | 162 | 44 | 633 | 22 | 256 | 174 | 98 | 624 | 22 | 624 | 22 | | | | | |
| Q57020A | 1/0 SOLID CU | 115 | 9-#14 | 0.325 | 0.60 | 0.67 | 0.91 | 659 | 8 | 204 | 126 | 43 | 492 | 22 | 286 | 141 | 96 | 485 | 22 | 485 | 22 | | | | | |
| Q58020A | 1/0 AWG CU | 115 | 9-#14 | 0.364 | 0.64 | 0.71 | 0.95 | 685 | 8 | 205 | 129 | 42 | 495 | 21 | 287 | 143 | 94 | 489 | 21 | 489 | 21 | | | | | |
| Q59020A | 2/0 AWG CU | 115 | 11-#14 | 0.408 | 0.68 | 0.75 | 0.99 | 811 | 8 | 233 | 103 | 40 | 402 | 20 | 320 | 119 | 90 | 398 | 20 | 398 | 20 | | | | | |
| Q5A020A | 3/0 AWG CU | 115 | 14-#14 | 0.458 | 0.73 | 0.80 | 1.04 | 973 | 9 | 265 | 82 | 39 | 317 | 19 | 353 | 101 | 85 | 314 | 19 | 314 | 19 | | | | | |
| Q5B020A | 4/0 AWG CU | 115 | 18-#14 | 0.515 | 0.79 | 0.86 | 1.10 | 1179 | 9 | 301 | 66 | 38 | 248 | 18 | 385 | 88 | 79 | 247 | 18 | 247 | 18 | | | | | |
| Q5C020A | 250 MCM CU | 115 | 21-#14 | 0.561 | 0.85 | 0.91 | 1.15 | 1366 | 10 | 330 | 57 | 36 | 212 | 17 | 409 | 80 | 75 | 211 | 17 | 211 | 17 | | | | | |
| Q5D020A | 350 MCM CU | 115 | 18-#12 | 0.664 | 0.95 | 1.02 | 1.29 | 1847 | 11 | 393 | 42 | 35 | 154 | 16 | 452 | 68 | 65 | 154 | 16 | 154 | 16 | | | | | |
| Q5E020A | 500 MCM CU | 115 | 17-#10 | 0.794 | 1.08 | 1.17 | 1.48 | 2612 | 12 | 464 | 32 | 34 | 105 | 15 | 494 | 58 | 53 | 104 | 15 | 104 | 15 | | | | | |
| Q5F020A | 750 MCM CU | 115 | 20-#9 | 0.974 | 1.27 | 1.35 | 1.75 | 3829 | 15 | 540 | 26 | 35 | 72 | 14 | 552 | 48 | 40 | 71 | 14 | 71 | 14 | | | | | |
| Q5G020A | 1000 MCM CU | 115 | 21-#8 | 1.124 | 1.42 | 1.50 | 1.93 | 4987 | 16 | 586 | 23 | 29 | 54 | 13 | 607 | 41 | 31 | 53 | 13 | 53 | 13 | | | | | |

†Ampacities are based on the following:

Information Subject to Change without Notice.

PRODUCT NOTES:

▲ Items are Prysmian authorized stock.
 The above dimensions are approximate and subject to normal manufacturing tolerances.
 Single Phase Impedance Values Assume Full Return in the Metallic Shield.

Single Phase Operation (Full Neutral Design)

In Duct: One single cable in plastic duct, direct-buried, 90°C conductor temperature, 20°C ambient temperature, earth RHO of 90°C-cm/Watt, 100% load factor, 36 inch depth of burial, and shields short-circuited.
 Direct Buried: One single cable, direct-buried, 90°C conductor temperature, 20°C ambient temperature, earth RHO of 90°C-cm/Watt, 100% load factor, 36 inch depth of burial, and shields short-circuited.

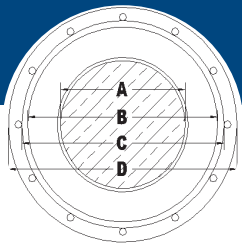
Three Phase Operation (1/3 Neutral Design)

In Duct: Three single cables in plastic duct, direct-buried in a triangular configuration, 90°C conductor temperature, 20°C ambient temperature, earth RHO of 90°C-cm/Watt, 100% load factor, 36 inch depth of burial, and shields short-circuited.
 Direct Buried: Three single cables, direct-buried, spaced 7.5 inches horizontally, 90°C conductor temperature, 20°C ambient temperature, earth RHO of 90°C-cm/Watt, 100% load factor, 36 inch depth of burial, and shields short-circuited.



1-800-845-8507 (US)
 1-800-263-4405 (West-CAN)
 1-800-361-1418 (East-CAN)

www.prysmianusa.com
 www.prysmiancanada.com



TRXLPE DOUBLESEAL™

15kV 100%

| Product Number | | Conductor | Insulation Thickness (mil) | Concentric Neutral | Conductor Diameter (in.) | Insulation Diameter (in.) | Insulation Shield Diameter (in.) | Jacket Diameter (in.) | Cable Weight (lbs/ft) | Minimum Bending Radius (in.) | 90°C In Duct | | | | | | 90°C Direct Buried | | | | | |
|---|------------|-----------|----------------------------|--------------------|--------------------------|---------------------------|----------------------------------|-----------------------|-----------------------|------------------------------|---|----|-----|--|----|-----|---|-----|-----|--|-----|----|
| U.S. Mfg | Canada Mfg | | | (A) | (B) | (C) | (D) | | | | +/- Sequence Impedance Resistance (μΩ/ft) | | | Zero Sequence Impedance Resistance (μΩ/ft) | | | +/- Sequence Impedance Resistance (μΩ/ft) | | | Zero Sequence Impedance Resistance (μΩ/ft) | | |
| 15kV 100% Aluminum Single Phase - Full Neutral | | | | | | | | | | | | | | | | | | | | | | |
| | | Q7L030A | | 2 SOLID AL | 175 | 10-#14 | 0.258 | 0.65 | 0.72 | 0.96 | 456 | 8 | 123 | 663 | 29 | 663 | 30 | 169 | 663 | 29 | 663 | 30 |
| ▲ | 300469A | 201062C | | 2 AWG AL | 175 | 10-#14 | 0.284 | 0.68 | 0.75 | 0.98 | 475 | 8 | 124 | 669 | 30 | 669 | 31 | 170 | 669 | 30 | 669 | 31 |
| | | Q7N030A | | 1 SOLID AL | 175 | 13-#14 | 0.289 | 0.69 | 0.75 | 0.99 | 521 | 8 | 141 | 518 | 28 | 518 | 29 | 193 | 518 | 28 | 518 | 29 |
| | | Q7O030A | | 1 AWG AL | 175 | 13-#14 | 0.324 | 0.72 | 0.79 | 1.03 | 545 | 9 | 143 | 523 | 27 | 523 | 28 | 194 | 523 | 27 | 523 | 28 |
| | | Q7P030A | | 1/0 SOLID AL | 175 | 16-#14 | 0.325 | 0.72 | 0.79 | 1.03 | 593 | 9 | 160 | 415 | 27 | 415 | 27 | 219 | 415 | 27 | 415 | 27 |
| ▲ | 300470A | 201063C | | 1/0 AWG AL | 175 | 16-#14 | 0.364 | 0.76 | 0.83 | 1.06 | 620 | 9 | 162 | 420 | 26 | 420 | 26 | 220 | 420 | 26 | 420 | 26 |
| | | Q7R030A | | 2/0 AWG AL | 175 | 13-#12 | 0.408 | 0.80 | 0.87 | 1.14 | 748 | 10 | 186 | 328 | 25 | 328 | 25 | 251 | 328 | 25 | 328 | 25 |
| | | Q7S030A | | 3/0 AWG AL | 175 | 16-#12 | 0.458 | 0.85 | 0.92 | 1.19 | 864 | 10 | 212 | 263 | 24 | 263 | 24 | 284 | 263 | 24 | 263 | 24 |
| | | Q7T030A | | 4/0 AWG AL | 175 | 13-#10 | 0.515 | 0.91 | 0.98 | 1.29 | 1055 | 11 | 243 | 207 | 23 | 207 | 23 | 323 | 207 | 23 | 207 | 23 |
| | | Q7U030A | | 250 MCM AL | 175 | 16-#10 | 0.561 | 0.97 | 1.03 | 1.35 | 1228 | 11 | 270 | 171 | 22 | 171 | 22 | 358 | 171 | 22 | 171 | 22 |
| | | Q7V030A | | 350 MCM AL | 175 | 16-#9 | 0.664 | 1.07 | 1.16 | 1.49 | 1556 | 12 | 321 | 130 | 21 | 130 | 20 | 420 | 130 | 21 | 130 | 20 |
| 15kV 100% Aluminum Three Phase - One-Third Neutral | | | | | | | | | | | | | | | | | | | | | | |
| | | Q7L020A | | 2 SOLID AL | 175 | 6-#14 | 0.258 | 0.65 | 0.72 | 0.96 | 409 | 8 | 126 | 329 | 51 | 872 | 30 | 175 | 338 | 103 | 857 | 30 |
| | | Q7M020A | | 2 AWG AL | 175 | 6-#14 | 0.284 | 0.68 | 0.75 | 0.99 | 429 | 8 | 126 | 335 | 51 | 879 | 31 | 175 | 344 | 102 | 865 | 31 |
| | | Q7N020A | | 1 SOLID AL | 175 | 6-#14 | 0.289 | 0.69 | 0.75 | 0.99 | 440 | 8 | 143 | 261 | 49 | 805 | 29 | 199 | 270 | 100 | 791 | 29 |
| | | Q7O020A | | 1 AWG AL | 175 | 6-#14 | 0.324 | 0.72 | 0.79 | 1.03 | 463 | 9 | 144 | 266 | 48 | 811 | 28 | 199 | 275 | 98 | 798 | 28 |
| | | Q7P020A | | 1/0 SOLID AL | 175 | 6-#14 | 0.325 | 0.72 | 0.79 | 1.03 | 476 | 9 | 163 | 207 | 47 | 752 | 27 | 225 | 216 | 98 | 739 | 27 |
| | | Q7Q020A | | 1/0 AWG AL | 175 | 6-#14 | 0.364 | 0.76 | 0.83 | 1.07 | 504 | 9 | 163 | 212 | 46 | 758 | 26 | 225 | 221 | 96 | 745 | 26 |
| | | Q7R020A | | 2/0 AWG AL | 175 | 7-#14 | 0.408 | 0.80 | 0.87 | 1.11 | 564 | 9 | 186 | 168 | 44 | 637 | 25 | 255 | 178 | 93 | 627 | 25 |
| | | Q7S020A | | 3/0 AWG AL | 175 | 9-#14 | 0.458 | 0.85 | 0.92 | 1.16 | 646 | 10 | 212 | 133 | 43 | 498 | 24 | 286 | 145 | 89 | 491 | 24 |
| | | Q7T020A | | 4/0 AWG AL | 175 | 11-#14 | 0.515 | 0.91 | 0.98 | 1.22 | 740 | 10 | 241 | 106 | 41 | 405 | 23 | 320 | 120 | 86 | 400 | 23 |
| | | Q7U020A | | 250 MCM AL | 175 | 13-#14 | 0.561 | 0.97 | 1.03 | 1.27 | 836 | 11 | 265 | 91 | 40 | 343 | 21 | 345 | 106 | 82 | 339 | 21 |
| | | Q7V020A | | 350 MCM AL | 175 | 18-#14 | 0.664 | 1.07 | 1.16 | 1.39 | 1068 | 12 | 319 | 66 | 38 | 247 | 19 | 398 | 84 | 76 | 245 | 19 |
| | | Q7W020A | | 500 MCM AL | 175 | 16-#12 | 0.794 | 1.20 | 1.29 | 1.56 | 1407 | 13 | 385 | 48 | 37 | 174 | 18 | 451 | 68 | 67 | 173 | 18 |
| | | Q7X020A | | 750 MCM AL | 175 | 24-#12 | 0.974 | 1.39 | 1.47 | 1.81 | 1985 | 15 | 468 | 35 | 35 | 117 | 16 | 507 | 57 | 55 | 116 | 16 |
| | | Q7Y020A | | 1000 MCM AL | 175 | 20-#10 | 1.124 | 1.54 | 1.65 | 2.03 | 2568 | 17 | 529 | 28 | 33 | 89 | 16 | 549 | 49 | 47 | 88 | 16 |

†Ampacities are based on the following:

Information Subject to Change without Notice.

PRODUCT NOTES:

▲ Items are Prysmian authorized stock.
The above dimensions are approximate and subject to normal manufacturing tolerances.
Single Phase Impedance Values Assume Full Return in the Metallic Shield.

Single Phase Operation (Full Neutral Design)

In Duct: One single cable in plastic duct, direct-buried, 90°C conductor temperature, 20°C ambient temperature, earth RHO of 90°C-cm/Watt, 100% load factor, 36 inch depth of burial, and shields short-circuited.
Direct Buried: One single cable, direct-buried, 90°C conductor temperature, 20°C ambient temperature, earth RHO of 90°C-cm/Watt, 100% load factor, 36 inch depth of burial, and shields short-circuited.

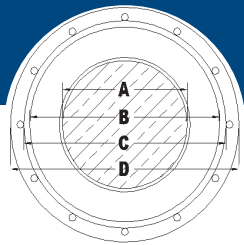
Three Phase Operation (1/3 Neutral Design)

In Duct: Three single cables in plastic duct, direct-buried in a triangular configuration, 90°C conductor temperature, 20°C ambient temperature, earth RHO of 90°C-cm/Watt, 100% load factor, 36 inch depth of burial, and shields short-circuited.
Direct Buried: Three single cables, direct-buried, spaced 7.5 inches horizontally, 90°C conductor temperature, 20°C ambient temperature, earth RHO of 90°C-cm/Watt, 100% load factor, 36 inch depth of burial, and shields short-circuited.



1-800-845-8507 (US)
1-800-263-4405 (West-CAN)
1-800-361-1418 (East-CAN)

www.prysmianusa.com
www.prysmiancanada.com



TRXLPE DOUBLESEAL™

15kV 100%

| Product Number | Conductor | Insulation Thickness (mil/s) | Concentric Neutral | Conductor Diameter (in.) | | | | Insulation Shield Diameter (in.) | Jacket Diameter (in.) | Cable Weight (lbs/ft) | Minimum Bending Radius (in.) | † Ampacity (Amps) | 90°C In Duct | | | | 90°C Direct Buried | | | |
|---|--------------|------------------------------|--------------------|--------------------------|------|------|------|----------------------------------|-----------------------|-----------------------|------------------------------|-------------------|---|--|--|---|--------------------|---|--|--|
| | | | | (A) | (B) | (C) | (D) | | | | | | +/- Sequence Impedance Resistance (μΩ/ft) | +/- Sequence Impedance Reactance (μΩ/ft) | Zero Sequence Impedance Resistance (μΩ/ft) | Zero Sequence Impedance Reactance (μΩ/ft) | † Ampacity (Amps) | +/- Sequence Impedance Resistance (μΩ/ft) | +/- Sequence Impedance Reactance (μΩ/ft) | Zero Sequence Impedance Resistance (μΩ/ft) |
| 15kV 100% Copper Single Phase - Full Neutral | | | | | | | | | | | | | | | | | | | | |
| Q73030A | 2 SOLID CU | 175 | 16-#14 | 0.258 | 0.65 | 0.72 | 0.96 | 665 | 8 | 157 | 408 | 31 | 408 | 30 | 215 | 408 | 31 | 408 | 30 | |
| Q74030A | 2 AWG CU | 175 | 16-#14 | 0.284 | 0.68 | 0.75 | 0.99 | 684 | 8 | 158 | 412 | 31 | 412 | 31 | 217 | 412 | 31 | 412 | 31 | |
| Q75030A | 1 SOLID CU | 175 | 13-#12 | 0.289 | 0.69 | 0.75 | 1.02 | 807 | 9 | 181 | 318 | 29 | 318 | 29 | 245 | 318 | 29 | 318 | 29 | |
| Q76030A | 1 AWG CU | 175 | 13-#12 | 0.324 | 0.72 | 0.79 | 1.06 | 834 | 9 | 182 | 322 | 28 | 322 | 28 | 246 | 322 | 28 | 322 | 28 | |
| Q77030A | 1/0 SOLID CU | 175 | 16-#12 | 0.325 | 0.72 | 0.79 | 1.06 | 948 | 9 | 205 | 256 | 28 | 256 | 28 | 277 | 256 | 28 | 256 | 28 | |
| Q78030A | 1/0 AWG CU | 175 | 16-#12 | 0.364 | 0.76 | 0.83 | 1.10 | 978 | 9 | 207 | 258 | 27 | 258 | 27 | 279 | 258 | 27 | 258 | 27 | |
| Q79030A | 2/0 AWG CU | 175 | 13-#10 | 0.408 | 0.80 | 0.87 | 1.19 | 1201 | 10 | 237 | 203 | 26 | 203 | 26 | 317 | 203 | 26 | 203 | 26 | |
| Q7A030A | 3/0 AWG CU | 175 | 16-#10 | 0.458 | 0.85 | 0.92 | 1.24 | 1423 | 10 | 270 | 163 | 25 | 163 | 24 | 359 | 163 | 25 | 163 | 24 | |
| Q7B030A | 4/0 AWG CU | 175 | 16-#9 | 0.515 | 0.91 | 0.98 | 1.32 | 1733 | 11 | 307 | 130 | 23 | 130 | 23 | 407 | 130 | 23 | 130 | 23 | |
| 15kV 100% Copper Three Phase - One-Third Neutral | | | | | | | | | | | | | | | | | | | | |
| Q73020A | 2 SOLID CU | 175 | 6-#14 | 0.258 | 0.65 | 0.72 | 0.96 | 549 | 8 | 162 | 200 | 51 | 743 | 30 | 223 | 209 | 103 | 728 | 30 | |
| Q74020A | 2 AWG CU | 175 | 6-#14 | 0.284 | 0.68 | 0.75 | 0.99 | 568 | 8 | 162 | 203 | 51 | 747 | 31 | 224 | 213 | 102 | 733 | 31 | |
| Q75020A | 1 SOLID CU | 175 | 7-#14 | 0.289 | 0.69 | 0.75 | 0.99 | 626 | 8 | 184 | 159 | 49 | 625 | 29 | 252 | 169 | 100 | 613 | 29 | |
| Q76020A | 1 AWG CU | 175 | 7-#14 | 0.324 | 0.72 | 0.79 | 1.03 | 651 | 9 | 184 | 162 | 48 | 629 | 28 | 252 | 173 | 98 | 618 | 28 | |
| Q77020A | 1/0 SOLID CU | 175 | 9-#14 | 0.325 | 0.72 | 0.79 | 1.03 | 734 | 9 | 209 | 126 | 47 | 489 | 27 | 283 | 139 | 96 | 481 | 27 | |
| Q78020A | 1/0 AWG CU | 175 | 9-#14 | 0.364 | 0.76 | 0.83 | 1.07 | 762 | 9 | 210 | 129 | 46 | 492 | 26 | 284 | 141 | 94 | 484 | 26 | |
| Q79020A | 2/0 AWG CU | 175 | 11-#14 | 0.408 | 0.80 | 0.87 | 1.11 | 891 | 9 | 238 | 103 | 44 | 400 | 25 | 317 | 117 | 91 | 395 | 25 | |
| Q7A020A | 3/0 AWG CU | 175 | 14-#14 | 0.458 | 0.85 | 0.92 | 1.16 | 1058 | 10 | 271 | 82 | 43 | 316 | 23 | 351 | 99 | 86 | 312 | 23 | |
| Q7B020A | 4/0 AWG CU | 175 | 18-#14 | 0.515 | 0.91 | 0.98 | 1.22 | 1267 | 10 | 307 | 66 | 41 | 247 | 22 | 385 | 86 | 81 | 245 | 22 | |
| Q7C020A | 250 MCM CU | 175 | 21-#14 | 0.561 | 0.97 | 1.03 | 1.27 | 1459 | 11 | 336 | 57 | 40 | 211 | 21 | 410 | 78 | 76 | 210 | 21 | |
| Q7D020A | 350 MCM CU | 175 | 18-#12 | 0.664 | 1.07 | 1.16 | 1.43 | 1972 | 12 | 400 | 42 | 38 | 154 | 20 | 457 | 66 | 67 | 153 | 20 | |
| Q7E020A | 500 MCM CU | 175 | 17-#10 | 0.794 | 1.20 | 1.29 | 1.60 | 2730 | 13 | 471 | 32 | 36 | 104 | 18 | 501 | 57 | 55 | 104 | 18 | |
| Q7F020A | 750 MCM CU | 175 | 20-#9 | 0.974 | 1.39 | 1.47 | 1.87 | 3968 | 15 | 548 | 26 | 34 | 71 | 17 | 559 | 47 | 42 | 71 | 17 | |
| Q7G020A | 1000 MCM CU | 175 | 21-#8 | 1.124 | 1.54 | 1.65 | 2.08 | 5186 | 17 | 596 | 23 | 32 | 54 | 16 | 669 | 41 | 35 | 56 | 16 | |

†Ampacities are based on the following:

Information Subject to Change without Notice.

PRODUCT NOTES:

▲ Items are Prysmian authorized stock.
The above dimensions are approximate and subject to normal manufacturing tolerances.
Single Phase Impedance Values Assume Full Return in the Metallic Shield.

Single Phase Operation (Full Neutral Design)

In Duct: One single cable in plastic duct, direct-buried, 90°C conductor temperature, 20°C ambient temperature, earth RHO of 90°C-cm/Watt, 100% load factor, 36 inch depth of burial, and shields short-circuited.
Direct Buried: One single cable, direct-buried, 90°C conductor temperature, 20°C ambient temperature, earth RHO of 90°C-cm/Watt, 100% load factor, 36 inch depth of burial, and shields short-circuited.

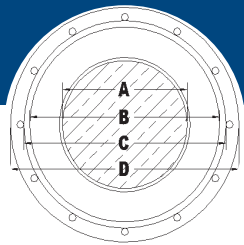
Three Phase Operation (1/3 Neutral Design)

In Duct: Three single cables in plastic duct, direct-buried in a triangular configuration, 90°C conductor temperature, 20°C ambient temperature, earth RHO of 90°C-cm/Watt, 100% load factor, 36 inch depth of burial, and shields short-circuited.
Direct Buried: Three single cables, direct-buried, spaced 7.5 inches horizontally, 90°C conductor temperature, 20°C ambient temperature, earth RHO of 90°C-cm/Watt, 100% load factor, 36 inch depth of burial, and shields short-circuited.



1-800-845-8507 (US)
1-800-263-4405 (West-CAN)
1-800-361-1418 (East-CAN)

www.prysmianusa.com
www.prysmiancanada.com



TRXLPE DOUBLESEAL™

15kV 133%

| Product Number | | Conductor | Insulation Thickness (mil) | Concentric Neutral | Conductor Diameter (in.) | Insulation Diameter (in.) | Insulation Shield Diameter (in.) | Jacket Diameter (in.) | Cable Weight (lbs/ft) | Minimum Bending Radius (in.) | 90°C In Duct | | | | | 90°C Direct Buried | | | | |
|---|------------|--------------|----------------------------|--------------------|--------------------------|---------------------------|----------------------------------|-----------------------|-----------------------|------------------------------|---|--|--|---|-------------------|---|--|--|---|----|
| U.S. Mfg | Canada Mfg | | | (A) | (B) | (C) | (D) | | | † Ampacity (Amps) | +/- Sequence Impedance Resistance (μΩ/ft) | +/- Sequence Impedance Reactance (μΩ/ft) | Zero Sequence Impedance Resistance (μΩ/ft) | Zero Sequence Impedance Reactance (μΩ/ft) | † Ampacity (Amps) | +/- Sequence Impedance Resistance (μΩ/ft) | +/- Sequence Impedance Reactance (μΩ/ft) | Zero Sequence Impedance Resistance (μΩ/ft) | Zero Sequence Impedance Reactance (μΩ/ft) | |
| 15kV 133% Aluminum Single Phase - Full Neutral | | | | | | | | | | | | | | | | | | | | |
| ▲ 300561A | 201057C | 2 SOLID AL | 220 | 10-#14 | 0.258 | 0.74 | 0.81 | 1.05 | 513 | 9 | 123 | 663 | 29 | 663 | 30 | 169 | 663 | 29 | 663 | 30 |
| ▲ 300457A | 201065C | 2 AWG AL | 220 | 10-#14 | 0.284 | 0.77 | 0.84 | 1.07 | 534 | 9 | 124 | 669 | 30 | 669 | 31 | 170 | 669 | 30 | 669 | 31 |
| | | 1 SOLID AL | 220 | 13-#14 | 0.289 | 0.78 | 0.84 | 1.08 | 581 | 9 | 141 | 518 | 28 | 518 | 29 | 193 | 518 | 28 | 518 | 29 |
| | | 1 AWG AL | 220 | 13-#14 | 0.324 | 0.81 | 0.88 | 1.12 | 607 | 9 | 143 | 523 | 27 | 523 | 28 | 194 | 523 | 27 | 523 | 28 |
| ▲ 300562A | 201056C | 1/0 SOLID AL | 220 | 16-#14 | 0.325 | 0.81 | 0.88 | 1.11 | 653 | 9 | 160 | 415 | 27 | 415 | 27 | 219 | 415 | 27 | 415 | 27 |
| ▲ 300459A | 201064C | 1/0 AWG AL | 220 | 16-#14 | 0.364 | 0.85 | 0.92 | 1.15 | 684 | 10 | 162 | 420 | 26 | 420 | 26 | 220 | 420 | 26 | 420 | 26 |
| | | 2/0 AWG AL | 220 | 13-#12 | 0.408 | 0.89 | 0.96 | 1.23 | 817 | 10 | 186 | 328 | 25 | 328 | 25 | 251 | 328 | 25 | 328 | 25 |
| | | 3/0 AWG AL | 220 | 16-#12 | 0.458 | 0.94 | 1.01 | 1.28 | 935 | 11 | 212 | 263 | 24 | 263 | 24 | 284 | 263 | 24 | 263 | 24 |
| ▲ 300468A | | 4/0 AWG AL | 220 | 20-#12 | 0.515 | 1.00 | 1.07 | 1.34 | 1089 | 11 | 243 | 207 | 23 | 207 | 23 | 323 | 207 | 23 | 207 | 23 |
| | | 250 MCM AL | 220 | 16-#10 | 0.561 | 1.06 | 1.14 | 1.46 | 1330 | 12 | 270 | 171 | 22 | 171 | 22 | 358 | 171 | 22 | 171 | 22 |
| | | 350 MCM AL | 220 | 16-#9 | 0.664 | 1.16 | 1.25 | 1.58 | 1645 | 13 | 321 | 130 | 21 | 130 | 20 | 420 | 130 | 21 | 130 | 20 |
| 15kV 133% Aluminum Three Phase - One-Third Neutral | | | | | | | | | | | | | | | | | | | | |
| Q8LØ2ØA | | 2 SOLID AL | 220 | 6-#14 | 0.258 | 0.74 | 0.81 | 1.05 | 467 | 9 | 126 | 329 | 51 | 872 | 30 | 175 | 338 | 103 | 857 | 30 |
| Q8MØ2ØA | | 2 AWG AL | 220 | 6-#14 | 0.284 | 0.77 | 0.84 | 1.08 | 488 | 9 | 126 | 335 | 51 | 879 | 31 | 175 | 344 | 102 | 865 | 31 |
| Q8NØ2ØA | | 1 SOLID AL | 220 | 6-#14 | 0.289 | 0.78 | 0.84 | 1.08 | 499 | 9 | 143 | 261 | 49 | 805 | 29 | 199 | 270 | 100 | 791 | 29 |
| Q8OØ2ØA | | 1 AWG AL | 220 | 6-#14 | 0.324 | 0.81 | 0.88 | 1.12 | 525 | 9 | 144 | 266 | 48 | 811 | 28 | 199 | 275 | 98 | 798 | 28 |
| Q8PØ2ØA | | 1/0 SOLID AL | 220 | 6-#14 | 0.325 | 0.81 | 0.88 | 1.12 | 538 | 9 | 163 | 207 | 47 | 752 | 27 | 225 | 216 | 98 | 739 | 27 |
| Q8QØ2ØA | | 1/0 AWG AL | 220 | 6-#14 | 0.364 | 0.85 | 0.92 | 1.16 | 568 | 10 | 163 | 212 | 46 | 758 | 26 | 225 | 221 | 96 | 745 | 26 |
| Q8RØ2ØA | | 2/0 AWG AL | 220 | 7-#14 | 0.408 | 0.89 | 0.96 | 1.20 | 630 | 10 | 186 | 168 | 44 | 637 | 25 | 255 | 178 | 93 | 627 | 25 |
| Q8SØ2ØA | | 3/0 AWG AL | 220 | 9-#14 | 0.458 | 0.94 | 1.01 | 1.25 | 715 | 11 | 212 | 133 | 43 | 498 | 24 | 286 | 145 | 89 | 491 | 24 |
| ▲ 300458A | 203044C | 4/0 AWG AL | 220 | 11-#14 | 0.515 | 0.99 | 1.05 | 1.29 | 799 | 11 | 241 | 106 | 41 | 405 | 23 | 320 | 120 | 86 | 400 | 23 |
| Q8UØ2ØA | | 250 MCM AL | 220 | 13-#14 | 0.561 | 1.06 | 1.14 | 1.38 | 932 | 12 | 265 | 91 | 40 | 343 | 21 | 345 | 106 | 82 | 339 | 21 |
| Q8VØ2ØA | | 350 MCM AL | 220 | 18-#14 | 0.664 | 1.16 | 1.25 | 1.48 | 1150 | 12 | 319 | 66 | 38 | 247 | 19 | 398 | 84 | 76 | 245 | 19 |
| Q8WØ2ØA | | 500 MCM AL | 220 | 16-#12 | 0.794 | 1.29 | 1.38 | 1.71 | 1563 | 14 | 385 | 48 | 37 | 174 | 18 | 451 | 68 | 67 | 173 | 18 |
| Q8XØ2ØA | | 750 MCM AL | 220 | 24-#12 | 0.974 | 1.48 | 1.56 | 1.90 | 2091 | 16 | 468 | 35 | 35 | 117 | 16 | 507 | 57 | 55 | 116 | 16 |
| Q8YØ2ØA | | 1000 MCM AL | 220 | 20-#10 | 1.124 | 1.63 | 1.74 | 2.12 | 2687 | 17 | 529 | 28 | 33 | 89 | 16 | 549 | 49 | 47 | 88 | 16 |

† Ampacities are based on the following:

Information Subject to Change without Notice.

PRODUCT NOTES:

▲ Items are Prysmian authorized stock.
The above dimensions are approximate and subject to normal manufacturing tolerances.
Single Phase Impedance Values Assume Full Return in the Metallic Shield.

Single Phase Operation (Full Neutral Design)

In Duct: One single cable in plastic duct, direct-buried, 90°C conductor temperature, 20°C ambient temperature, earth RHO of 90°C-cm/Watt, 100% load factor, 36 inch depth of burial, and shields short-circuited.
Direct Buried: One single cable, direct-buried, 90°C conductor temperature, 20°C ambient temperature, earth RHO of 90°C-cm/Watt, 100% load factor, 36 inch depth of burial, and shields short-circuited.

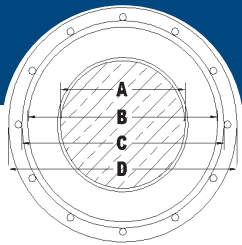
Three Phase Operation (1/3 Neutral Design)

In Duct: Three single cables in plastic duct, direct-buried in a triangular configuration, 90°C conductor temperature, 20°C ambient temperature, earth RHO of 90°C-cm/Watt, 100% load factor, 36 inch depth of burial, and shields short-circuited.
Direct Buried: Three single cables, direct-buried, spaced 7.5 inches horizontally, 90°C conductor temperature, 20°C ambient temperature, earth RHO of 90°C-cm/Watt, 100% load factor, 36 inch depth of burial, and shields short-circuited.



1-800-845-8507 (US)
1-800-263-4405 (West-CAN)
1-800-361-1418 (East-CAN)

www.prysmianusa.com
www.prysmiancanada.com



TRXLPE DOUBLESEAL™

15kV 133%

| Product Number | Conductor | Insulation Thickness (mil/s) | Concentric Neutral | Conductor Diameter (in.) | | | | Jacket Diameter (in.) | Cable Weight (lbs/ft) | Minimum Bending Radius (in.) | † Ampacity (Amps) | 90°C In Duct | | | | 90°C Direct Buried | | | |
|---|--------------|------------------------------|--------------------|--------------------------|------|------|------|-----------------------|-----------------------|------------------------------|-------------------|---|--|--|---|--------------------|---|--|--|
| | | | | (A) | (B) | (C) | (D) | | | | | +/- Sequence Impedance Resistance (μΩ/ft) | +/- Sequence Impedance Reactance (μΩ/ft) | Zero Sequence Impedance Resistance (μΩ/ft) | Zero Sequence Impedance Reactance (μΩ/ft) | † Ampacity (Amps) | +/- Sequence Impedance Resistance (μΩ/ft) | +/- Sequence Impedance Reactance (μΩ/ft) | Zero Sequence Impedance Resistance (μΩ/ft) |
| 15kV 133% Copper Single Phase - Full Neutral | | | | | | | | | | | | | | | | | | | |
| Q83030A | 2 SOLID CU | 220 | 16-#14 | 0.258 | 0.74 | 0.81 | 1.05 | 723 | 9 | 157 | 408 | 31 | 408 | 30 | 215 | 408 | 31 | 408 | 30 |
| Q84030A | 2 AWG CU | 220 | 16-#14 | 0.284 | 0.77 | 0.84 | 1.08 | 744 | 9 | 158 | 412 | 31 | 412 | 31 | 217 | 412 | 31 | 412 | 31 |
| Q85030A | 1 SOLID CU | 220 | 13-#12 | 0.289 | 0.78 | 0.84 | 1.11 | 869 | 9 | 181 | 318 | 29 | 318 | 29 | 245 | 318 | 29 | 318 | 29 |
| Q86030A | 1 AWG CU | 220 | 13-#12 | 0.324 | 0.81 | 0.88 | 1.15 | 897 | 10 | 182 | 322 | 28 | 322 | 28 | 246 | 322 | 28 | 322 | 28 |
| Q87030A | 1/0 SOLID CU | 220 | 16-#12 | 0.325 | 0.81 | 0.88 | 1.15 | 1012 | 10 | 205 | 256 | 28 | 256 | 28 | 277 | 256 | 28 | 256 | 28 |
| Q88030A | 1/0 AWG CU | 220 | 16-#12 | 0.364 | 0.85 | 0.92 | 1.19 | 1043 | 10 | 207 | 258 | 27 | 258 | 27 | 279 | 258 | 27 | 258 | 27 |
| Q89030A | 2/0 AWG CU | 220 | 13-#10 | 0.408 | 0.89 | 0.96 | 1.28 | 1272 | 11 | 237 | 203 | 26 | 203 | 26 | 317 | 203 | 26 | 203 | 26 |
| Q8A030A | 3/0 AWG CU | 220 | 16-#10 | 0.458 | 0.94 | 1.01 | 1.33 | 1497 | 11 | 270 | 163 | 25 | 163 | 24 | 359 | 163 | 25 | 163 | 24 |
| Q8B030A | 4/0 AWG CU | 220 | 16-#9 | 0.515 | 1.00 | 1.07 | 1.41 | 1811 | 12 | 307 | 130 | 23 | 130 | 23 | 407 | 130 | 23 | 130 | 23 |
| 15kV 133% Copper Three Phase - One-Third Neutral | | | | | | | | | | | | | | | | | | | |
| Q83020A | 2 SOLID CU | 220 | 6-#14 | 0.258 | 0.74 | 0.81 | 1.05 | 606 | 9 | 162 | 200 | 51 | 743 | 30 | 223 | 209 | 103 | 728 | 30 |
| Q84020A | 2 AWG CU | 220 | 6-#14 | 0.284 | 0.77 | 0.84 | 1.08 | 627 | 9 | 162 | 203 | 51 | 747 | 31 | 224 | 213 | 102 | 733 | 31 |
| Q85020A | 1 SOLID CU | 220 | 7-#14 | 0.289 | 0.78 | 0.84 | 1.08 | 685 | 9 | 184 | 159 | 49 | 625 | 29 | 252 | 169 | 100 | 613 | 29 |
| Q86020A | 1 AWG CU | 220 | 7-#14 | 0.324 | 0.81 | 0.88 | 1.12 | 713 | 9 | 184 | 162 | 48 | 629 | 28 | 252 | 173 | 98 | 618 | 28 |
| Q87020A | 1/0 SOLID CU | 220 | 9-#14 | 0.325 | 0.81 | 0.88 | 1.12 | 795 | 9 | 209 | 126 | 47 | 489 | 27 | 283 | 139 | 96 | 481 | 27 |
| Q88020A | 1/0 AWG CU | 220 | 9-#14 | 0.364 | 0.85 | 0.92 | 1.16 | 826 | 10 | 210 | 129 | 46 | 492 | 26 | 284 | 141 | 94 | 484 | 26 |
| Q89020A | 2/0 AWG CU | 220 | 11-#14 | 0.408 | 0.89 | 0.96 | 1.20 | 958 | 10 | 238 | 103 | 44 | 400 | 25 | 317 | 117 | 91 | 395 | 25 |
| Q8A020A | 3/0 AWG CU | 220 | 14-#14 | 0.458 | 0.94 | 1.01 | 1.25 | 1127 | 11 | 271 | 82 | 43 | 316 | 23 | 351 | 99 | 86 | 312 | 23 |
| Q8B020A | 4/0 AWG CU | 220 | 18-#14 | 0.515 | 1.00 | 1.07 | 1.31 | 1340 | 11 | 307 | 66 | 41 | 247 | 22 | 385 | 86 | 81 | 245 | 22 |
| Q8C020A | 250 MCM CU | 220 | 21-#14 | 0.561 | 1.06 | 1.14 | 1.38 | 1555 | 12 | 336 | 57 | 40 | 211 | 21 | 410 | 78 | 76 | 210 | 21 |
| Q8D020A | 350 MCM CU | 220 | 18-#12 | 0.664 | 1.16 | 1.25 | 1.52 | 2056 | 13 | 400 | 42 | 38 | 154 | 20 | 457 | 66 | 67 | 153 | 20 |
| Q8E020A | 500 MCM CU | 220 | 17-#10 | 0.794 | 1.29 | 1.38 | 1.75 | 2890 | 14 | 471 | 32 | 36 | 104 | 18 | 501 | 57 | 55 | 104 | 18 |
| Q8F020A | 750 MCM CU | 220 | 20-#9 | 0.974 | 1.48 | 1.56 | 1.96 | 4078 | 16 | 548 | 26 | 34 | 71 | 17 | 559 | 47 | 42 | 71 | 17 |
| Q8G020A | 1000 MCM CU | 220 | 21-#8 | 1.124 | 1.63 | 1.74 | 2.17 | 5308 | 18 | 596 | 23 | 32 | 54 | 16 | 669 | 41 | 35 | 56 | 16 |

† Ampacities are based on the following:

Information Subject to Change without Notice.

PRODUCT NOTES:

▲ Items are Prysmian authorized stock.
The above dimensions are approximate and subject to normal manufacturing tolerances.
Single Phase Impedance Values Assume Full Return in the Metallic Shield.

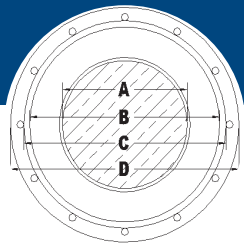
Single Phase Operation (Full Neutral Design)

In Duct: One single cable in plastic duct, direct-buried, 90°C conductor temperature, 20°C ambient temperature, earth RHO of 90°C-cm/Watt, 100% load factor, 36 inch depth of burial, and shields short-circuited.
Direct Buried: One single cable, direct-buried, 90°C conductor temperature, 20°C ambient temperature, earth RHO of 90°C-cm/Watt, 100% load factor, 36 inch depth of burial, and shields short-circuited.

Three Phase Operation (1/3 Neutral Design)

In Duct: Three single cables in plastic duct, direct-buried in a triangular configuration, 90°C conductor temperature, 20°C ambient temperature, earth RHO of 90°C-cm/Watt, 100% load factor, 36 inch depth of burial, and shields short-circuited.
Direct Buried: Three single cables, direct-buried, spaced 7.5 inches horizontally, 90°C conductor temperature, 20°C ambient temperature, earth RHO of 90°C-cm/Watt, 100% load factor, 36 inch depth of burial, and shields short-circuited.





TRXLPE DOUBLESEAL™

25kV 100%

| Product Number | | Conductor | Insulation Thickness (mil) | Concentric Neutral | Conductor Diameter (in.) | Insulation Diameter (in.) | Insulation Shield Diameter (in.) | Jacket Diameter (in.) | Cable Weight (lbs/ft) | Minimum Bending Radius (in.) | 90°C In Duct | | | | | 90°C Direct Buried | | | | |
|---|------------|--------------|----------------------------|--------------------|--------------------------|---------------------------|----------------------------------|-----------------------|-----------------------|------------------------------|-------------------|---|--|--|---|--------------------|---|--|--|---|
| U.S. Mfg | Canada Mfg | | | (A) | (B) | (C) | (D) | | | | † Ampacity (Amps) | +/- Sequence Impedance Resistance (μΩ/ft) | +/- Sequence Impedance Reactance (μΩ/ft) | Zero Sequence Impedance Resistance (μΩ/ft) | Zero Sequence Impedance Reactance (μΩ/ft) | † Ampacity (Amps) | +/- Sequence Impedance Resistance (μΩ/ft) | +/- Sequence Impedance Reactance (μΩ/ft) | Zero Sequence Impedance Resistance (μΩ/ft) | Zero Sequence Impedance Reactance (μΩ/ft) |
| 25kV 100% Aluminum Single Phase - Full Neutral | | | | | | | | | | | | | | | | | | | | |
| Q9N030A | | 1 SOLID AL | 260 | 13-#14 | 0.289 | 0.86 | 0.92 | 1.16 | 638 | 10 | 145 | 518 | 33 | 518 | 33 | 192 | 518 | 33 | 518 | 33 |
| Q9O030A | | 1 AWG AL | 260 | 13-#14 | 0.324 | 0.89 | 0.96 | 1.20 | 666 | 10 | 146 | 523 | 31 | 523 | 32 | 194 | 523 | 31 | 523 | 32 |
| ▲ 301323A | 201055C | 1/0 SOLID AL | 260 | 16-#14 | 0.325 | 0.89 | 0.96 | 1.19 | 716 | 10 | 165 | 415 | 31 | 415 | 31 | 218 | 415 | 31 | 415 | 31 |
| ▲ 301223A | 203201C | 1/0 AWG AL | 260 | 16-#14 | 0.364 | 0.93 | 1.00 | 1.23 | 745 | 10 | 166 | 420 | 30 | 420 | 30 | 219 | 420 | 30 | 420 | 30 |
| Q9R030A | | 2/0 AWG AL | 260 | 13-#12 | 0.408 | 0.97 | 1.04 | 1.31 | 882 | 11 | 190 | 328 | 29 | 328 | 29 | 250 | 328 | 29 | 328 | 29 |
| Q9S030A | | 3/0 AWG AL | 260 | 16-#12 | 0.458 | 1.02 | 1.11 | 1.38 | 1023 | 12 | 217 | 263 | 28 | 263 | 28 | 283 | 263 | 28 | 263 | 28 |
| Q9T030A | | 4/0 AWG AL | 260 | 13-#10 | 0.515 | 1.08 | 1.17 | 1.48 | 1227 | 12 | 248 | 207 | 26 | 207 | 27 | 322 | 207 | 26 | 207 | 27 |
| Q9U030A | | 250 MCM AL | 260 | 16-#10 | 0.561 | 1.14 | 1.22 | 1.54 | 1406 | 13 | 276 | 171 | 25 | 171 | 25 | 356 | 171 | 25 | 171 | 25 |
| Q9V030A | | 350 MCM AL | 260 | 16-#9 | 0.664 | 1.24 | 1.33 | 1.72 | 1792 | 14 | 326 | 130 | 23 | 130 | 23 | 416 | 130 | 23 | 130 | 23 |
| 25kV 100% Aluminum Three Phase - One-Third Neutral | | | | | | | | | | | | | | | | | | | | |
| Q9N020A | | 1 SOLID AL | 260 | 6-#14 | 0.289 | 0.86 | 0.92 | 1.16 | 556 | 10 | 146 | 261 | 53 | 801 | 33 | 196 | 269 | 101 | 786 | 33 |
| Q9O020A | | 1 AWG AL | 260 | 6-#14 | 0.324 | 0.89 | 0.96 | 1.20 | 584 | 10 | 146 | 266 | 52 | 807 | 32 | 196 | 274 | 99 | 792 | 32 |
| Q9P020A | | 1/0 SOLID AL | 260 | 6-#14 | 0.325 | 0.89 | 0.96 | 1.20 | 597 | 10 | 166 | 207 | 51 | 748 | 31 | 222 | 215 | 98 | 734 | 31 |
| Q9Q020A | | 1/0 AWG AL | 260 | 6-#14 | 0.364 | 0.93 | 1.00 | 1.24 | 629 | 10 | 166 | 212 | 50 | 754 | 30 | 222 | 220 | 96 | 740 | 30 |
| Q9R020A | | 2/0 AWG AL | 260 | 7-#14 | 0.408 | 0.97 | 1.04 | 1.28 | 694 | 11 | 189 | 168 | 48 | 634 | 29 | 251 | 177 | 93 | 622 | 29 |
| Q9S020A | | 3/0 AWG AL | 260 | 9-#14 | 0.458 | 1.02 | 1.11 | 1.35 | 801 | 11 | 216 | 133 | 46 | 495 | 27 | 283 | 144 | 90 | 487 | 27 |
| Q9T020A | | 4/0 AWG AL | 260 | 11-#14 | 0.515 | 1.08 | 1.17 | 1.41 | 902 | 12 | 245 | 106 | 45 | 403 | 26 | 317 | 119 | 86 | 397 | 26 |
| Q9U020A | | 250 MCM AL | 260 | 13-#14 | 0.561 | 1.14 | 1.22 | 1.46 | 1004 | 12 | 269 | 90 | 43 | 341 | 25 | 343 | 104 | 83 | 337 | 25 |
| Q9V020A | | 350 MCM AL | 260 | 18-#14 | 0.664 | 1.24 | 1.33 | 1.56 | 1228 | 13 | 322 | 66 | 41 | 246 | 23 | 397 | 82 | 76 | 244 | 23 |
| Q9W020A | | 500 MCM AL | 260 | 16-#12 | 0.794 | 1.37 | 1.46 | 1.79 | 1652 | 15 | 389 | 48 | 40 | 173 | 21 | 451 | 67 | 68 | 172 | 21 |
| Q9X020A | | 750 MCM AL | 260 | 24-#12 | 0.974 | 1.56 | 1.67 | 2.01 | 2234 | 17 | 473 | 34 | 37 | 116 | 19 | 513 | 55 | 57 | 116 | 19 |
| Q9Y020A | | 1000 MCM AL | 260 | 20-#10 | 1.124 | 1.71 | 1.82 | 2.20 | 2797 | 18 | 533 | 28 | 35 | 88 | 18 | 555 | 48 | 49 | 88 | 18 |

† Ampacities are based on the following:

Information Subject to Change without Notice.

PRODUCT NOTES:

▲ Items are Prysmian authorized stock.
The above dimensions are approximate and subject to normal manufacturing tolerances.
Single Phase Impedance Values Assume Full Return in the Metallic Shield.

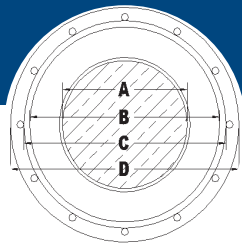
Single Phase Operation (Full Neutral Design)

In Duct: One single cable in plastic duct, direct-buried, 90°C conductor temperature, 20°C ambient temperature, earth RHO of 90°C-cm/Watt, 100% load factor, 36 inch depth of burial, and shields short-circuited.
Direct Buried: One single cable, direct-buried, 90°C conductor temperature, 20°C ambient temperature, earth RHO of 90°C-cm/Watt, 100% load factor, 36 inch depth of burial, and shields short-circuited.

Three Phase Operation (1/3 Neutral Design)

In Duct: Three single cables in plastic duct, direct-buried in a triangular configuration, 90°C conductor temperature, 20°C ambient temperature, earth RHO of 90°C-cm/Watt, 100% load factor, 36 inch depth of burial, and shields short-circuited.
Direct Buried: Three single cables, direct-buried, spaced 7.5 inches horizontally, 90°C conductor temperature, 20°C ambient temperature, earth RHO of 90°C-cm/Watt, 100% load factor, 36 inch depth of burial, and shields short-circuited.





TRXLPE DOUBLESEAL™

25kV 100%

| Product Number | Conductor | Insulation Thickness (mil) | Concentric Neutral | Conductor Diameter (in.) | | | | Insulation Shield Diameter (in.) | Jacket Diameter (in.) | Cable Weight (lbs/ft) | Minimum Bending Radius (in.) | † Ampacity (Amps) | 90°C In Duct | | | | 90°C Direct Buried | | | |
|---|--------------|----------------------------|--------------------|--------------------------|------|------|------|----------------------------------|-----------------------|-----------------------|------------------------------|-------------------|---|--|--|---|--------------------|---|--|--|
| | | | | (A) | (B) | (C) | (D) | | | | | | +/- Sequence Impedance Resistance (μΩ/ft) | +/- Sequence Impedance Reactance (μΩ/ft) | Zero Sequence Impedance Resistance (μΩ/ft) | Zero Sequence Impedance Reactance (μΩ/ft) | † Ampacity (Amps) | +/- Sequence Impedance Resistance (μΩ/ft) | +/- Sequence Impedance Reactance (μΩ/ft) | Zero Sequence Impedance Resistance (μΩ/ft) |
| 25kV 100% Copper Single Phase - Full Neutral | | | | | | | | | | | | | | | | | | | | |
| Q95030A | 1 SOLID CU | 260 | 13-#12 | 0.289 | 0.86 | 0.92 | 1.19 | 928 | 10 | 186 | 318 | 33 | 318 | 34 | 245 | 318 | 33 | 318 | 34 | |
| Q96030A | 1 AWG CU | 260 | 13-#12 | 0.324 | 0.89 | 0.96 | 1.23 | 958 | 10 | 187 | 322 | 32 | 322 | 32 | 246 | 322 | 32 | 322 | 32 | |
| Q97030A | 1/0 SOLID CU | 260 | 16-#12 | 0.325 | 0.89 | 0.96 | 1.23 | 1073 | 10 | 210 | 256 | 32 | 256 | 32 | 277 | 256 | 32 | 256 | 32 | |
| Q98030A | 1/0 AWG CU | 260 | 16-#12 | 0.364 | 0.93 | 1.00 | 1.27 | 1106 | 11 | 212 | 258 | 31 | 258 | 31 | 279 | 258 | 31 | 258 | 31 | |
| Q99030A | 2/0 AWG CU | 260 | 13-#10 | 0.408 | 0.97 | 1.04 | 1.36 | 1339 | 11 | 243 | 203 | 29 | 203 | 29 | 317 | 203 | 29 | 203 | 29 | |
| Q9A030A | 3/0 AWG CU | 260 | 16-#10 | 0.458 | 1.02 | 1.11 | 1.43 | 1588 | 12 | 276 | 163 | 28 | 163 | 28 | 359 | 163 | 28 | 163 | 28 | |
| Q9B030A | 4/0 AWG CU | 260 | 16-#9 | 0.515 | 1.08 | 1.17 | 1.51 | 1907 | 13 | 314 | 130 | 27 | 130 | 27 | 406 | 130 | 27 | 130 | 27 | |
| 25kV 100% Copper Three Phase - One-Third Neutral | | | | | | | | | | | | | | | | | | | | |
| Q95020A | 1 SOLID CU | 260 | 7-#14 | 0.289 | 0.86 | 0.92 | 1.16 | 743 | 10 | 187 | 158 | 53 | 622 | 33 | 249 | 168 | 100 | 609 | 33 | |
| Q96020A | 1 AWG CU | 260 | 7-#14 | 0.324 | 0.89 | 0.96 | 1.20 | 772 | 10 | 187 | 162 | 52 | 626 | 32 | 249 | 172 | 98 | 614 | 32 | |
| Q97020A | 1/0 SOLID CU | 260 | 9-#14 | 0.325 | 0.89 | 0.96 | 1.20 | 854 | 10 | 213 | 126 | 51 | 487 | 31 | 280 | 138 | 97 | 478 | 31 | |
| Q98020A | 1/0 AWG CU | 260 | 9-#14 | 0.364 | 0.93 | 1.00 | 1.24 | 887 | 10 | 213 | 129 | 50 | 490 | 30 | 281 | 140 | 95 | 481 | 30 | |
| Q99020A | 2/0 AWG CU | 260 | 11-#14 | 0.408 | 0.97 | 1.04 | 1.28 | 1021 | 11 | 242 | 103 | 48 | 398 | 29 | 314 | 116 | 91 | 392 | 29 | |
| Q9A020A | 3/0 AWG CU | 260 | 14-#14 | 0.458 | 1.02 | 1.11 | 1.35 | 1213 | 11 | 275 | 82 | 46 | 314 | 27 | 349 | 98 | 87 | 310 | 27 | |
| Q9B020A | 4/0 AWG CU | 260 | 18-#14 | 0.515 | 1.08 | 1.17 | 1.41 | 1429 | 12 | 311 | 66 | 45 | 246 | 26 | 384 | 84 | 82 | 243 | 26 | |
| Q9C020A | 250 MCM CU | 260 | 21-#14 | 0.561 | 1.14 | 1.22 | 1.46 | 1628 | 12 | 341 | 56 | 43 | 210 | 25 | 410 | 76 | 78 | 208 | 25 | |
| Q9D020A | 350 MCM CU | 260 | 18-#12 | 0.664 | 1.24 | 1.33 | 1.60 | 2136 | 13 | 405 | 42 | 41 | 153 | 23 | 460 | 64 | 69 | 152 | 23 | |
| Q9E020A | 500 MCM CU | 260 | 17-#10 | 0.794 | 1.37 | 1.46 | 1.83 | 2981 | 15 | 475 | 32 | 39 | 104 | 21 | 504 | 55 | 57 | 104 | 21 | |
| Q9F020A | 750 MCM CU | 260 | 20-#9 | 0.974 | 1.56 | 1.67 | 2.07 | 4226 | 17 | 556 | 25 | 36 | 71 | 20 | 567 | 45 | 45 | 71 | 20 | |
| Q9G020A | 1000 MCM CU | 260 | 21-#8 | 1.124 | 1.71 | 1.82 | 2.25 | 5421 | 19 | 603 | 22 | 34 | 54 | 18 | 620 | 39 | 37 | 53 | 18 | |

† Ampacities are based on the following:

Information Subject to Change without Notice.

PRODUCT NOTES:

▲ Items are Prysmian authorized stock.
 The above dimensions are approximate and subject to normal manufacturing tolerances.
 Single Phase Impedance Values Assume Full Return in the Metallic Shield.

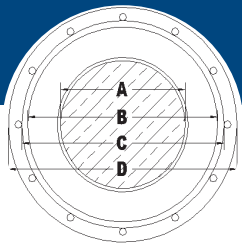
Single Phase Operation (Full Neutral Design)

In Duct: One single cable in plastic duct, direct-buried, 90°C conductor temperature, 20°C ambient temperature, earth RHO of 90°C-cm/Watt, 100% load factor, 36 inch depth of burial, and shields short-circuited.
 Direct Buried: One single cable, direct-buried, 90°C conductor temperature, 20°C ambient temperature, earth RHO of 90°C-cm/Watt, 100% load factor, 36 inch depth of burial, and shields short-circuited.

Three Phase Operation (1/3 Neutral Design)

In Duct: Three single cables in plastic duct, direct-buried in a triangular configuration, 90°C conductor temperature, 20°C ambient temperature, earth RHO of 90°C-cm/Watt, 100% load factor, 36 inch depth of burial, and shields short-circuited.
 Direct Buried: Three single cables, direct-buried, spaced 7.5 inches horizontally, 90°C conductor temperature, 20°C ambient temperature, earth RHO of 90°C-cm/Watt, 100% load factor, 36 inch depth of burial, and shields short-circuited.





TRXLPE **DOUBLESEAL™**

25kV 133%

| Product Number | Conductor | Insulation Thickness (mil/s) | Concentric Neutral | | | | Cable Weight (lbs/ft) | Minimum Bending Radius (in.) | † Ampacity (Amps) | 90°C In Duct | | | | | 90°C Direct Buried | | | | |
|---|--------------|------------------------------|--------------------|-------|------|------|-----------------------|------------------------------|-------------------|---|--|--|---|-------------------|---|--|--|---|----|
| | | | (A) | (B) | (C) | (D) | | | | +/- Sequence Impedance Resistance (μΩ/ft) | +/- Sequence Impedance Reactance (μΩ/ft) | Zero Sequence Impedance Resistance (μΩ/ft) | Zero Sequence Impedance Reactance (μΩ/ft) | † Ampacity (Amps) | +/- Sequence Impedance Resistance (μΩ/ft) | +/- Sequence Impedance Reactance (μΩ/ft) | Zero Sequence Impedance Resistance (μΩ/ft) | Zero Sequence Impedance Reactance (μΩ/ft) | |
| 25kV 133% Aluminum Single Phase - Full Neutral | | | | | | | | | | | | | | | | | | | |
| QAN030A | 1 SOLID AL | 320 | 13-#14 | 0.289 | 0.98 | 1.05 | 1.29 | 735 | 11 | 145 | 518 | 33 | 518 | 33 | 192 | 518 | 33 | 518 | 33 |
| QAO030A | 1 AWG AL | 320 | 13-#14 | 0.324 | 1.01 | 1.08 | 1.32 | 765 | 11 | 146 | 523 | 31 | 523 | 32 | 194 | 523 | 31 | 523 | 32 |
| QAP030A | 1/0 SOLID AL | 320 | 16-#14 | 0.325 | 1.02 | 1.08 | 1.32 | 813 | 11 | 165 | 415 | 31 | 415 | 31 | 218 | 415 | 31 | 415 | 31 |
| QAQ030A | 1/0 AWG AL | 320 | 16-#14 | 0.364 | 1.05 | 1.14 | 1.38 | 869 | 12 | 166 | 420 | 30 | 420 | 30 | 219 | 420 | 30 | 420 | 30 |
| QAR030A | 2/0 AWG AL | 320 | 13-#12 | 0.408 | 1.10 | 1.19 | 1.46 | 1012 | 12 | 190 | 328 | 29 | 328 | 29 | 250 | 328 | 29 | 328 | 29 |
| QAS030A | 3/0 AWG AL | 320 | 16-#12 | 0.458 | 1.15 | 1.24 | 1.51 | 1137 | 13 | 217 | 263 | 28 | 263 | 28 | 283 | 263 | 28 | 263 | 28 |
| QAT030A | 4/0 AWG AL | 320 | 13-#10 | 0.515 | 1.21 | 1.29 | 1.61 | 1349 | 13 | 248 | 207 | 26 | 207 | 27 | 322 | 207 | 26 | 207 | 27 |
| QAU030A | 250 MCM AL | 320 | 16-#10 | 0.561 | 1.26 | 1.35 | 1.72 | 1597 | 14 | 276 | 171 | 25 | 171 | 25 | 356 | 171 | 25 | 171 | 25 |
| QAV030A | 350 MCM AL | 320 | 16-#9 | 0.664 | 1.36 | 1.45 | 1.85 | 1934 | 15 | 326 | 130 | 23 | 130 | 23 | 416 | 130 | 23 | 130 | 23 |
| 25kV 133% Aluminum Three Phase - One-Third Neutral | | | | | | | | | | | | | | | | | | | |
| QAN020A | 1 SOLID AL | 320 | 6-#14 | 0.289 | 0.98 | 1.05 | 1.29 | 653 | 11 | 146 | 261 | 53 | 801 | 33 | 196 | 269 | 101 | 786 | 33 |
| QAO020A | 1 AWG AL | 320 | 6-#14 | 0.324 | 1.01 | 1.08 | 1.32 | 683 | 11 | 146 | 266 | 52 | 807 | 32 | 196 | 274 | 99 | 792 | 32 |
| QAP020A | 1/0 SOLID AL | 320 | 6-#14 | 0.325 | 1.02 | 1.08 | 1.32 | 696 | 11 | 166 | 207 | 51 | 748 | 31 | 222 | 215 | 98 | 734 | 31 |
| QAQ020A | 1/0 AWG AL | 320 | 6-#14 | 0.364 | 1.05 | 1.14 | 1.38 | 752 | 12 | 166 | 212 | 50 | 754 | 30 | 222 | 220 | 96 | 740 | 30 |
| QAR020A | 2/0 AWG AL | 320 | 7-#14 | 0.408 | 1.10 | 1.19 | 1.42 | 821 | 12 | 189 | 168 | 48 | 634 | 29 | 251 | 177 | 93 | 622 | 29 |
| QAS020A | 3/0 AWG AL | 320 | 9-#14 | 0.458 | 1.15 | 1.24 | 1.47 | 912 | 12 | 216 | 133 | 46 | 495 | 27 | 283 | 144 | 90 | 487 | 27 |
| QAT020A | 4/0 AWG AL | 320 | 11-#14 | 0.515 | 1.21 | 1.29 | 1.53 | 1018 | 13 | 245 | 106 | 45 | 403 | 26 | 317 | 119 | 86 | 397 | 26 |
| QAU020A | 250 MCM AL | 320 | 13-#14 | 0.561 | 1.26 | 1.35 | 1.59 | 1125 | 13 | 269 | 90 | 43 | 341 | 25 | 343 | 104 | 83 | 337 | 25 |
| QAV020A | 350 MCM AL | 320 | 18-#14 | 0.664 | 1.36 | 1.45 | 1.75 | 1422 | 14 | 322 | 66 | 41 | 246 | 23 | 397 | 82 | 76 | 244 | 23 |
| QAW020A | 500 MCM AL | 320 | 16-#12 | 0.794 | 1.49 | 1.58 | 1.91 | 1797 | 16 | 389 | 48 | 40 | 173 | 21 | 451 | 67 | 68 | 172 | 21 |
| QAX020A | 750 MCM AL | 320 | 24-#12 | 0.974 | 1.68 | 1.80 | 2.13 | 2398 | 18 | 473 | 34 | 37 | 116 | 19 | 513 | 55 | 57 | 116 | 19 |
| QAY020A | 1000 MCM AL | 320 | 20-#10 | 1.124 | 1.83 | 1.95 | 2.32 | 2975 | 19 | 533 | 28 | 35 | 88 | 18 | 555 | 48 | 49 | 88 | 18 |

† Ampacities are based on the following:

Information Subject to Change without Notice.

PRODUCT NOTES:

▲ Items are Prysmian authorized stock.
The above dimensions are approximate and subject to normal manufacturing tolerances.

Single Phase Impedance Values Assume Full Return in the Metallic Shield.

Single Phase Operation (Full Neutral Design)

In Duct: One single cable in plastic duct, direct-buried, 90°C conductor temperature, 20°C ambient temperature, earth RHO of 90°C-cm/Watt, 100% load factor, 36 inch depth of burial, and shields short-circuited.

Direct Buried: One single cable, direct-buried, 90°C conductor temperature, 20°C ambient temperature, earth RHO of 90°C-cm/Watt, 100% load factor, 36 inch depth of burial, and shields short-circuited.

Three Phase Operation (1/3 Neutral Design)

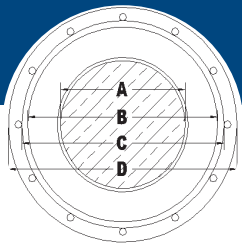
In Duct: Three single cables in plastic duct, direct-buried in a triangular configuration, 90°C conductor temperature, 20°C ambient temperature, earth RHO of 90°C-cm/Watt, 100% load factor, 36 inch depth of burial, and shields short-circuited.

Direct Buried: Three single cables, direct-buried, spaced 7.5 inches horizontally, 90°C conductor temperature, 20°C ambient temperature, earth RHO of 90°C-cm/Watt, 100% load factor, 36 inch depth of burial, and shields short-circuited.



1-800-845-8507 (US)
1-800-263-4405 (West-CAN)
1-800-361-1418 (East-CAN)

www.prysmianusa.com
www.prysmiancanada.com



TRXLPE DOUBLESEAL™

25kV 133%

| Product Number | Conductor | Insulation Thickness (mil) | Concentric Neutral | Conductor Diameter (in.) | | | | Insulation Shield Diameter (in.) | Jacket Diameter (in.) | Cable Weight (lbs/ft) | Minimum Bending Radius (in.) | 90°C In Duct | | | | | 90°C Direct Buried | | | | |
|---|--------------|----------------------------|--------------------|--------------------------|------|------|------|----------------------------------|-----------------------|-----------------------|------------------------------|-------------------|---|--|--|---|--------------------|---|--|--|---|
| | | | | (A) | (B) | (C) | (D) | | | | | † Ampacity (Amps) | +/- Sequence Impedance Resistance (μΩ/ft) | +/- Sequence Impedance Reactance (μΩ/ft) | Zero Sequence Impedance Resistance (μΩ/ft) | Zero Sequence Impedance Reactance (μΩ/ft) | † Ampacity (Amps) | +/- Sequence Impedance Resistance (μΩ/ft) | +/- Sequence Impedance Reactance (μΩ/ft) | Zero Sequence Impedance Resistance (μΩ/ft) | Zero Sequence Impedance Reactance (μΩ/ft) |
| 25kV 133% Copper Single Phase - Full Neutral | | | | | | | | | | | | | | | | | | | | | |
| QA5030A | 1 SOLID CU | 320 | 13-#12 | 0.289 | 0.98 | 1.05 | 1.32 | 1027 | 11 | 186 | 318 | 33 | 318 | 34 | 245 | 318 | 33 | 318 | 34 | | |
| QA6030A | 1 AWG CU | 320 | 13-#12 | 0.324 | 1.01 | 1.08 | 1.35 | 1060 | 11 | 187 | 322 | 32 | 322 | 32 | 246 | 322 | 32 | 322 | 32 | | |
| QA7030A | 1/0 SOLID CU | 320 | 16-#12 | 0.325 | 1.02 | 1.08 | 1.35 | 1175 | 11 | 210 | 256 | 32 | 256 | 32 | 277 | 256 | 32 | 256 | 32 | | |
| QA8030A | 1/0 AWG CU | 320 | 16-#12 | 0.364 | 1.05 | 1.14 | 1.41 | 1233 | 12 | 212 | 258 | 31 | 258 | 31 | 279 | 258 | 31 | 258 | 31 | | |
| QA9030A | 2/0 AWG CU | 320 | 13-#10 | 0.408 | 1.10 | 1.19 | 1.50 | 1473 | 12 | 243 | 203 | 29 | 203 | 29 | 317 | 203 | 29 | 203 | 29 | | |
| QAA030A | 3/0 AWG CU | 320 | 16-#10 | 0.458 | 1.15 | 1.24 | 1.55 | 1706 | 13 | 276 | 163 | 28 | 163 | 28 | 359 | 163 | 28 | 163 | 28 | | |
| QAB030A | 4/0 AWG CU | 320 | 16-#9 | 0.515 | 1.21 | 1.29 | 1.63 | 2032 | 14 | 314 | 130 | 27 | 130 | 27 | 406 | 130 | 27 | 130 | 27 | | |
| 25kV 133% Copper Three Phase - One-Third Neutral | | | | | | | | | | | | | | | | | | | | | |
| QA5020A | 1 SOLID CU | 320 | 7-#14 | 0.289 | 0.98 | 1.05 | 1.29 | 839 | 11 | 187 | 158 | 53 | 622 | 33 | 249 | 168 | 100 | 609 | 33 | | |
| QA6020A | 1 AWG CU | 320 | 7-#14 | 0.324 | 1.01 | 1.08 | 1.32 | 871 | 11 | 187 | 162 | 52 | 626 | 32 | 249 | 172 | 98 | 614 | 32 | | |
| QA7020A | 1/0 SOLID CU | 320 | 9-#14 | 0.325 | 1.02 | 1.08 | 1.32 | 954 | 11 | 213 | 126 | 51 | 487 | 31 | 280 | 138 | 97 | 478 | 31 | | |
| QA8020A | 1/0 AWG CU | 320 | 9-#14 | 0.364 | 1.05 | 1.14 | 1.38 | 1010 | 12 | 213 | 129 | 50 | 490 | 30 | 281 | 140 | 95 | 481 | 30 | | |
| QA9020A | 2/0 AWG CU | 320 | 11-#14 | 0.408 | 1.10 | 1.19 | 1.42 | 1148 | 12 | 242 | 103 | 48 | 398 | 29 | 314 | 116 | 91 | 392 | 29 | | |
| QAA020A | 3/0 AWG CU | 320 | 14-#14 | 0.458 | 1.15 | 1.24 | 1.47 | 1324 | 12 | 275 | 82 | 46 | 314 | 27 | 349 | 98 | 87 | 310 | 27 | | |
| QAB020A | 4/0 AWG CU | 320 | 18-#14 | 0.515 | 1.21 | 1.29 | 1.53 | 1545 | 13 | 311 | 66 | 45 | 246 | 26 | 384 | 84 | 82 | 243 | 26 | | |
| QAC020A | 250 MCM CU | 320 | 21-#14 | 0.561 | 1.26 | 1.35 | 1.59 | 1748 | 13 | 341 | 56 | 43 | 210 | 25 | 410 | 76 | 78 | 208 | 25 | | |
| QAD020A | 350 MCM CU | 320 | 18-#12 | 0.664 | 1.36 | 1.45 | 1.78 | 2333 | 15 | 405 | 42 | 41 | 153 | 23 | 460 | 64 | 69 | 152 | 23 | | |
| QAE020A | 500 MCM CU | 320 | 17-#10 | 0.794 | 1.49 | 1.58 | 1.95 | 3130 | 16 | 475 | 32 | 39 | 104 | 21 | 504 | 55 | 57 | 104 | 21 | | |
| QAF020A | 750 MCM CU | 320 | 20-#9 | 0.974 | 1.68 | 1.80 | 2.20 | 4395 | 18 | 556 | 25 | 36 | 71 | 20 | 567 | 45 | 45 | 71 | 20 | | |
| QAG020A | 1000 MCM CU | 320 | 21-#8 | 1.124 | 1.83 | 1.95 | 2.38 | 5604 | 19 | 603 | 22 | 34 | 54 | 18 | 620 | 39 | 37 | 53 | 18 | | |

†Ampacities are based on the following:

Information Subject to Change without Notice.

PRODUCT NOTES:

▲ Items are Prysmian authorized stock.
 The above dimensions are approximate and subject to normal manufacturing tolerances.
 Single Phase Impedance Values Assume Full Return in the Metallic Shield.

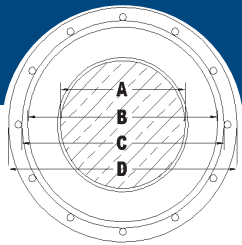
Single Phase Operation (Full Neutral Design)

In Duct: One single cable in plastic duct, direct-buried, 90°C conductor temperature, 20°C ambient temperature, earth RHO of 90°C-cm/Watt, 100% load factor, 36 inch depth of burial, and shields short-circuited.
 Direct Buried: One single cable, direct-buried, 90°C conductor temperature, 20°C ambient temperature, earth RHO of 90°C-cm/Watt, 100% load factor, 36 inch depth of burial, and shields short-circuited.

Three Phase Operation (1/3 Neutral Design)

In Duct: Three single cables in plastic duct, direct-buried in a triangular configuration, 90°C conductor temperature, 20°C ambient temperature, earth RHO of 90°C-cm/Watt, 100% load factor, 36 inch depth of burial, and shields short-circuited.
 Direct Buried: Three single cables, direct-buried, spaced 7.5 inches horizontally, 90°C conductor temperature, 20°C ambient temperature, earth RHO of 90°C-cm/Watt, 100% load factor, 36 inch depth of burial, and shields short-circuited.





TRXLPE DOUBLESEAL™

35kV 100%

| Product Number | Conductor | Insulation Thickness (mil/s) | Concentric Neutral | | | | Cable Weight (lbs/ft) | Minimum Bending Radius (in.) | † Ampacity (Amps) | 90°C In Duct | | | | | 90°C Direct Buried | | | | |
|---|--------------|------------------------------|--------------------|-------|------|------|-----------------------|------------------------------|-------------------|---|--|--|---|-------------------|---|--|--|---|----|
| | | | (A) | (B) | (C) | (D) | | | | +/- Sequence Impedance Resistance (μΩ/ft) | +/- Sequence Impedance Reactance (μΩ/ft) | Zero Sequence Impedance Resistance (μΩ/ft) | Zero Sequence Impedance Reactance (μΩ/ft) | † Ampacity (Amps) | +/- Sequence Impedance Resistance (μΩ/ft) | +/- Sequence Impedance Reactance (μΩ/ft) | Zero Sequence Impedance Resistance (μΩ/ft) | Zero Sequence Impedance Reactance (μΩ/ft) | |
| 35kV 100% Aluminum Single Phase - Full Neutral | | | | | | | | | | | | | | | | | | | |
| QBP030A | 1/0 SOLID AL | 345 | 16-#14 | 0.325 | 1.07 | 1.15 | 1.39 | 877 | 12 | 168 | 415 | 35 | 415 | 35 | 217 | 415 | 35 | 415 | 35 |
| QBQ030A | 1/0 AWG AL | 345 | 16-#14 | 0.364 | 1.10 | 1.19 | 1.43 | 914 | 12 | 169 | 420 | 34 | 420 | 34 | 218 | 420 | 34 | 420 | 34 |
| QBR030A | 2/0 AWG AL | 345 | 13-#12 | 0.408 | 1.15 | 1.24 | 1.51 | 1059 | 13 | 194 | 328 | 32 | 328 | 33 | 249 | 328 | 32 | 328 | 33 |
| QBS030A | 3/0 AWG AL | 345 | 16-#12 | 0.458 | 1.20 | 1.29 | 1.56 | 1186 | 13 | 220 | 263 | 31 | 263 | 31 | 283 | 263 | 31 | 263 | 31 |
| QBT030A | 4/0 AWG AL | 345 | 13-#10 | 0.515 | 1.26 | 1.34 | 1.72 | 1465 | 14 | 252 | 207 | 30 | 207 | 30 | 321 | 207 | 30 | 207 | 30 |
| QBU030A | 250 MCM AL | 345 | 16-#10 | 0.561 | 1.31 | 1.40 | 1.77 | 1653 | 15 | 280 | 171 | 28 | 171 | 28 | 353 | 171 | 28 | 171 | 28 |
| QBV030A | 350 MCM AL | 345 | 16-#9 | 0.664 | 1.41 | 1.50 | 1.90 | 1993 | 16 | 331 | 130 | 26 | 130 | 26 | 416 | 130 | 26 | 130 | 26 |
| 35kV 100% Aluminum Three Phase - One-Third Neutral | | | | | | | | | | | | | | | | | | | |
| QBP020A | 1/0 SOLID AL | 345 | 6-#14 | 0.325 | 1.07 | 1.15 | 1.39 | 760 | 12 | 168 | 207 | 54 | 745 | 35 | 219 | 214 | 98 | 729 | 35 |
| QBQ020A | 1/0 AWG AL | 345 | 6-#14 | 0.364 | 1.10 | 1.19 | 1.43 | 797 | 12 | 168 | 212 | 53 | 751 | 34 | 219 | 219 | 96 | 736 | 34 |
| QBR020A | 2/0 AWG AL | 345 | 7-#14 | 0.408 | 1.15 | 1.24 | 1.47 | 867 | 12 | 191 | 168 | 51 | 631 | 32 | 248 | 176 | 93 | 618 | 32 |
| QBS020A | 3/0 AWG AL | 345 | 9-#14 | 0.458 | 1.20 | 1.29 | 1.52 | 960 | 13 | 218 | 133 | 49 | 493 | 31 | 280 | 143 | 90 | 485 | 31 |
| QBT020A | 4/0 AWG AL | 345 | 11-#14 | 0.515 | 1.26 | 1.34 | 1.58 | 1068 | 13 | 247 | 106 | 47 | 401 | 29 | 314 | 117 | 86 | 395 | 29 |
| QBU020A | 250 MCM AL | 345 | 13-#14 | 0.561 | 1.31 | 1.40 | 1.70 | 1239 | 14 | 271 | 90 | 47 | 340 | 28 | 339 | 103 | 83 | 335 | 28 |
| QBV020A | 350 MCM AL | 345 | 18-#14 | 0.664 | 1.41 | 1.50 | 1.80 | 1478 | 15 | 325 | 66 | 44 | 245 | 25 | 394 | 81 | 77 | 243 | 25 |
| QBW020A | 500 MCM AL | 345 | 16-#12 | 0.794 | 1.54 | 1.66 | 1.99 | 1904 | 16 | 392 | 48 | 42 | 173 | 24 | 452 | 65 | 69 | 171 | 24 |
| QBX020A | 750 MCM AL | 345 | 24-#12 | 0.974 | 1.73 | 1.85 | 2.18 | 2466 | 18 | 476 | 34 | 39 | 116 | 21 | 517 | 54 | 59 | 115 | 21 |
| QBY020A | 1000 MCM AL | 345 | 20-#10 | 1.124 | 1.88 | 2.00 | 2.37 | 3050 | 19 | 536 | 28 | 37 | 88 | 20 | 560 | 47 | 51 | 88 | 20 |

†Ampacities are based on the following:

Information Subject to Change without Notice.

PRODUCT NOTES:

▲ Items are Prysmian authorized stock.
 The above dimensions are approximate and subject to normal manufacturing tolerances.
 Single Phase Impedance Values Assume Full Return in the Metallic Shield.

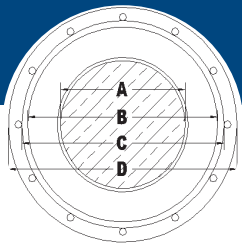
Single Phase Operation (Full Neutral Design)

In Duct: One single cable in plastic duct, direct-buried, 90°C conductor temperature, 20°C ambient temperature, earth RHO of 90°C-cm/Watt, 100% load factor, 36 inch depth of burial, and shields short-circuited.
 Direct Buried: One single cable, direct-buried, 90°C conductor temperature, 20°C ambient temperature, earth RHO of 90°C-cm/Watt, 100% load factor, 36 inch depth of burial, and shields short-circuited.

Three Phase Operation (1/3 Neutral Design)

In Duct: Three single cables in plastic duct, direct-buried in a triangular configuration, 90°C conductor temperature, 20°C ambient temperature, earth RHO of 90°C-cm/Watt, 100% load factor, 36 inch depth of burial, and shields short-circuited.
 Direct Buried: Three single cables, direct-buried, spaced 7.5 inches horizontally, 90°C conductor temperature, 20°C ambient temperature, earth RHO of 90°C-cm/Watt, 100% load factor, 36 inch depth of burial, and shields short-circuited.





TRXLPE DOUBLESEAL™

35kV 100%

| Product Number | Conductor | Insulation Thickness (mil) | Concentric Neutral | Conductor Diameter (in.) | | | | Insulation Shield Diameter (in.) | Jacket Diameter (in.) | Cable Weight (lbs/ft) | Minimum Bending Radius (in.) | † Ampacity (Amps) | 90°C In Duct | | | | 90°C Direct Buried | | | |
|---|--------------|----------------------------|--------------------|--------------------------|------|------|------|----------------------------------|-----------------------|-----------------------|------------------------------|-------------------|---|--|--|---|--------------------|---|--|--|
| | | | | (A) | (B) | (C) | (D) | | | | | | +/- Sequence Impedance Resistance (μΩ/ft) | +/- Sequence Impedance Reactance (μΩ/ft) | Zero Sequence Impedance Resistance (μΩ/ft) | Zero Sequence Impedance Reactance (μΩ/ft) | † Ampacity (Amps) | +/- Sequence Impedance Resistance (μΩ/ft) | +/- Sequence Impedance Reactance (μΩ/ft) | Zero Sequence Impedance Resistance (μΩ/ft) |
| 35kV 100% Copper Single Phase - Full Neutral | | | | | | | | | | | | | | | | | | | | |
| QB7Ø3ØA | 1/0 SOLID CU | 345 | 16-#12 | 0.325 | 1.07 | 1.15 | 1.42 | 1240 | 12 | 215 | 256 | 36 | 256 | 36 | 276 | 256 | 36 | 256 | 36 | |
| QB8Ø3ØA | 1/0 AWG CU | 345 | 16-#12 | 0.364 | 1.10 | 1.19 | 1.46 | 1279 | 12 | 217 | 258 | 34 | 258 | 35 | 278 | 258 | 34 | 258 | 35 | |
| QB9Ø3ØA | 2/0 AWG CU | 345 | 13-#10 | 0.408 | 1.15 | 1.24 | 1.55 | 1522 | 13 | 248 | 203 | 33 | 203 | 33 | 316 | 203 | 33 | 203 | 33 | |
| QBAØ3ØA | 3/0 AWG CU | 345 | 16-#10 | 0.458 | 1.20 | 1.29 | 1.60 | 1756 | 13 | 281 | 163 | 31 | 163 | 31 | 358 | 163 | 31 | 163 | 31 | |
| QBBØ3ØA | 4/0 AWG CU | 345 | 16-#9 | 0.515 | 1.26 | 1.34 | 1.74 | 2149 | 14 | 319 | 130 | 30 | 130 | 30 | 402 | 130 | 30 | 130 | 30 | |
| 35kV 100% Copper Three Phase - One-Third Neutral | | | | | | | | | | | | | | | | | | | | |
| QB7Ø2ØA | 1/0 SOLID CU | 345 | 9-#14 | 0.325 | 1.07 | 1.15 | 1.39 | 1017 | 12 | 216 | 126 | 54 | 484 | 35 | 277 | 137 | 97 | 474 | 35 | |
| QB8Ø2ØA | 1/0 AWG CU | 345 | 9-#14 | 0.364 | 1.10 | 1.19 | 1.43 | 1055 | 12 | 216 | 129 | 53 | 487 | 34 | 278 | 139 | 95 | 478 | 34 | |
| QB9Ø2ØA | 2/0 AWG CU | 345 | 11-#14 | 0.408 | 1.15 | 1.24 | 1.47 | 1194 | 12 | 245 | 103 | 51 | 396 | 32 | 311 | 115 | 92 | 389 | 32 | |
| QBAØ2ØA | 3/0 AWG CU | 345 | 14-#14 | 0.458 | 1.20 | 1.29 | 1.52 | 1372 | 13 | 278 | 82 | 49 | 313 | 31 | 347 | 96 | 87 | 308 | 31 | |
| QBBØ2ØA | 4/0 AWG CU | 345 | 18-#14 | 0.515 | 1.26 | 1.34 | 1.58 | 1595 | 13 | 314 | 66 | 47 | 245 | 29 | 383 | 83 | 83 | 242 | 29 | |
| QBCØ2ØA | 250 MCM CU | 345 | 21-#14 | 0.561 | 1.31 | 1.40 | 1.70 | 1863 | 14 | 344 | 57 | 47 | 210 | 28 | 409 | 74 | 79 | 207 | 28 | |
| QBDØ2ØA | 350 MCM CU | 345 | 18-#12 | 0.664 | 1.41 | 1.50 | 1.83 | 2391 | 15 | 408 | 42 | 44 | 152 | 26 | 461 | 62 | 70 | 151 | 26 | |
| QBEØ2ØA | 500 MCM CU | 345 | 17-#10 | 0.794 | 1.54 | 1.66 | 2.03 | 3239 | 17 | 480 | 32 | 42 | 104 | 24 | 510 | 53 | 59 | 103 | 24 | |
| QBFØ2ØA | 750 MCM CU | 345 | 20-#9 | 0.974 | 1.73 | 1.85 | 2.25 | 4466 | 18 | 561 | 25 | 38 | 71 | 22 | 573 | 44 | 47 | 71 | 22 | |
| QBGØ2ØA | 1000 MCM CU | 345 | 21-#8 | 1.124 | 1.88 | 2.00 | 2.43 | 5680 | 20 | 609 | 22 | 36 | 54 | 20 | 626 | 38 | 39 | 53 | 20 | |

† Ampacities are based on the following:

Information Subject to Change without Notice.

PRODUCT NOTES:

▲ Items are Prysmian authorized stock.
The above dimensions are approximate and subject to normal manufacturing tolerances.
Single Phase Impedance Values Assume Full Return in the Metallic Shield.

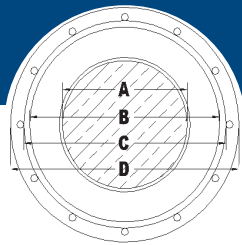
Single Phase Operation (Full Neutral Design)

In Duct: One single cable in plastic duct, direct-buried, 90°C conductor temperature, 20°C ambient temperature, earth RHO of 90°C-cm/Watt, 100% load factor, 36 inch depth of burial, and shields short-circuited.
Direct Buried: One single cable, direct-buried, 90°C conductor temperature, 20°C ambient temperature, earth RHO of 90°C-cm/Watt, 100% load factor, 36 inch depth of burial, and shields short-circuited.

Three Phase Operation (1/3 Neutral Design)

In Duct: Three single cables in plastic duct, direct-buried in a triangular configuration, 90°C conductor temperature, 20°C ambient temperature, earth RHO of 90°C-cm/Watt, 100% load factor, 36 inch depth of burial, and shields short-circuited.
Direct Buried: Three single cables, direct-buried, spaced 7.5 inches horizontally, 90°C conductor temperature, 20°C ambient temperature, earth RHO of 90°C-cm/Watt, 100% load factor, 36 inch depth of burial, and shields short-circuited.





TRXLPE DOUBLESEAL™

35kV 133%

| Product Number | Conductor | Insulation Thickness (mil/s) | Concentric Neutral | | | | Cable Weight (lbs/ft) | Minimum Bending Radius (in.) | † Ampacity (Amps) | 90°C In Duct | | | | | 90°C Direct Buried | | | | |
|---|--------------|------------------------------|--------------------|-------|------|------|-----------------------|------------------------------|-------------------|---|--|--|---|-------------------|---|--|--|---|----|
| | | | (A) | (B) | (C) | (D) | | | | +/- Sequence Impedance Resistance (μΩ/ft) | +/- Sequence Impedance Reactance (μΩ/ft) | Zero Sequence Impedance Resistance (μΩ/ft) | Zero Sequence Impedance Reactance (μΩ/ft) | † Ampacity (Amps) | +/- Sequence Impedance Resistance (μΩ/ft) | +/- Sequence Impedance Reactance (μΩ/ft) | Zero Sequence Impedance Resistance (μΩ/ft) | Zero Sequence Impedance Reactance (μΩ/ft) | |
| 35kV 133% Aluminum Single Phase - Full Neutral | | | | | | | | | | | | | | | | | | | |
| QCP030A | 1/0 SOLID AL | 420 | 16-#14 | 0.325 | 1.22 | 1.31 | 1.55 | 1021 | 13 | 168 | 415 | 35 | 415 | 35 | 217 | 415 | 35 | 415 | 35 |
| QCQ030A | 1/0 AWG AL | 420 | 16-#14 | 0.364 | 1.26 | 1.35 | 1.58 | 1062 | 13 | 169 | 420 | 34 | 420 | 34 | 218 | 420 | 34 | 420 | 34 |
| QCR030A | 2/0 AWG AL | 420 | 13-#12 | 0.408 | 1.30 | 1.39 | 1.72 | 1279 | 14 | 194 | 328 | 32 | 328 | 33 | 249 | 328 | 32 | 328 | 33 |
| QCS030A | 3/0 AWG AL | 420 | 16-#12 | 0.458 | 1.35 | 1.44 | 1.77 | 1412 | 15 | 220 | 263 | 31 | 263 | 31 | 283 | 263 | 31 | 263 | 31 |
| QCT030A | 4/0 AWG AL | 420 | 13-#10 | 0.515 | 1.41 | 1.50 | 1.87 | 1641 | 15 | 252 | 207 | 30 | 207 | 30 | 321 | 207 | 30 | 207 | 30 |
| QCU030A | 250 MCM AL | 420 | 16-#10 | 0.561 | 1.46 | 1.55 | 1.93 | 1834 | 16 | 280 | 171 | 28 | 171 | 28 | 353 | 171 | 28 | 171 | 28 |
| QCV030A | 350 MCM AL | 420 | 16-#9 | 0.664 | 1.57 | 1.68 | 2.08 | 2234 | 17 | 331 | 130 | 26 | 130 | 26 | 416 | 130 | 26 | 130 | 26 |
| 35kV 133% Aluminum Three Phase - One-Third Neutral | | | | | | | | | | | | | | | | | | | |
| QCP020A | 1/0 SOLID AL | 420 | 6-#14 | 0.325 | 1.22 | 1.31 | 1.55 | 904 | 13 | 168 | 207 | 54 | 745 | 35 | 219 | 214 | 98 | 729 | 35 |
| QCQ020A | 1/0 AWG AL | 420 | 6-#14 | 0.364 | 1.26 | 1.35 | 1.58 | 945 | 13 | 168 | 212 | 53 | 751 | 34 | 219 | 219 | 96 | 736 | 34 |
| QCR020A | 2/0 AWG AL | 420 | 7-#14 | 0.408 | 1.30 | 1.39 | 1.63 | 1019 | 14 | 191 | 168 | 51 | 631 | 32 | 248 | 176 | 93 | 618 | 32 |
| QCS020A | 3/0 AWG AL | 420 | 9-#14 | 0.458 | 1.35 | 1.44 | 1.74 | 1182 | 14 | 218 | 133 | 49 | 493 | 31 | 280 | 143 | 90 | 485 | 31 |
| QCT020A | 4/0 AWG AL | 420 | 11-#14 | 0.515 | 1.41 | 1.50 | 1.80 | 1297 | 15 | 247 | 106 | 47 | 401 | 29 | 314 | 117 | 86 | 395 | 29 |
| QCU020A | 250 MCM AL | 420 | 13-#14 | 0.561 | 1.46 | 1.55 | 1.85 | 1412 | 15 | 271 | 90 | 47 | 340 | 28 | 339 | 103 | 83 | 335 | 28 |
| QCV020A | 350 MCM AL | 420 | 18-#14 | 0.664 | 1.57 | 1.68 | 1.98 | 1706 | 16 | 325 | 66 | 44 | 245 | 25 | 394 | 81 | 77 | 243 | 25 |
| QCW020A | 500 MCM AL | 420 | 16-#12 | 0.794 | 1.70 | 1.81 | 2.15 | 2107 | 18 | 392 | 48 | 42 | 173 | 24 | 452 | 65 | 69 | 171 | 24 |
| QCX020A | 750 MCM AL | 420 | 24-#12 | 0.974 | 1.88 | 2.00 | 2.33 | 2687 | 19 | 476 | 34 | 39 | 116 | 21 | 517 | 54 | 59 | 115 | 21 |
| QCY020A | 1000 MCM AL | 420 | 20-#10 | 1.124 | 2.03 | 2.15 | 2.53 | 3290 | 21 | 536 | 28 | 37 | 88 | 20 | 560 | 47 | 51 | 88 | 20 |

†Ampacities are based on the following:

Information Subject to Change without Notice.

PRODUCT NOTES:

▲ Items are Prysmian authorized stock.
 The above dimensions are approximate and subject to normal manufacturing tolerances.
 Single Phase Impedance Values Assume Full Return in the Metallic Shield.

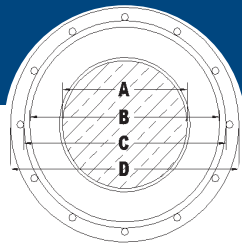
Single Phase Operation (Full Neutral Design)

In Duct: One single cable in plastic duct, direct-buried, 90°C conductor temperature, 20°C ambient temperature, earth RHO of 90°C-cm/Watt, 100% load factor, 36 inch depth of burial, and shields short-circuited.
 Direct Buried: One single cable, direct-buried, 90°C conductor temperature, 20°C ambient temperature, earth RHO of 90°C-cm/Watt, 100% load factor, 36 inch depth of burial, and shields short-circuited.

Three Phase Operation (1/3 Neutral Design)

In Duct: Three single cables in plastic duct, direct-buried in a triangular configuration, 90°C conductor temperature, 20°C ambient temperature, earth RHO of 90°C-cm/Watt, 100% load factor, 36 inch depth of burial, and shields short-circuited.
 Direct Buried: Three single cables, direct-buried, spaced 7.5 inches horizontally, 90°C conductor temperature, 20°C ambient temperature, earth RHO of 90°C-cm/Watt, 100% load factor, 36 inch depth of burial, and shields short-circuited.





TRXLPE DOUBLESEAL™

35kV 133%

| Product Number | Conductor | Insulation Thickness (mil) | Concentric Neutral | Conductor Diameter (in.) | | | | Insulation Shield Diameter (in.) | Jacket Diameter (in.) | Cable Weight (lbs/ft) | Minimum Bending Radius (in.) | † Ampacity (Amps) | 90°C In Duct | | | | 90°C Direct Buried | | | |
|---|--------------|----------------------------|--------------------|--------------------------|------|------|------|----------------------------------|-----------------------|-----------------------|------------------------------|-------------------|---|--|--|---|--------------------|---|--|--|
| | | | | (A) | (B) | (C) | (D) | | | | | | +/- Sequence Impedance Resistance (μΩ/ft) | +/- Sequence Impedance Reactance (μΩ/ft) | Zero Sequence Impedance Resistance (μΩ/ft) | Zero Sequence Impedance Reactance (μΩ/ft) | † Ampacity (Amps) | +/- Sequence Impedance Resistance (μΩ/ft) | +/- Sequence Impedance Reactance (μΩ/ft) | Zero Sequence Impedance Resistance (μΩ/ft) |
| 35kV 133% Copper Single Phase - Full Neutral | | | | | | | | | | | | | | | | | | | | |
| QC7Ø3ØA | 1/0 SOLID CU | 420 | 16-#12 | 0.325 | 1.22 | 1.31 | 1.58 | 1388 | 13 | 215 | 256 | 36 | 256 | 36 | 276 | 256 | 36 | 256 | 36 | |
| QC8Ø3ØA | 1/0 AWG CU | 420 | 16-#12 | 0.364 | 1.26 | 1.35 | 1.62 | 1430 | 13 | 217 | 258 | 34 | 258 | 35 | 278 | 258 | 34 | 258 | 35 | |
| QC9Ø3ØA | 2/0 AWG CU | 420 | 13-#10 | 0.408 | 1.30 | 1.39 | 1.76 | 1748 | 15 | 248 | 203 | 33 | 203 | 33 | 316 | 203 | 33 | 203 | 33 | |
| QCAØ3ØA | 3/0 AWG CU | 420 | 16-#10 | 0.458 | 1.35 | 1.44 | 1.81 | 1988 | 15 | 281 | 163 | 31 | 163 | 31 | 358 | 163 | 31 | 163 | 31 | |
| QCBØ3ØA | 4/0 AWG CU | 420 | 16-#9 | 0.515 | 1.41 | 1.50 | 1.90 | 2328 | 16 | 319 | 130 | 30 | 130 | 30 | 402 | 130 | 30 | 130 | 30 | |
| 35kV 133% Copper Three Phase - One-Third Neutral | | | | | | | | | | | | | | | | | | | | |
| QC7Ø2ØA | 1/0 SOLID CU | 420 | 9-#14 | 0.325 | 1.22 | 1.31 | 1.55 | 1161 | 13 | 216 | 126 | 54 | 484 | 35 | 277 | 137 | 97 | 474 | 35 | |
| QC8Ø2ØA | 1/0 AWG CU | 420 | 9-#14 | 0.364 | 1.26 | 1.35 | 1.58 | 1202 | 13 | 216 | 129 | 53 | 487 | 34 | 278 | 139 | 95 | 478 | 34 | |
| QC9Ø2ØA | 2/0 AWG CU | 420 | 11-#14 | 0.408 | 1.30 | 1.39 | 1.63 | 1346 | 14 | 245 | 103 | 51 | 396 | 32 | 311 | 115 | 92 | 389 | 32 | |
| QCAØ2ØA | 3/0 AWG CU | 420 | 14-#14 | 0.458 | 1.35 | 1.44 | 1.74 | 1594 | 14 | 278 | 82 | 49 | 313 | 31 | 347 | 96 | 87 | 308 | 31 | |
| QCBØ2ØA | 4/0 AWG CU | 420 | 18-#14 | 0.515 | 1.41 | 1.50 | 1.80 | 1824 | 15 | 314 | 66 | 47 | 245 | 29 | 383 | 83 | 83 | 242 | 29 | |
| QCCØ2ØA | 250 MCM CU | 420 | 21-#14 | 0.561 | 1.46 | 1.55 | 1.85 | 2036 | 15 | 344 | 57 | 47 | 210 | 28 | 409 | 74 | 79 | 207 | 28 | |
| QCDØ2ØA | 350 MCM CU | 420 | 18-#12 | 0.664 | 1.57 | 1.68 | 2.02 | 2623 | 17 | 408 | 42 | 44 | 152 | 26 | 461 | 62 | 70 | 151 | 26 | |
| QCEØ2ØA | 500 MCM CU | 420 | 17-#10 | 0.794 | 1.70 | 1.81 | 2.19 | 3446 | 18 | 480 | 32 | 42 | 104 | 24 | 510 | 53 | 59 | 103 | 24 | |
| QCFØ2ØA | 750 MCM CU | 420 | 20-#9 | 0.974 | 1.88 | 2.00 | 2.40 | 4694 | 20 | 561 | 25 | 38 | 71 | 22 | 573 | 44 | 47 | 71 | 22 | |
| QCGØ2ØA | 1000 MCM CU | 420 | 21-#8 | 1.124 | 2.03 | 2.15 | 2.58 | 5925 | 21 | 609 | 22 | 36 | 54 | 20 | 626 | 38 | 39 | 53 | 20 | |

†Ampacities are based on the following:

Information Subject to Change without Notice.

PRODUCT NOTES:

▲ Items are Prysmian authorized stock.
 The above dimensions are approximate and subject to normal manufacturing tolerances.
 Single Phase Impedance Values Assume Full Return in the Metallic Shield.

Single Phase Operation (Full Neutral Design)

In Duct: One single cable in plastic duct, direct-buried, 90°C conductor temperature, 20°C ambient temperature, earth RHO of 90°C-cm/Watt, 100% load factor, 36 inch depth of burial, and shields short-circuited.
 Direct Buried: One single cable, direct-buried, 90°C conductor temperature, 20°C ambient temperature, earth RHO of 90°C-cm/Watt, 100% load factor, 36 inch depth of burial, and shields short-circuited.

Three Phase Operation (1/3 Neutral Design)

In Duct: Three single cables in plastic duct, direct-buried in a triangular configuration, 90°C conductor temperature, 20°C ambient temperature, earth RHO of 90°C-cm/Watt, 100% load factor, 36 inch depth of burial, and shields short-circuited.
 Direct Buried: Three single cables, direct-buried, spaced 7.5 inches horizontally, 90°C conductor temperature, 20°C ambient temperature, earth RHO of 90°C-cm/Watt, 100% load factor, 36 inch depth of burial, and shields short-circuited.



1-800-845-8507 (US)
 1-800-263-4405 (West-CAN)
 1-800-361-1418 (East-CAN)

www.prysmianusa.com
 www.prysmiancanada.com