

### Description

Single conductor cable with filled strand or solid aluminum or copper conductors, triple extruded insulation system consisting of a thermosetting semiconducting conductor shield, high dielectric strength VOLTALENE® TRXLPE insulation, thermosetting semiconducting insulation shield, Water Swellable Layer, LC Shield®, Water Swellable Bridging Tape, linear low-density polyethylene (LLDPE) jacket.

### Specifications

### Ratings


**CSA** CSA C68.5

-40°C

**ICEA** ICEA T-31-610

**ICEA** ICEA T-34-664

For 90°C continuous, 130°C emergency, 250°C short-circuit operation.



### Design Parameters

#### Conductor

- Solid Class B compact or compressed concentric strand aluminum alloy 1350 or soft drawn annealed copper per ASTM. Stranded conductors are water-blocked with STRANDSEAL® conductor filling compound.

#### Conductor Shield

- Extruded thermosetting semiconducting shield which is free stripping from the conductor and bonded to the insulation.

#### Insulation

- Natural high dielectric strength VOLTALENE® TRXLPE insulation, exhibiting an optimum balance of mechanical and electrical properties, insuring resistance to treeing.

#### Insulation Shield

- Extruded thermosetting semiconducting shield with controlled adhesion to the insulation providing the required balance between electrical integrity and ease of stripping

#### Water Swellable Layer

- Semi-conducting water swellable tape applied underneath the LC Shield®

#### LC Shield®

- A transversely corrugated copper tape is longitudinally applied over the semiconducting water swellable tape, overlapped, and sealed with a flexible hot-melt adhesive. This design prevents the ingress of water radially into the insulation system and accommodates the expansion and contraction of the cable during thermal cycling. Ripcords are applied under LC Shield® and semi-conducting tape to facilitate removal.

#### Water Swellable Layer

- Water swellable agents over the LC Shield® and water swellable bridging tape centered over the LC Shield® overlap.

#### Jacket

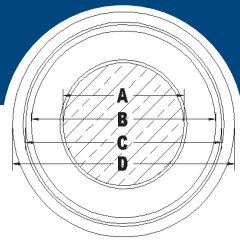
- Black insulating sunlight resistant linear low-density polyethylene jacket tightly applied over the LC Shield® with three extruded red stripes.

### Options

- Black jacket with no stripes
- EPROTENAX® (EPR) insulation
- Multiplex cables
- Super smooth conductor shield
- Cables made to AEIC CS8 and/or ICEA S-97-682
- 46kV

### Installations

- |                  |                 |
|------------------|-----------------|
| Conduit in Air   | Direct Buried   |
| Underground Duct | Isolated in Air |
| Wet Locations    | Dry Locations   |
| With Messenger   | Utility Primary |



# TRXLPE TRIPLESEAL<sup>®</sup> CSA

15kV 100%

Product Number	Conductor	Insulation Thickness (mils)	LC Shield Thickness	Conductor Diameter (mm)	Insulation Diameter (mm)	Insulation Shield Diameter (mm)	Jacket Diameter (mm)	Cable Weight (kg/km)	Minimum Bending Radius (mm)	90°C In Duct					90°C Direct Buried				
										† Ampacity (Amps)	+/- Sequence Impedance Resistance (Ω/km)	+/- Sequence Impedance Reactance (Ω/km)	Zero Sequence Impedance Resistance (Ω/km)	Zero Sequence Impedance Reactance (Ω/km)	† Ampacity (Amps)	+/- Sequence Impedance Resistance (Ω/km)	+/- Sequence Impedance Reactance (Ω/km)	Zero Sequence Impedance Resistance (Ω/km)	Zero Sequence Impedance Reactance (Ω/km)
<b>15kV 100% Aluminum Three Phase 8 mil LC</b>																			
Q7Q12ZC	1/0 AWG AL	175	8 mil LC	8.59	18.69	20.37	27.94	804	356	165	0.70	0.15	2.27	0.08	228	0.73	0.31	2.24	0.08
Q7R12ZC	2/0 AWG AL	175	8 mil LC	9.60	19.71	21.39	28.96	876	356	188	0.55	0.15	2.05	0.08	258	0.58	0.30	2.02	0.08
Q7S12ZC	3/0 AWG AL	175	8 mil LC	10.82	20.93	22.61	30.18	964	381	215	0.44	0.14	1.86	0.07	292	0.47	0.30	1.83	0.07
Q7T12ZC	4/0 AWG AL	175	8 mil LC	12.14	22.25	23.93	31.50	1024	381	244	0.35	0.14	1.69	0.07	328	0.38	0.29	1.67	0.07
Q7U12ZC	250 MCM AL	175	8 mil LC	13.28	23.65	25.32	32.89	1179	406	268	0.30	0.13	1.57	0.07	357	0.33	0.28	1.55	0.07
Q7V12ZC	350 MCM AL	175	8 mil LC	15.72	26.09	28.22	35.79	1433	432	323	0.21	0.13	1.36	0.06	420	0.25	0.26	1.34	0.06
Q7W12ZC	500 MCM AL	175	8 mil LC	18.80	29.16	31.29	38.86	1751	483	393	0.15	0.12	1.18	0.06	495	0.19	0.25	1.17	0.06
Q7X12ZC	750 MCM AL	175	8 mil LC	23.11	33.73	35.86	45.01	2413	559	488	0.10	0.12	1.00	0.05	586	0.14	0.23	1.00	0.05
Q7Y12ZC	1000 MCM AL	175	8 mil LC	26.92	37.54	39.67	48.82	2910	610	563	0.08	0.11	0.89	0.05	654	0.12	0.22	0.88	0.05
<b>15kV 100% Aluminum Three Phase 10 mil LC</b>																			
Q7Q13ZC	1/0 AWG AL	175	10 mil LC	8.59	18.69	20.37	27.94	849	356	165	0.70	0.15	1.96	0.08	227	0.74	0.31	1.93	0.08
Q7R13ZC	2/0 AWG AL	175	10 mil LC	9.60	19.71	21.39	28.96	922	356	188	0.55	0.15	1.75	0.08	257	0.59	0.30	1.73	0.08
Q7S13ZC	3/0 AWG AL	175	10 mil LC	10.82	20.93	22.61	30.18	1012	381	215	0.44	0.14	1.57	0.07	290	0.48	0.29	1.55	0.07
Q7T13ZC	4/0 AWG AL	175	10 mil LC	12.14	22.25	23.93	31.50	1075	381	244	0.35	0.14	1.42	0.07	325	0.39	0.28	1.40	0.07
Q7U13ZC	250 MCM AL	175	10 mil LC	13.28	23.65	25.32	32.89	1232	406	268	0.30	0.13	1.31	0.07	353	0.34	0.27	1.30	0.07
Q7V13ZC	350 MCM AL	175	10 mil LC	15.72	26.09	28.22	35.79	1491	432	323	0.21	0.13	1.13	0.06	414	0.26	0.26	1.11	0.06
Q7W13ZC	500 MCM AL	175	10 mil LC	18.80	29.16	31.29	38.86	1815	483	391	0.15	0.12	0.97	0.06	486	0.20	0.25	0.97	0.06
Q7X13ZC	750 MCM AL	175	10 mil LC	23.11	33.73	35.86	45.01	2485	559	485	0.11	0.12	0.82	0.05	571	0.15	0.23	0.82	0.05
Q7Y13ZC	1000 MCM AL	175	10 mil LC	26.92	37.54	39.67	48.82	2988	610	559	0.08	0.11	0.73	0.05	634	0.12	0.22	0.72	0.05

†Ampacities are based on the following:

Information Subject to Change without Notice.

**PRODUCT NOTES:**

▲ Items are Prysmian authorized stock.  
 The above dimensions are approximate and subject to normal manufacturing tolerances.  
 All metric (SI) dimensions are derived from a soft conversion.

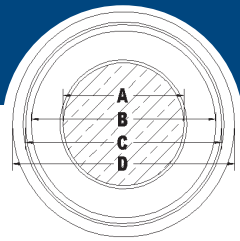
**Three Phase Operation**

In Duct: Three single cables in plastic duct, direct-buried in a triangular configuration, 90°C conductor temperature, 20°C ambient temperature, earth RHO of 90°C-cm/Watt, 100% load factor, 36 inch depth of burial, and shields short-circuited.  
 Direct-Buried: Three single cables direct-buried, spaced 7.5 inches horizontally, 90°C conductor temperature, 20°C ambient temperature, earth RHO of 90°C-cm/Watt, 100% load factor, 36 inch depth of burial, and shields short-circuited.



1-800-845-8507 (US)  
 1-800-263-4405 (West-CAN)  
 1-800-361-1418 (East-CAN)

www.prysmianusa.com  
 www.prysmiancanada.com



# TRXLPE TRIPLESEAL<sup>®</sup> CSA

15kV 100%

Product Number	Conductor	Insulation Thickness (mils)	LC Shield Thickness	Conductor Diameter (mm)	Insulation Diameter (mm)	Insulation Shield Diameter (mm)	Jacket Diameter (mm)	Cable Weight (kg/km)	Minimum Bending Radius (mm)	90°C In Duct					90°C Direct Buried				
										† Ampacity (Amps)	+/- Sequence Impedance Resistance (Ω/km)	+/- Sequence Impedance Reactance (Ω/km)	Zero Sequence Impedance Resistance (Ω/km)	Zero Sequence Impedance Reactance (Ω/km)	† Ampacity (Amps)	+/- Sequence Impedance Resistance (Ω/km)	+/- Sequence Impedance Reactance (Ω/km)	Zero Sequence Impedance Resistance (Ω/km)	Zero Sequence Impedance Reactance (Ω/km)
<b>15kV 100% Copper Three Phase 8 mil LC</b>																			
Q7812ZC	1/0 AWG CU	175	8 mil LC	8.59	18.69	20.37	27.94	1138	356	212	0.42	0.15	2.00	0.08	290	0.45	0.31	1.97	0.08
Q7912ZC	2/0 AWG CU	175	8 mil LC	9.60	19.71	21.39	28.96	1297	356	241	0.34	0.15	1.84	0.08	327	0.37	0.30	1.81	0.08
Q7A12ZC	3/0 AWG CU	175	8 mil LC	10.82	20.93	22.61	30.18	1495	381	274	0.27	0.14	1.69	0.07	367	0.30	0.30	1.66	0.07
Q7B12ZC	4/0 AWG CU	175	8 mil LC	12.14	22.25	23.93	31.50	1743	381	312	0.21	0.14	1.56	0.07	411	0.25	0.29	1.53	0.07
Q7C12ZC	250 MCM CU	175	8 mil LC	13.28	23.65	25.32	32.89	1970	406	342	0.18	0.13	1.45	0.07	445	0.22	0.28	1.44	0.07
Q7D12ZC	350 MCM CU	175	8 mil LC	15.72	26.09	28.22	35.79	2541	432	411	0.13	0.13	1.27	0.06	518	0.17	0.26	1.26	0.06
Q7E12ZC	500 MCM CU	175	8 mil LC	18.77	29.13	31.27	38.84	3334	483	496	0.09	0.12	1.12	0.06	601	0.13	0.25	1.11	0.06
Q7F12ZC	750 MCM CU	175	8 mil LC	24.59	35.20	37.34	46.48	4905	559	606	0.07	0.12	0.97	0.05	694	0.10	0.23	0.96	0.05
Q7G12ZC	1000 MCM CU	175	8 mil LC	28.37	38.99	41.63	50.77	6265	610	688	0.05	0.11	0.86	0.05	760	0.09	0.22	0.86	0.05
<b>15kV 100% Copper Three Phase 10 mil LC</b>																			
Q7813ZC	1/0 AWG CU	175	10 mil LC	8.59	18.69	20.37	27.94	1183	356	212	0.42	0.15	1.68	0.08	288	0.46	0.31	1.66	0.08
Q7913ZC	2/0 AWG CU	175	10 mil LC	9.60	19.71	21.39	28.96	1343	356	241	0.34	0.15	1.54	0.08	324	0.38	0.30	1.51	0.08
Q7A13ZC	3/0 AWG CU	175	10 mil LC	10.82	20.93	22.61	30.18	1543	381	274	0.27	0.14	1.40	0.07	364	0.31	0.29	1.38	0.07
Q7B13ZC	4/0 AWG CU	175	10 mil LC	12.14	22.25	23.93	31.50	1795	381	311	0.21	0.14	1.29	0.07	406	0.26	0.28	1.27	0.07
Q7C13ZC	250 MCM CU	175	10 mil LC	13.28	23.65	25.32	32.89	2023	406	341	0.18	0.13	1.20	0.07	438	0.22	0.27	1.18	0.07
Q7D13ZC	350 MCM CU	175	10 mil LC	15.72	26.09	28.22	35.79	2599	432	410	0.13	0.13	1.05	0.06	507	0.17	0.26	1.04	0.06
Q7E13ZC	500 MCM CU	175	10 mil LC	18.77	29.13	31.27	38.84	3397	483	493	0.10	0.12	0.92	0.06	585	0.14	0.25	0.91	0.06
Q7F13XC	750 MCM CU	175	10 mil LC	24.59	35.20	37.34	46.48	4979	559	601	0.07	0.12	0.79	0.05	670	0.11	0.23	0.78	0.05
Q7G13XC	1000 MCM CU	175	10 mil LC	28.37	38.99	41.63	50.77	6346	610	680	0.06	0.11	0.70	0.05	727	0.10	0.22	0.70	0.05

†Ampacities are based on the following:

Information Subject to Change without Notice.

**PRODUCT NOTES:**

▲ Items are Prysmian authorized stock.  
 The above dimensions are approximate and subject to normal manufacturing tolerances.  
 All metric (SI) dimensions are derived from a soft conversion.

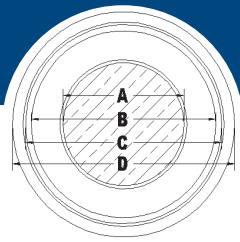
**Three Phase Operation**

In Duct: Three single cables in plastic duct, direct-buried in a triangular configuration, 90°C conductor temperature, 20°C ambient temperature, earth RHO of 90°C-cm/Watt, 100% load factor, 36 inch depth of burial, and shields short-circuited.  
 Direct-Buried: Three single cables direct-buried, spaced 7.5 inches horizontally, 90°C conductor temperature, 20°C ambient temperature, earth RHO of 90°C-cm/Watt, 100% load factor, 36 inch depth of burial, and shields short-circuited.



1-800-845-8507 (US)  
 1-800-263-4405 (West-CAN)  
 1-800-361-1418 (East-CAN)

www.prysmianusa.com  
 www.prysmiancanada.com



# TRXLPE TRIPLESEAL<sup>®</sup> CSA

## 15kV 133%

Product Number	Conductor	Insulation Thickness (mils)	LC Shield Thickness	Conductor Diameter (mm)	Insulation Diameter (mm)	Insulation Shield Diameter (mm)	Jacket Diameter (mm)	Cable Weight (kg/km)	Minimum Bending Radius (mm)	† Ampacity (Amps)	90°C In Duct					90°C Direct Buried				
											+/- Sequence Impedance Resistance (Ω/km)	+/- Sequence Impedance Reactance (Ω/km)	Zero Sequence Impedance Resistance (Ω/km)	Zero Sequence Impedance Reactance (Ω/km)	† Ampacity (Amps)	+/- Sequence Impedance Resistance (Ω/km)	+/- Sequence Impedance Reactance (Ω/km)	Zero Sequence Impedance Resistance (Ω/km)	Zero Sequence Impedance Reactance (Ω/km)	
<b>15kV 133% Aluminum Three Phase 8 mil LC</b>																				
Q8M12ZC	2 AWG AL	220	8 mil LC	6.81	19.25	20.93	28.50	795	356	129	1.10	0.18	2.65	0.11	176	1.13	0.33	2.60	0.11	
Q8N12ZC	1 SOLID AL	220	8 mil LC	7.34	19.79	21.46	29.03	831	356	146	0.86	0.17	2.40	0.10	199	0.89	0.33	2.35	0.10	
Q8O12ZC	1 AWG AL	220	8 mil LC	7.65	20.09	21.77	29.34	852	356	147	0.87	0.17	2.35	0.10	200	0.91	0.32	2.31	0.10	
Q8P12ZC	1/0 SOLID AL	220	8 mil LC	8.26	20.70	22.38	29.95	895	381	167	0.68	0.16	2.16	0.09	226	0.71	0.32	2.12	0.09	
Q8Q12ZC	1/0 AWG AL	220	8 mil LC	8.59	21.03	22.71	30.28	910	381	165	0.70	0.15	2.27	0.08	228	0.73	0.31	2.24	0.08	
Q8R12ZC	2/0 AWG AL	220	8 mil LC	9.60	22.05	23.72	31.29	992	381	188	0.55	0.15	2.05	0.08	258	0.58	0.30	2.02	0.08	
Q8S12ZC	3/0 AWG AL	220	8 mil LC	10.82	23.27	24.94	32.51	1084	406	215	0.44	0.14	1.86	0.07	292	0.47	0.30	1.83	0.07	
Q8T12ZC	4/0 AWG AL	220	8 mil LC	12.14	24.59	26.26	33.83	1142	406	244	0.35	0.14	1.69	0.07	328	0.38	0.29	1.67	0.07	
Q8U12ZC	250 MCM AL	220	8 mil LC	13.28	25.98	27.66	35.23	1308	432	268	0.30	0.13	1.57	0.07	357	0.33	0.28	1.55	0.07	
Q8V12ZC	350 MCM AL	220	8 mil LC	15.72	28.42	30.56	38.13	1566	483	323	0.21	0.13	1.36	0.06	420	0.25	0.26	1.34	0.06	
Q8W12ZC	500 MCM AL	220	8 mil LC	18.80	31.50	33.63	41.20	1901	508	393	0.15	0.12	1.18	0.06	495	0.19	0.25	1.17	0.06	
Q8X12ZC	750 MCM AL	220	8 mil LC	23.11	36.07	38.20	47.35	2578	584	488	0.10	0.12	1.00	0.05	586	0.14	0.23	1.00	0.05	
Q8Y12ZC	1000 MCM AL	220	8 mil LC	26.92	39.88	42.52	51.66	3146	635	563	0.08	0.11	0.89	0.05	654	0.12	0.22	0.88	0.05	
<b>15kV 133% Aluminum Three Phase 10 mil LC</b>																				
Q8M13ZC	2 AWG AL	220	10 mil LC	6.81	19.25	20.93	28.50	842	356	129	1.10	0.18	2.34	0.11	176	1.14	0.33	2.30	0.11	
Q8N13ZC	1 SOLID AL	220	10 mil LC	7.34	19.79	21.46	29.03	878	356	146	0.86	0.17	2.09	0.10	199	0.90	0.33	2.05	0.10	
Q8O13ZC	1 AWG AL	220	10 mil LC	7.65	20.09	21.77	29.34	900	356	147	0.87	0.16	2.06	0.10	199	0.92	0.32	2.03	0.10	
Q8P13ZC	1/0 SOLID AL	220	10 mil LC	8.26	20.70	22.38	29.95	943	381	166	0.68	0.16	1.86	0.09	225	0.72	0.32	1.83	0.09	
Q8Q13ZC	1/0 AWG AL	220	10 mil LC	8.59	21.03	22.71	30.28	958	381	165	0.70	0.15	1.96	0.08	227	0.74	0.31	1.93	0.08	
Q8R13ZC	2/0 AWG AL	220	10 mil LC	9.60	22.05	23.72	31.29	1043	381	188	0.55	0.15	1.75	0.08	257	0.59	0.30	1.73	0.08	
Q8S13ZC	3/0 AWG AL	220	10 mil LC	10.82	23.27	24.94	32.51	1138	406	215	0.44	0.14	1.57	0.07	290	0.48	0.29	1.55	0.07	
Q8T13ZC	4/0 AWG AL	220	10 mil LC	12.14	24.59	26.26	33.83	1197	406	244	0.35	0.14	1.42	0.07	325	0.39	0.28	1.40	0.07	
Q8U13ZC	250 MCM AL	220	10 mil LC	13.28	25.98	27.66	35.23	1367	432	268	0.30	0.13	1.31	0.07	353	0.34	0.27	1.30	0.07	
Q8V13ZC	350 MCM AL	220	10 mil LC	15.72	28.42	30.56	38.13	1628	483	323	0.21	0.13	1.13	0.06	414	0.26	0.26	1.11	0.06	
Q8W13ZC	500 MCM AL	220	10 mil LC	18.80	31.50	33.63	41.20	1970	508	391	0.15	0.12	0.97	0.06	486	0.20	0.25	0.97	0.06	
Q8X13ZC	750 MCM AL	220	10 mil LC	23.11	36.07	38.20	47.35	2653	584	485	0.11	0.12	0.82	0.05	571	0.15	0.23	0.82	0.05	
Q8Y13ZC	1000 MCM AL	220	10 mil LC	26.92	39.88	42.52	51.66	3230	635	559	0.08	0.11	0.73	0.05	634	0.12	0.22	0.72	0.05	

† Ampacities are based on the following:

Information Subject to Change without Notice.

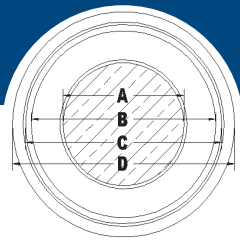
**PRODUCT NOTES:**

▲ Items are Prysmian authorized stock.  
The above dimensions are approximate and subject to normal manufacturing tolerances.  
All metric (SI) dimensions are derived from a soft conversion.

**Three Phase Operation**

In Duct: Three single cables in plastic duct, direct-buried in a triangular configuration, 90°C conductor temperature, 20°C ambient temperature, earth RHO of 90°C-cm/Watt, 100% load factor, 36 inch depth of burial, and shields short-circuited.  
Direct-Buried: Three single cables direct-buried, spaced 7.5 inches horizontally, 90°C conductor temperature, 20°C ambient temperature, earth RHO of 90°C-cm/Watt, 100% load factor, 36 inch depth of burial, and shields short-circuited.





# TRXLPE TRIPLESEAL<sup>®</sup> CSA

## 15kV 133%

Product Number	Conductor	Insulation Thickness (mils)	LC Shield Thickness	Conductor Dimensions				Cable Weight (kg/km)	Minimum Bending Radius (mm)	† Ampacity (Amps)	90°C In Duct					90°C Direct Buried				
				(A)	(B)	(C)	(D)				+/- Sequence Impedance Resistance (Ω/km)	+/- Sequence Impedance Reactance (Ω/km)	Zero Sequence Impedance Resistance (Ω/km)	Zero Sequence Impedance Reactance (Ω/km)	† Ampacity (Amps)	+/- Sequence Impedance Resistance (Ω/km)	+/- Sequence Impedance Reactance (Ω/km)	Zero Sequence Impedance Resistance (Ω/km)	Zero Sequence Impedance Reactance (Ω/km)	
<b>15kV 133% Copper Three Phase 8 mil LC</b>																				
Q8412ZC	2 AWG CU	220	8 mil LC	6.81	19.25	20.93	28.50	1005	356	166	0.67	0.18	2.22	0.11	225	0.70	0.33	2.17	0.11	
Q8512ZC	1 SOLID CU	220	8 mil LC	7.34	19.79	21.46	29.03	1091	356	188	0.52	0.17	2.06	0.10	254	0.55	0.33	2.02	0.10	
Q8612ZC	1 AWG CU	220	8 mil LC	7.59	20.04	21.72	29.29	1108	356	188	0.53	0.17	2.01	0.10	254	0.57	0.32	1.97	0.10	
Q8712ZC	1/0 SOLID CU	220	8 mil LC	8.26	20.70	22.38	29.95	1226	381	213	0.41	0.16	1.89	0.09	287	0.45	0.32	1.86	0.09	
Q8812ZC	1/0 AWG CU	220	8 mil LC	8.59	21.03	22.71	30.28	1244	381	212	0.42	0.15	2.00	0.08	290	0.45	0.31	1.97	0.09	
Q8912ZC	2/0 AWG CU	220	8 mil LC	9.60	22.05	23.72	31.29	1413	381	241	0.34	0.15	1.84	0.08	327	0.37	0.30	1.81	0.08	
Q8A12ZC	3/0 AWG CU	220	8 mil LC	10.82	23.27	24.94	32.51	1615	406	274	0.27	0.14	1.69	0.07	367	0.30	0.30	1.66	0.07	
Q8B12ZC	4/0 AWG CU	220	8 mil LC	12.14	24.59	26.26	33.83	1861	406	312	0.21	0.14	1.56	0.07	411	0.25	0.29	1.53	0.07	
Q8C12ZC	250 MCM CU	220	8 mil LC	13.28	25.98	27.66	35.23	2100	432	342	0.18	0.13	1.45	0.07	445	0.22	0.28	1.44	0.07	
Q8D12ZC	350 MCM CU	220	8 mil LC	15.72	28.42	30.56	38.13	2673	483	411	0.13	0.13	1.27	0.06	518	0.17	0.26	1.26	0.06	
Q8E12ZC	500 MCM CU	220	8 mil LC	18.77	31.47	33.60	41.17	3484	508	496	0.09	0.12	1.12	0.06	601	0.13	0.25	1.11	0.06	
Q8F12ZC	750 MCM CU	220	8 mil LC	24.59	37.54	39.67	48.82	5082	610	606	0.07	0.12	0.97	0.05	694	0.10	0.23	0.96	0.05	
Q8G12ZC	1000 MCM CU	220	8 mil LC	28.37	41.33	43.97	53.11	6457	660	688	0.05	0.11	0.86	0.05	760	0.09	0.22	0.86	0.05	
<b>15kV 133% Copper Three Phase 10 mil LC</b>																				
Q8413ZC	2 AWG CU	220	10 mil LC	6.81	19.25	20.93	28.50	1051	356	165	0.67	0.18	1.91	0.11	224	0.71	0.33	1.87	0.11	
Q8513ZC	1 SOLID CU	220	10 mil LC	7.34	19.79	21.46	29.03	1138	356	188	0.52	0.17	1.75	0.10	253	0.56	0.33	1.72	0.10	
Q8613ZC	1 AWG CU	220	10 mil LC	7.59	20.04	21.72	29.29	1155	356	188	0.53	0.16	1.72	0.10	253	0.57	0.32	1.69	0.10	
Q8713ZC	1/0 SOLID CU	220	10 mil LC	8.26	20.70	22.38	29.95	1274	381	213	0.41	0.16	1.60	0.09	285	0.46	0.32	1.57	0.09	
Q8813ZC	1/0 AWG CU	220	10 mil LC	8.59	21.03	22.71	30.28	1292	381	212	0.42	0.15	1.68	0.08	288	0.46	0.31	1.66	0.08	
Q8913ZC	2/0 AWG CU	220	10 mil LC	9.60	22.05	23.72	31.29	1465	381	241	0.34	0.15	1.54	0.08	324	0.38	0.30	1.51	0.08	
Q8A13ZC	3/0 AWG CU	220	10 mil LC	10.82	23.27	24.94	32.51	1669	406	274	0.27	0.14	1.40	0.07	364	0.31	0.29	1.38	0.07	
Q8B13ZC	4/0 AWG CU	220	10 mil LC	12.14	24.59	26.26	33.83	1916	406	311	0.21	0.14	1.29	0.07	406	0.26	0.28	1.27	0.07	
Q8C13ZC	250 MCM CU	220	10 mil LC	13.28	25.98	27.66	35.23	2158	432	341	0.18	0.13	1.20	0.07	438	0.22	0.27	1.18	0.07	
Q8D13ZC	350 MCM CU	220	10 mil LC	15.72	28.42	30.56	38.13	2735	483	410	0.13	0.13	1.05	0.06	507	0.17	0.26	1.04	0.06	
Q8E13ZC	500 MCM CU	220	10 mil LC	18.77	31.47	33.60	41.17	3552	508	493	0.10	0.12	0.92	0.06	585	0.14	0.25	0.91	0.06	
Q8F13XC	750 MCM CU	220	10 mil LC	24.59	37.54	39.67	48.82	5161	610	601	0.07	0.12	0.79	0.05	670	0.11	0.23	0.78	0.05	
Q8G13XC	1000 MCM CU	220	10 mil LC	28.37	41.33	43.97	53.11	6543	660	680	0.06	0.11	0.70	0.05	727	0.10	0.22	0.70	0.05	

† Ampacities are based on the following:

Information Subject to Change without Notice.

**PRODUCT NOTES:**

▲ Items are Prysmian authorized stock.  
The above dimensions are approximate and subject to normal manufacturing tolerances.  
All metric (SI) dimensions are derived from a soft conversion.

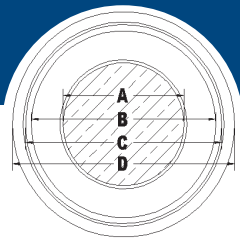
**Three Phase Operation**

In Duct: Three single cables in plastic duct, direct-buried in a triangular configuration, 90°C conductor temperature, 20°C ambient temperature, earth RHO of 90°C-cm/Watt, 100% load factor, 36 inch depth of burial, and shields short-circuited.  
Direct-Buried: Three single cables direct-buried, spaced 7.5 inches horizontally, 90°C conductor temperature, 20°C ambient temperature, earth RHO of 90°C-cm/Watt, 100% load factor, 36 inch depth of burial, and shields short-circuited.



1-800-845-8507 (US)  
1-800-263-4405 (West-CAN)  
1-800-361-1418 (East-CAN)

www.prysmianusa.com  
www.prysmiancanada.com



# TRXLPE TRIPLESEAL<sup>®</sup> CSA

## 25kV 100%

Product Number	Conductor	Insulation Thickness (mils)	LC Shield Thickness	Conductor Diameter (mm)	Insulation Diameter (mm)	Insulation Shield Diameter (mm)	Jacket Diameter (mm)	Cable Weight (kg/km)	Minimum Bending Radius (mm)	† Ampacity (Amps)	90°C In Duct					90°C Direct Buried				
											+/- Sequence Impedance Resistance (Ω/km)	+/- Sequence Impedance Reactance (Ω/km)	Zero Sequence Impedance Resistance (Ω/km)	Zero Sequence Impedance Reactance (Ω/km)	† Ampacity (Amps)	+/- Sequence Impedance Resistance (Ω/km)	+/- Sequence Impedance Reactance (Ω/km)	Zero Sequence Impedance Resistance (Ω/km)	Zero Sequence Impedance Reactance (Ω/km)	
<b>25kV 100% Aluminum Three Phase 8 mil LC</b>																				
Q9N12ZC	1 SOLID AL	260	8 mil LC	7.34	21.87	23.55	31.12	930	381	147	0.86	0.17	2.26	0.11	198	0.89	0.33	2.22	0.11	
Q9O12ZC	1 AWG AL	260	8 mil LC	7.65	22.17	23.85	31.42	952	381	148	0.87	0.17	2.23	0.10	198	0.91	0.32	2.19	0.10	
Q9P12ZC	1/0 SOLID AL	260	8 mil LC	8.26	22.78	24.46	32.03	996	406	168	0.68	0.17	2.03	0.10	224	0.71	0.32	1.99	0.10	
Q9Q12ZC	1/0 AWG AL	260	8 mil LC	8.59	23.11	24.79	32.36	1020	406	168	0.70	0.16	2.00	0.10	224	0.73	0.31	1.96	0.10	
Q9R12ZC	2/0 AWG AL	260	8 mil LC	9.60	24.13	25.81	33.38	1098	406	191	0.55	0.16	1.80	0.09	253	0.59	0.30	1.77	0.09	
Q9S12ZC	3/0 AWG AL	260	8 mil LC	10.82	25.35	27.03	34.59	1194	432	217	0.44	0.15	1.61	0.09	286	0.47	0.29	1.59	0.09	
Q9T12ZC	4/0 AWG AL	260	8 mil LC	12.14	26.67	28.80	36.37	1289	457	247	0.35	0.15	1.47	0.08	322	0.38	0.28	1.45	0.08	
Q9U12ZC	250 MCM AL	260	8 mil LC	13.28	28.07	30.20	37.77	1454	457	271	0.30	0.14	1.37	0.08	350	0.33	0.28	1.35	0.08	
Q9V12ZC	350 MCM AL	260	8 mil LC	15.72	30.51	32.64	40.21	1699	483	326	0.21	0.14	1.20	0.07	413	0.25	0.26	1.19	0.07	
Q9W12ZC	500 MCM AL	260	8 mil LC	18.80	33.58	35.71	44.86	2158	559	396	0.15	0.13	1.05	0.07	486	0.19	0.25	1.04	0.07	
Q9X12ZC	750 MCM AL	260	8 mil LC	23.11	38.15	40.28	49.43	2733	610	489	0.10	0.12	0.90	0.06	579	0.14	0.23	0.89	0.06	
Q9Y12ZC	1000 MCM AL	260	8 mil LC	26.92	41.96	44.60	53.75	3315	660	564	0.08	0.12	0.81	0.06	648	0.12	0.22	0.80	0.06	
<b>25kV 100% Aluminum Three Phase 10 mil LC</b>																				
Q9N13ZC	1 SOLID AL	260	10 mil LC	7.34	21.87	23.55	31.12	980	381	147	0.86	0.17	1.98	0.11	197	0.90	0.32	1.95	0.11	
Q9O13ZC	1 AWG AL	260	10 mil LC	7.65	22.17	23.85	31.42	1003	381	148	0.87	0.17	1.96	0.10	197	0.92	0.32	1.93	0.10	
Q9P13ZC	1/0 SOLID AL	260	10 mil LC	8.26	22.78	24.46	32.03	1048	406	167	0.68	0.17	1.76	0.10	223	0.72	0.31	1.73	0.10	
Q9Q13ZC	1/0 AWG AL	260	10 mil LC	8.59	23.11	24.79	32.36	1073	406	168	0.70	0.16	1.74	0.10	223	0.74	0.31	1.71	0.10	
Q9R13ZC	2/0 AWG AL	260	10 mil LC	9.60	24.13	25.81	33.38	1152	406	191	0.55	0.16	1.55	0.09	252	0.60	0.30	1.53	0.09	
Q9S13ZC	3/0 AWG AL	260	10 mil LC	10.82	25.35	27.03	34.59	1250	432	217	0.44	0.15	1.38	0.09	284	0.48	0.29	1.36	0.09	
Q9T13ZC	4/0 AWG AL	260	10 mil LC	12.14	26.67	28.80	36.37	1349	457	246	0.35	0.15	1.24	0.08	319	0.39	0.28	1.23	0.08	
Q9U13ZC	250 MCM AL	260	10 mil LC	13.28	28.07	30.20	37.77	1516	457	270	0.30	0.14	1.15	0.08	347	0.34	0.27	1.14	0.08	
Q9V13ZC	350 MCM AL	260	10 mil LC	15.72	30.51	32.64	40.21	1766	483	325	0.21	0.14	1.00	0.07	408	0.26	0.26	0.99	0.07	
Q9W13ZC	500 MCM AL	260	10 mil LC	18.80	33.58	35.71	44.86	2231	559	394	0.15	0.13	0.87	0.07	478	0.20	0.24	0.87	0.07	
Q9X13ZC	750 MCM AL	260	10 mil LC	23.11	38.15	40.28	49.43	2812	610	486	0.11	0.12	0.74	0.06	565	0.15	0.23	0.73	0.06	
Q9Y13ZC	1000 MCM AL	260	10 mil LC	26.92	41.96	44.60	53.75	3402	660	560	0.08	0.12	0.66	0.06	629	0.12	0.22	0.66	0.06	

†Ampacities are based on the following:

Information Subject to Change without Notice.

**PRODUCT NOTES:**

▲ Items are Prysmian authorized stock.  
 The above dimensions are approximate and subject to normal manufacturing tolerances.  
 All metric (SI) dimensions are derived from a soft conversion.

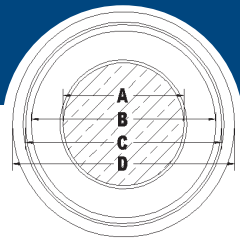
**Three Phase Operation**

In Duct: Three single cables in plastic duct, direct-buried in a triangular configuration, 90°C conductor temperature, 20°C ambient temperature, earth RHO of 90°C-cm/Watt, 100% load factor, 36 inch depth of burial, and shields short-circuited.  
 Direct-Buried: Three single cables direct-buried, spaced 7.5 inches horizontally, 90°C conductor temperature, 20°C ambient temperature, earth RHO of 90°C-cm/Watt, 100% load factor, 36 inch depth of burial, and shields short-circuited.



1-800-845-8507 (US)  
 1-800-263-4405 (West-CAN)  
 1-800-361-1418 (East-CAN)

www.prysmianusa.com  
 www.prysmiancanada.com



# TRXLPE TRIPLESEAL<sup>®</sup> CSA

## 25kV 100%

Product Number	Conductor	Insulation Thickness (mils)	LC Shield Thickness	Conductor Diameter (mm)	Insulation Diameter (mm)	Insulation Shield Diameter (mm)	Jacket Diameter (mm)	Cable Weight (kg/km)	Minimum Bending Radius (mm)	† Ampacity (Amps)	90°C In Duct					90°C Direct Buried				
											+/- Sequence Impedance Resistance (Ω/km)	+/- Sequence Impedance Reactance (Ω/km)	Zero Sequence Impedance Resistance (Ω/km)	Zero Sequence Impedance Reactance (Ω/km)	† Ampacity (Amps)	+/- Sequence Impedance Resistance (Ω/km)	+/- Sequence Impedance Reactance (Ω/km)	Zero Sequence Impedance Resistance (Ω/km)	Zero Sequence Impedance Reactance (Ω/km)	
<b>25kV 100% Copper Three Phase 8 mil LC</b>																				
Q9512ZC	1 SOLID CU	260	8 mil LC	7.34	21.87	23.55	31.12	1190	381	189	0.52	0.17	1.92	0.11	252	0.55	0.33	1.88	0.11	
Q9612ZC	1 AWG CU	260	8 mil LC	7.59	22.12	23.80	31.37	1215	381	189	0.53	0.17	1.89	0.10	252	0.57	0.32	1.85	0.10	
Q9712ZC	1/0 SOLID CU	260	8 mil LC	8.26	22.78	24.46	32.03	1327	406	215	0.41	0.17	1.77	0.10	284	0.45	0.32	1.73	0.10	
Q9812ZC	1/0 AWG CU	260	8 mil LC	8.59	23.11	24.79	32.36	1354	406	215	0.42	0.16	1.72	0.10	285	0.46	0.31	1.69	0.10	
Q9912ZC	2/0 AWG CU	260	8 mil LC	9.60	24.13	25.81	33.38	1519	406	244	0.34	0.16	1.58	0.09	321	0.37	0.30	1.56	0.09	
Q9A12ZC	3/0 AWG CU	260	8 mil LC	10.82	25.35	27.03	34.59	1725	432	278	0.27	0.15	1.44	0.09	360	0.30	0.29	1.42	0.09	
Q9B12ZC	4/0 AWG CU	260	8 mil LC	12.14	26.67	28.80	36.37	2008	457	315	0.21	0.15	1.33	0.08	403	0.25	0.28	1.31	0.08	
Q9C12ZC	250 MCM CU	260	8 mil LC	13.28	28.07	30.20	37.77	2245	457	346	0.18	0.14	1.25	0.08	437	0.22	0.28	1.23	0.08	
Q9D12ZC	350 MCM CU	260	8 mil LC	15.72	30.51	32.64	40.21	2807	483	414	0.13	0.14	1.12	0.07	510	0.17	0.26	1.11	0.07	
Q9E12ZC	500 MCM CU	260	8 mil LC	18.77	33.55	35.69	44.83	3741	559	499	0.10	0.13	1.00	0.07	591	0.13	0.25	0.99	0.07	
Q9F12ZC	750 MCM CU	260	8 mil LC	24.59	39.62	42.27	51.41	5285	635	608	0.07	0.12	0.86	0.06	687	0.10	0.23	0.86	0.06	
Q9G12ZC	1000 MCM CU	260	8 mil LC	28.37	43.41	46.05	55.19	6630	686	690	0.05	0.12	0.78	0.06	754	0.09	0.22	0.78	0.06	
<b>25kV 100% Copper Three Phase 10 mil LC</b>																				
Q9513ZC	1 SOLID CU	260	10 mil LC	7.34	21.87	23.55	31.12	1240	381	189	0.52	0.17	1.64	0.11	250	0.56	0.32	1.61	0.11	
Q9613ZC	1 AWG CU	260	10 mil LC	7.59	22.12	23.80	31.37	1266	381	189	0.53	0.17	1.61	0.10	250	0.58	0.32	1.59	0.10	
Q9713ZC	1/0 SOLID CU	260	10 mil LC	8.26	22.78	24.46	32.03	1379	406	215	0.53	0.17	1.49	0.10	282	0.46	0.32	1.47	0.10	
Q9813ZC	1/0 AWG CU	260	10 mil LC	8.59	23.11	24.79	32.36	1407	406	215	0.42	0.16	1.46	0.10	283	0.47	0.31	1.44	0.10	
Q9913ZC	2/0 AWG CU	260	10 mil LC	9.60	24.13	25.81	33.38	1574	406	244	0.34	0.16	1.33	0.09	318	0.38	0.30	1.31	0.09	
Q9A13ZC	3/0 AWG CU	260	10 mil LC	10.82	25.35	27.03	34.59	1781	432	277	0.27	0.15	1.21	0.09	356	0.31	0.29	1.19	0.09	
Q9B13ZC	4/0 AWG CU	260	10 mil LC	12.14	26.67	28.80	36.37	2068	457	315	0.21	0.15	1.11	0.08	398	0.26	0.28	1.09	0.08	
Q9C13ZC	250 MCM CU	260	10 mil LC	13.28	28.07	30.20	37.77	2307	457	345	0.18	0.14	1.04	0.08	431	0.23	0.27	1.02	0.08	
Q9D13ZC	350 MCM CU	260	10 mil LC	15.72	30.51	32.64	40.21	2874	483	412	0.13	0.14	0.92	0.07	500	0.18	0.26	0.91	0.07	
Q9E13ZC	500 MCM CU	260	10 mil LC	18.77	33.55	35.69	44.83	3813	559	496	0.10	0.13	0.82	0.07	575	0.14	0.24	0.81	0.07	
Q9F13XC	750 MCM CU	260	10 mil LC	24.59	39.62	42.27	51.41	5368	635	602	0.07	0.12	0.70	0.06	664	0.11	0.23	0.70	0.06	
Q9G13XC	1000 MCM CU	260	10 mil LC	28.37	43.41	46.05	55.19	6719	686	681	0.06	0.12	0.64	0.06	722	0.10	0.22	0.63	0.06	

†Ampacities are based on the following:

Information Subject to Change without Notice.

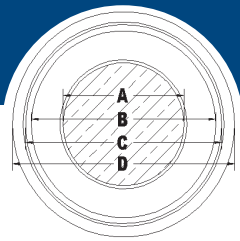
**PRODUCT NOTES:**

▲ Items are Prysmian authorized stock.  
The above dimensions are approximate and subject to normal manufacturing tolerances.  
All metric (SI) dimensions are derived from a soft conversion.

**Three Phase Operation**

In Duct: Three single cables in plastic duct, direct-buried in a triangular configuration, 90°C conductor temperature, 20°C ambient temperature, earth RHO of 90°C-cm/Watt, 100% load factor, 36 inch depth of burial, and shields short-circuited.  
Direct-Buried: Three single cables direct-buried, spaced 7.5 inches horizontally, 90°C conductor temperature, 20°C ambient temperature, earth RHO of 90°C-cm/Watt, 100% load factor, 36 inch depth of burial, and shields short-circuited.





# TRXLPE TRIPLESEAL<sup>®</sup> CSA

## 25kV 133%

Product Number	Conductor	Insulation Thickness (mils)	LC Shield Thickness	Conductor Diameter (mm)	Insulation Diameter (mm)	Insulation Shield Diameter (mm)	Jacket Diameter (mm)	Cable Weight (kg/km)	Minimum Bending Radius (mm)	† Ampacity (Amps)	90°C In Duct					90°C Direct Buried				
											+/- Sequence Impedance Resistance (Ω/km)	+/- Sequence Impedance Reactance (Ω/km)	Zero Sequence Impedance Resistance (Ω/km)	Zero Sequence Impedance Reactance (Ω/km)	† Ampacity (Amps)	+/- Sequence Impedance Resistance (Ω/km)	+/- Sequence Impedance Reactance (Ω/km)	Zero Sequence Impedance Resistance (Ω/km)	Zero Sequence Impedance Reactance (Ω/km)	
<b>25kV 133% Aluminum Three Phase 8 mil LC</b>																				
QAN12ZC	1 SOLID AL	320	8 mil LC	7.34	25.02	26.70	34.26	1098	432	147	0.86	0.17	2.26	0.11	198	0.89	0.33	2.22	0.11	
QAO12ZC	1 AWG AL	320	8 mil LC	7.65	25.32	27.00	34.57	1114	432	148	0.87	0.17	2.23	0.10	198	0.91	0.32	2.19	0.10	
QAP12ZC	1/0 SOLID AL	320	8 mil LC	8.26	25.93	27.61	35.18	1169	432	168	0.68	0.17	2.03	0.10	224	0.71	0.32	1.99	0.10	
QAQ12ZC	1/0 AWG AL	320	8 mil LC	8.59	26.26	28.40	35.97	1220	432	168	0.70	0.16	2.00	0.10	224	0.73	0.31	1.96	0.10	
QAR12ZC	2/0 AWG AL	320	8 mil LC	9.60	27.28	29.41	36.98	1304	457	191	0.55	0.16	1.80	0.09	253	0.59	0.30	1.77	0.09	
QAS12ZC	3/0 AWG AL	320	8 mil LC	10.82	28.50	30.63	38.20	1406	483	217	0.44	0.15	1.61	0.09	286	0.47	0.29	1.59	0.09	
QAT12ZC	4/0 AWG AL	320	8 mil LC	12.14	29.82	31.95	39.52	1475	483	247	0.35	0.15	1.47	0.08	322	0.38	0.28	1.45	0.08	
QAU12ZC	250 MCM AL	320	8 mil LC	13.28	31.22	33.35	40.92	1653	508	271	0.30	0.14	1.37	0.08	350	0.33	0.28	1.35	0.08	
QAV12ZC	350 MCM AL	320	8 mil LC	15.72	33.66	35.79	44.93	2024	559	326	0.21	0.14	1.20	0.07	413	0.25	0.26	1.19	0.07	
QAW12ZC	500 MCM AL	320	8 mil LC	18.80	36.73	38.86	48.01	2384	584	396	0.15	0.13	1.05	0.07	486	0.19	0.25	1.04	0.07	
QAX12ZC	750 MCM AL	320	8 mil LC	23.11	41.30	43.94	53.09	3032	660	489	0.10	0.12	0.90	0.06	579	0.14	0.23	0.89	0.06	
QAY12ZC	1000 MCM AL	320	8 mil LC	26.92	45.11	47.75	56.90	3581	686	564	0.08	0.12	0.81	0.06	648	0.12	0.22	0.80	0.06	
<b>25kV 133% Aluminum Three Phase 10 mil LC</b>																				
QAN13ZC	1 SOLID AL	320	10 mil LC	7.34	25.02	26.70	34.26	1155	432	147	0.86	0.17	1.98	0.11	197	0.90	0.32	1.95	0.11	
QAO13ZC	1 AWG AL	320	10 mil LC	7.65	25.32	27.00	34.57	1171	432	148	0.87	0.17	1.96	0.10	197	0.92	0.32	1.93	0.10	
QAP13ZC	1/0 SOLID AL	320	10 mil LC	8.26	25.93	27.61	35.18	1227	432	167	0.68	0.17	1.76	0.10	223	0.72	0.31	1.73	0.10	
QAQ13ZC	1/0 AWG AL	320	10 mil LC	8.59	26.26	28.40	35.97	1280	432	168	0.70	0.16	1.74	0.10	223	0.74	0.31	1.71	0.10	
QAR13ZC	2/0 AWG AL	320	10 mil LC	9.60	27.28	29.41	36.98	1365	457	191	0.55	0.16	1.55	0.09	252	0.60	0.30	1.53	0.09	
QAS13ZC	3/0 AWG AL	320	10 mil LC	10.82	28.50	30.63	38.20	1470	483	217	0.44	0.15	1.38	0.09	284	0.48	0.29	1.36	0.09	
QAT13ZC	4/0 AWG AL	320	10 mil LC	12.14	29.82	31.95	39.52	1540	483	246	0.35	0.15	1.24	0.08	319	0.39	0.28	1.23	0.08	
QAU13ZC	250 MCM AL	320	10 mil LC	13.28	31.22	33.35	40.92	1722	508	270	0.30	0.14	1.15	0.08	347	0.34	0.27	1.14	0.08	
QAV13ZC	350 MCM AL	320	10 mil LC	15.72	33.66	35.79	44.93	2096	559	325	0.21	0.14	1.00	0.07	408	0.26	0.26	0.99	0.07	
QAW13ZC	500 MCM AL	320	10 mil LC	18.80	36.73	38.86	48.01	2461	584	394	0.15	0.13	0.87	0.07	478	0.20	0.24	0.87	0.07	
QAX13ZC	750 MCM AL	320	10 mil LC	23.11	41.30	43.94	53.09	3118	660	486	0.11	0.12	0.74	0.06	565	0.15	0.23	0.73	0.06	
QAY13ZC	1000 MCM AL	320	10 mil LC	26.92	45.11	47.75	56.90	3674	686	560	0.08	0.12	0.66	0.06	629	0.12	0.22	0.66	0.06	

† Ampacities are based on the following:

Information Subject to Change without Notice.

**PRODUCT NOTES:**

▲ Items are Prysmian authorized stock.  
 The above dimensions are approximate and subject to normal manufacturing tolerances.  
 All metric (SI) dimensions are derived from a soft conversion.

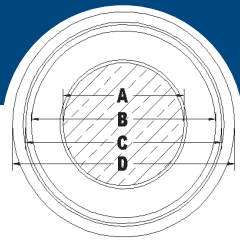
**Three Phase Operation**

In Duct: Three single cables in plastic duct, direct-buried in a triangular configuration, 90°C conductor temperature, 20°C ambient temperature, earth RHO of 90°C-cm/Watt, 100% load factor, 36 inch depth of burial, and shields short-circuited.  
 Direct-Buried: Three single cables direct-buried, spaced 7.5 inches horizontally, 90°C conductor temperature, 20°C ambient temperature, earth RHO of 90°C-cm/Watt, 100% load factor, 36 inch depth of burial, and shields short-circuited.



1-800-845-8507 (US)  
 1-800-263-4405 (West-CAN)  
 1-800-361-1418 (East-CAN)

www.prysmianusa.com  
 www.prysmiancanada.com



# TRXLPE TRIPLESEAL<sup>®</sup> CSA

## 25kV 133%

Product Number	Conductor	Insulation Thickness (mils)	LC Shield Thickness	Conductor Dimensions				Cable Weight (kg/km)	Minimum Bending Radius (mm)	90°C In Duct					90°C Direct Buried				
				(A)	(B)	(C)	(D)			† Ampacity (Amps)	+/- Sequence Impedance Resistance (Ω/km)	+/- Sequence Impedance Reactance (Ω/km)	Zero Sequence Impedance Resistance (Ω/km)	Zero Sequence Impedance Reactance (Ω/km)	† Ampacity (Amps)	+/- Sequence Impedance Resistance (Ω/km)	+/- Sequence Impedance Reactance (Ω/km)	Zero Sequence Impedance Resistance (Ω/km)	Zero Sequence Impedance Reactance (Ω/km)
<b>25kV 133% Copper Three Phase 8 mil LC</b>																			
QA512ZC	1 SOLID CU	320	8 mil LC	7.34	25.02	26.70	34.26	1358	432	189	0.52	0.17	1.92	0.11	252	0.55	0.33	1.88	0.11
QA612ZC	1 AWG CU	320	8 mil LC	7.59	25.27	26.95	34.52	1377	432	189	0.53	0.17	1.89	0.10	252	0.57	0.32	1.85	0.10
QA712ZC	1/0 SOLID CU	320	8 mil LC	8.26	25.93	27.61	35.18	1499	432	215	0.41	0.17	1.77	0.10	284	0.45	0.32	1.73	0.10
QA812ZC	1/0 AWG CU	320	8 mil LC	8.59	26.26	28.40	35.97	1554	432	215	0.42	0.16	1.72	0.10	285	0.46	0.31	1.69	0.10
QA912ZC	2/0 AWG CU	320	8 mil LC	9.60	27.28	29.41	36.98	1725	457	244	0.34	0.16	1.58	0.09	321	0.37	0.30	1.56	0.09
QAA12ZC	3/0 AWG CU	320	8 mil LC	10.82	28.50	30.63	38.20	1937	483	278	0.27	0.15	1.44	0.09	360	0.30	0.29	1.42	0.09
QAB12ZC	4/0 AWG CU	320	8 mil LC	12.14	29.82	31.95	39.52	2194	483	315	0.21	0.15	1.33	0.08	403	0.25	0.28	1.31	0.08
QAC12ZC	250 MCM CU	320	8 mil LC	13.28	31.22	33.35	40.92	2444	508	346	0.18	0.14	1.25	0.08	437	0.22	0.28	1.23	0.08
QAD12ZC	350 MCM CU	320	8 mil LC	15.72	33.66	35.79	44.93	3132	559	414	0.13	0.14	1.12	0.07	510	0.17	0.26	1.11	0.07
QAE12ZC	500 MCM CU	320	8 mil LC	18.77	36.70	38.84	47.98	3966	584	499	0.10	0.13	1.00	0.07	591	0.13	0.25	0.99	0.07
QAF12ZC	750 MCM CU	320	8 mil LC	24.59	42.77	45.42	54.56	5548	660	608	0.07	0.12	0.86	0.06	687	0.10	0.23	0.86	0.06
QAG12ZC	1000 MCM CU	320	8 mil LC	28.37	46.56	49.20	58.34	6910	711	690	0.05	0.12	0.78	0.06	754	0.09	0.22	0.78	0.06
<b>25kV 133% Copper Three Phase 10 mil LC</b>																			
QA513ZC	1 SOLID CU	320	10 mil LC	7.34	25.02	26.70	34.26	1415	432	189	0.52	0.17	1.64	0.11	250	0.56	0.32	1.61	0.11
QA613ZC	1 AWG CU	320	10 mil LC	7.59	25.27	26.95	34.52	1434	432	189	0.53	0.17	1.61	0.10	250	0.58	0.32	1.59	0.10
QA713ZC	1/0 SOLID CU	320	10 mil LC	8.26	25.93	27.61	35.18	1558	432	215	0.53	0.17	1.49	0.10	282	0.46	0.32	1.47	0.10
QA813ZC	1/0 AWG CU	320	10 mil LC	8.59	26.26	28.40	35.97	1615	432	215	0.42	0.16	1.46	0.10	283	0.47	0.31	1.44	0.10
QA913ZC	2/0 AWG CU	320	10 mil LC	9.60	27.28	29.41	36.98	1787	457	244	0.34	0.16	1.33	0.09	318	0.38	0.30	1.31	0.09
QAA13ZC	3/0 AWG CU	320	10 mil LC	10.82	28.50	30.63	38.20	2000	483	277	0.27	0.15	1.21	0.09	356	0.31	0.29	1.19	0.09
QAB13ZC	4/0 AWG CU	320	10 mil LC	12.14	29.82	31.95	39.52	2259	483	315	0.21	0.15	1.11	0.08	398	0.26	0.28	1.09	0.08
QAC13ZC	250 MCM CU	320	10 mil LC	13.28	31.22	33.35	40.92	2513	508	345	0.18	0.14	1.04	0.08	431	0.23	0.27	1.02	0.08
QAD13ZC	350 MCM CU	320	10 mil LC	15.72	33.66	35.79	44.93	3204	559	412	0.13	0.14	0.92	0.07	500	0.18	0.26	0.91	0.07
QAE13ZC	500 MCM CU	320	10 mil LC	18.77	36.70	38.84	47.98	4044	584	496	0.10	0.13	0.82	0.07	575	0.14	0.24	0.81	0.07
QAF13XC	750 MCM CU	320	10 mil LC	24.59	42.77	45.42	54.56	5637	660	602	0.07	0.12	0.70	0.06	664	0.11	0.23	0.70	0.06
QAG13XC	1000 MCM CU	320	10 mil LC	28.37	46.56	49.20	58.34	7006	711	681	0.06	0.12	0.64	0.06	722	0.10	0.22	0.63	0.06

†Ampacities are based on the following:

Information Subject to Change without Notice.

**PRODUCT NOTES:**

▲ Items are Prysmian authorized stock.  
 The above dimensions are approximate and subject to normal manufacturing tolerances.  
 All metric (SI) dimensions are derived from a soft conversion.

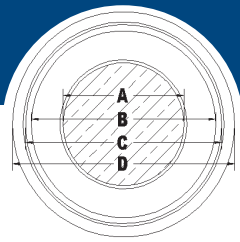
**Three Phase Operation**

In Duct: Three single cables in plastic duct, direct-buried in a triangular configuration, 90°C conductor temperature, 20°C ambient temperature, earth RHO of 90°C-cm/Watt, 100% load factor, 36 inch depth of burial, and shields short-circuited.  
 Direct-Buried: Three single cables direct-buried, spaced 7.5 inches horizontally, 90°C conductor temperature, 20°C ambient temperature, earth RHO of 90°C-cm/Watt, 100% load factor, 36 inch depth of burial, and shields short-circuited.



1-800-845-8507 (US)  
 1-800-263-4405 (West-CAN)  
 1-800-361-1418 (East-CAN)

www.prysmianusa.com  
 www.prysmiancanada.com



# TRXLPE TRIPLESEAL<sup>®</sup> CSA

## 28kV 100%

Product Number	Conductor	Insulation Thickness (mils)	LC Shield Thickness	Conductor Diameter (mm)	Insulation Diameter (mm)	Insulation Shield Diameter (mm)	Jacket Diameter (mm)	Cable Weight (kg/km)	Minimum Bending Radius (mm)	† Ampacity (Amps)	90°C In Duct					90°C Direct Buried				
											+/- Sequence Impedance Resistance (Ω/km)	+/- Sequence Impedance Reactance (Ω/km)	Zero Sequence Impedance Resistance (Ω/km)	Zero Sequence Impedance Reactance (Ω/km)	† Ampacity (Amps)	+/- Sequence Impedance Resistance (Ω/km)	+/- Sequence Impedance Reactance (Ω/km)	Zero Sequence Impedance Resistance (Ω/km)	Zero Sequence Impedance Reactance (Ω/km)	
<b>28kV 100% Aluminum Three Phase 8 mil LC</b>																				
QVN12ZC	1 SOLID AL	280	8 mil LC	7.34	22.94	24.61	32.18	990	406	148	0.86	0.18	2.18	0.11	197	0.89	0.33	2.14	0.11	
QVO12ZC	1 AWG AL	280	8 mil LC	7.65	23.24	24.92	32.49	1005	406	147	0.87	0.18	2.18	0.11	196	0.91	0.33	2.14	0.11	
QVP12ZC	1/0 SOLID AL	280	8 mil LC	8.26	23.85	25.53	33.10	1057	406	168	0.68	0.17	1.96	0.11	223	0.71	0.32	1.92	0.11	
QVQ12ZC	1/0 AWG AL	280	8 mil LC	8.59	24.18	25.86	33.43	1074	406	167	0.70	0.17	1.96	0.11	221	0.73	0.32	1.93	0.11	
QVR12ZC	2/0 AWG AL	280	8 mil LC	9.60	25.20	26.87	34.44	1154	432	190	0.55	0.17	1.77	0.10	250	0.59	0.31	1.74	0.10	
QVS12ZC	3/0 AWG AL	280	8 mil LC	10.82	26.42	28.55	36.12	1286	457	216	0.44	0.16	1.59	0.10	283	0.47	0.30	1.56	0.10	
QVT12ZC	4/0 AWG AL	280	8 mil LC	12.14	27.74	29.87	37.44	1350	457	245	0.35	0.15	1.45	0.09	318	0.38	0.29	1.43	0.09	
QVU12ZC	250 MCM AL	280	8 mil LC	13.28	29.13	31.27	38.84	1517	483	269	0.30	0.15	1.35	0.09	346	0.33	0.28	1.33	0.09	
QVV12ZC	350 MCM AL	280	8 mil LC	15.72	31.57	33.71	41.28	1766	508	324	0.21	0.14	1.19	0.08	409	0.25	0.27	1.18	0.08	
QVW12ZC	500 MCM AL	280	8 mil LC	18.80	34.65	36.78	45.92	2233	559	393	0.15	0.14	1.05	0.07	481	0.19	0.25	1.04	0.07	
QVX12ZC	750 MCM AL	280	8 mil LC	23.11	39.22	41.86	51.00	2865	635	486	0.10	0.13	0.90	0.06	574	0.14	0.24	0.89	0.06	
QVY12ZC	1000 MCM AL	280	8 mil LC	26.92	43.03	45.67	54.81	3403	660	561	0.08	0.12	0.81	0.06	643	0.12	0.23	0.80	0.06	
<b>28kV 100% Aluminum Three Phase 10 mil LC</b>																				
QVN13ZC	1 SOLID AL	280	10 mil LC	7.34	22.94	24.61	32.18	1043	406	148	0.86	0.18	1.92	0.11	196	0.90	0.32	1.88	0.11	
QVO13ZC	1 AWG AL	280	10 mil LC	7.65	23.24	24.92	32.49	1058	406	147	0.87	0.18	1.92	0.11	195	0.92	0.32	1.89	0.11	
QVP13ZC	1/0 SOLID AL	280	10 mil LC	8.26	23.85	25.53	33.10	1112	406	168	0.68	0.17	1.70	0.11	222	0.72	0.31	1.67	0.11	
QVQ13ZC	1/0 AWG AL	280	10 mil LC	8.59	24.18	25.86	33.43	1129	406	167	0.70	0.17	1.71	0.11	220	0.74	0.31	1.68	0.11	
QVR13ZC	2/0 AWG AL	280	10 mil LC	9.60	25.20	26.87	34.44	1211	432	190	0.55	0.16	1.53	0.10	249	0.60	0.30	1.50	0.10	
QVS13ZC	3/0 AWG AL	280	10 mil LC	10.82	26.42	28.55	36.12	1346	457	216	0.44	0.16	1.36	0.10	281	0.48	0.30	1.33	0.10	
QVT13ZC	4/0 AWG AL	280	10 mil LC	12.14	27.74	29.87	37.44	1412	457	245	0.35	0.15	1.23	0.09	316	0.39	0.29	1.21	0.09	
QVU13ZC	250 MCM AL	280	10 mil LC	13.28	29.13	31.27	38.84	1581	483	269	0.30	0.15	1.14	0.09	343	0.34	0.28	1.12	0.09	
QVV13ZC	350 MCM AL	280	10 mil LC	15.72	31.57	33.71	41.28	1835	508	323	0.21	0.14	1.00	0.08	404	0.26	0.26	0.98	0.08	
QVW13ZC	500 MCM AL	280	10 mil LC	18.80	34.65	36.78	45.92	2307	559	391	0.15	0.14	0.87	0.07	473	0.20	0.25	0.86	0.07	
QVX13ZC	750 MCM AL	280	10 mil LC	23.11	39.22	41.86	51.00	2947	635	483	0.11	0.13	0.74	0.06	560	0.15	0.23	0.73	0.06	
QVY13ZC	1000 MCM AL	280	10 mil LC	26.92	43.03	45.67	54.81	3493	660	557	0.08	0.12	0.66	0.06	624	0.12	0.22	0.66	0.06	

†Ampacities are based on the following:

Information Subject to Change without Notice.

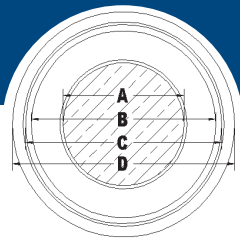
**PRODUCT NOTES:**

▲ Items are Prysmian authorized stock.  
The above dimensions are approximate and subject to normal manufacturing tolerances.  
All metric (SI) dimensions are derived from a soft conversion.

**Three Phase Operation**

In Duct: Three single cables in plastic duct, direct-buried in a triangular configuration, 90°C conductor temperature, 20°C ambient temperature, earth RHO of 90°C-cm/Watt, 100% load factor, 36 inch depth of burial, and shields short-circuited.  
Direct-Buried: Three single cables direct-buried, spaced 7.5 inches horizontally, 90°C conductor temperature, 20°C ambient temperature, earth RHO of 90°C-cm/Watt, 100% load factor, 36 inch depth of burial, and shields short-circuited.





# TRXLPE TRIPLESEAL<sup>®</sup> CSA

## 28kV 100%

Product Number	Conductor	Insulation Thickness (mils)	LC Shield Thickness	Conductor Diameter (mm)	Insulation Diameter (mm)	Insulation Shield Diameter (mm)	Jacket Diameter (mm)	Cable Weight (kg/km)	Minimum Bending Radius (mm)	† Ampacity (Amps)	90°C In Duct					90°C Direct Buried				
											+/- Sequence Impedance Resistance (Ω/km)	+/- Sequence Impedance Reactance (Ω/km)	Zero Sequence Impedance Resistance (Ω/km)	Zero Sequence Impedance Reactance (Ω/km)	† Ampacity (Amps)	+/- Sequence Impedance Resistance (Ω/km)	+/- Sequence Impedance Reactance (Ω/km)	Zero Sequence Impedance Resistance (Ω/km)	Zero Sequence Impedance Reactance (Ω/km)	
<b>28kV 100% Copper Three Phase 8 mil LC</b>																				
QV512ZC	1 SOLID CU	280	8 mil LC	7.34	22.94	24.61	32.18	1250	406	190	0.52	0.18	1.84	0.11	250	0.56	0.33	1.81	0.11	
QV612ZC	1 AWG CU	280	8 mil LC	7.59	23.19	24.87	32.44	1268	406	188	0.53	0.18	1.84	0.11	248	0.57	0.33	1.81	0.11	
QV712ZC	1/0 SOLID CU	280	8 mil LC	8.26	23.85	25.53	33.10	1388	406	216	0.41	0.17	1.69	0.11	283	0.45	0.32	1.66	0.11	
QV812ZC	1/0 AWG CU	280	8 mil LC	8.59	24.18	25.86	33.43	1409	406	214	0.42	0.17	1.69	0.11	281	0.46	0.32	1.65	0.11	
QV912ZC	2/0 AWG CU	280	8 mil LC	9.60	25.20	26.87	34.44	1575	432	243	0.34	0.17	1.56	0.10	317	0.37	0.31	1.53	0.10	
QVA12ZC	3/0 AWG CU	280	8 mil LC	10.82	26.42	28.55	36.12	1816	457	276	0.27	0.16	1.42	0.10	356	0.30	0.30	1.39	0.10	
QVB12ZC	4/0 AWG CU	280	8 mil LC	12.14	27.74	29.87	37.44	2069	457	313	0.21	0.15	1.31	0.09	399	0.25	0.29	1.29	0.09	
QVC12ZC	250 MCM CU	280	8 mil LC	13.28	29.13	31.27	38.84	2309	483	344	0.18	0.15	1.24	0.09	433	0.22	0.28	1.22	0.09	
QVD12ZC	350 MCM CU	280	8 mil LC	15.72	31.57	33.71	41.28	2874	508	412	0.13	0.14	1.11	0.08	505	0.17	0.27	1.10	0.08	
QVE12ZC	500 MCM CU	280	8 mil LC	18.77	34.62	36.75	45.90	3815	559	496	0.10	0.14	1.00	0.07	585	0.13	0.26	0.99	0.07	
QVF12ZC	750 MCM CU	280	8 mil LC	24.59	40.69	43.33	52.48	5377	635	608	0.07	0.13	0.84	0.06	684	0.10	0.23	0.83	0.06	
QVG12ZC	1000 MCM CU	280	8 mil LC	28.37	44.48	47.12	56.26	6721	686	690	0.05	0.12	0.76	0.06	752	0.09	0.22	0.76	0.06	
<b>28kV 100% Copper Three Phase 10 mil LC</b>																				
QV513ZC	1 SOLID CU	280	10 mil LC	7.34	22.94	24.61	32.18	1303	406	190	0.52	0.18	1.58	0.11	249	0.56	0.32	1.55	0.11	
QV613ZC	1 AWG CU	280	10 mil LC	7.59	23.19	24.87	32.44	1322	406	188	0.53	0.18	1.58	0.11	247	0.58	0.32	1.55	0.11	
QV713ZC	1/0 SOLID CU	280	10 mil LC	8.26	23.85	25.53	33.10	1443	406	215	0.41	0.17	1.44	0.11	281	0.46	0.31	1.41	0.11	
QV813ZC	1/0 AWG CU	280	10 mil LC	8.59	24.18	25.86	33.43	1464	406	214	0.42	0.17	1.43	0.11	279	0.47	0.31	1.41	0.11	
QV913ZC	2/0 AWG CU	280	10 mil LC	9.60	25.20	26.87	34.44	1632	432	243	0.34	0.16	1.31	0.10	314	0.38	0.30	1.29	0.10	
QVA13ZC	3/0 AWG CU	280	10 mil LC	10.82	26.42	28.55	36.12	1877	457	276	0.27	0.16	1.19	0.10	352	0.31	0.30	1.17	0.10	
QVB13ZC	4/0 AWG CU	280	10 mil LC	12.14	27.74	29.87	37.44	2131	457	313	0.21	0.15	1.09	0.09	394	0.26	0.29	1.08	0.09	
QVC13ZC	250 MCM CU	280	10 mil LC	13.28	29.13	31.27	38.84	2372	483	343	0.18	0.15	1.02	0.09	426	0.23	0.28	1.01	0.09	
QVD13ZC	350 MCM CU	280	10 mil LC	15.72	31.57	33.71	41.28	2942	508	410	0.13	0.14	0.92	0.08	495	0.18	0.26	0.91	0.08	
QVE13ZC	500 MCM CU	280	10 mil LC	18.77	34.62	36.75	45.90	3889	559	493	0.10	0.14	0.82	0.07	570	0.14	0.25	0.81	0.07	
QVF13XC	750 MCM CU	280	10 mil LC	24.59	40.69	43.33	52.48	5463	635	603	0.07	0.13	0.68	0.06	662	0.11	0.23	0.68	0.06	
QVG13XC	1000 MCM CU	280	10 mil LC	28.37	44.48	47.12	56.26	6812	686	681	0.06	0.12	0.62	0.06	720	0.10	0.22	0.62	0.06	

† Ampacities are based on the following:

Information Subject to Change without Notice.

**PRODUCT NOTES:**

▲ Items are Prysmian authorized stock.  
 The above dimensions are approximate and subject to normal manufacturing tolerances.  
 All metric (SI) dimensions are derived from a soft conversion.

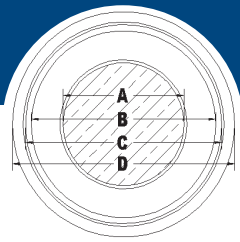
**Three Phase Operation**

In Duct: Three single cables in plastic duct, direct-buried in a triangular configuration, 90°C conductor temperature, 20°C ambient temperature, earth RHO of 90°C-cm/Watt, 100% load factor, 36 inch depth of burial, and shields short-circuited.  
 Direct-Buried: Three single cables direct-buried, spaced 7.5 inches horizontally, 90°C conductor temperature, 20°C ambient temperature, earth RHO of 90°C-cm/Watt, 100% load factor, 36 inch depth of burial, and shields short-circuited.



1-800-845-8507 (US)  
 1-800-263-4405 (West-CAN)  
 1-800-361-1418 (East-CAN)

www.prysmianusa.com  
 www.prysmiancanada.com



# TRXLPE TRIPLESEAL<sup>®</sup> CSA

## 28kV 133%

Product Number	Conductor	Insulation Thickness (mils)	LC Shield Thickness	Conductor Diameter (mm)	Insulation Diameter (mm)	Insulation Shield Diameter (mm)	Jacket Diameter (mm)	Cable Weight (kg/km)	Minimum Bending Radius (mm)	90°C In Duct					90°C Direct Buried				
										† Ampacity (Amps)	+/- Sequence Impedance Resistance (Ω/km)	+/- Sequence Impedance Reactance (Ω/km)	Zero Sequence Impedance Resistance (Ω/km)	Zero Sequence Impedance Reactance (Ω/km)	† Ampacity (Amps)	+/- Sequence Impedance Resistance (Ω/km)	+/- Sequence Impedance Reactance (Ω/km)	Zero Sequence Impedance Resistance (Ω/km)	Zero Sequence Impedance Reactance (Ω/km)
<b>28kV 133% Aluminum Three Phase 8 mil LC</b>																			
QBP12ZC	1/0 SOLID AL	345	8 mil LC	8.26	27.31	29.44	37.01	1277	457	168	0.68	0.17	1.96	0.11	223	0.71	0.32	1.92	0.11
QBQ12ZC	1/0 AWG AL	345	8 mil LC	8.59	27.64	29.77	37.34	1296	457	167	0.70	0.17	1.96	0.11	221	0.73	0.32	1.93	0.11
QBR12ZC	2/0 AWG AL	345	8 mil LC	9.60	28.65	30.78	38.35	1382	483	190	0.55	0.17	1.77	0.10	250	0.59	0.31	1.74	0.10
QBS12ZC	3/0 AWG AL	345	8 mil LC	10.82	29.87	32.00	39.57	1487	483	216	0.44	0.16	1.59	0.10	283	0.47	0.30	1.56	0.10
QBT12ZC	4/0 AWG AL	345	8 mil LC	12.14	31.19	33.32	40.89	1564	508	245	0.35	0.15	1.45	0.09	318	0.38	0.29	1.43	0.09
QBU12ZC	250 MCM AL	345	8 mil LC	13.28	32.59	34.72	42.29	1739	508	269	0.30	0.15	1.35	0.09	346	0.33	0.28	1.33	0.09
QBV12ZC	350 MCM AL	345	8 mil LC	15.72	35.03	37.16	46.30	2126	559	324	0.21	0.14	1.19	0.08	409	0.25	0.27	1.18	0.08
QBW12ZC	500 MCM AL	345	8 mil LC	18.80	38.10	40.23	49.38	2492	610	393	0.15	0.14	1.05	0.07	481	0.19	0.25	1.04	0.07
QBX12ZC	750 MCM AL	345	8 mil LC	23.11	42.67	45.31	54.46	3150	660	486	0.10	0.13	0.90	0.06	574	0.14	0.24	0.89	0.06
QBY12ZC	1000 MCM AL	345	8 mil LC	26.92	46.48	49.12	58.27	3707	711	561	0.08	0.12	0.81	0.06	643	0.12	0.23	0.80	0.06
<b>28kV 133% Aluminum Three Phase 10 mil LC</b>																			
QBP13ZC	1/0 SOLID AL	345	10 mil LC	8.26	27.31	29.44	37.01	1339	457	168	0.68	0.17	1.70	0.11	222	0.72	0.31	1.67	0.11
QBQ13ZC	1/0 AWG AL	345	10 mil LC	8.59	27.64	29.77	37.34	1358	457	167	0.70	0.17	1.71	0.11	220	0.74	0.31	1.68	0.11
QBR13ZC	2/0 AWG AL	345	10 mil LC	9.60	28.65	30.78	38.35	1445	483	190	0.55	0.16	1.53	0.10	249	0.60	0.30	1.50	0.10
QBS13ZC	3/0 AWG AL	345	10 mil LC	10.82	29.87	32.00	39.57	1552	483	216	0.44	0.16	1.36	0.10	281	0.48	0.30	1.33	0.10
QBT13ZC	4/0 AWG AL	345	10 mil LC	12.14	31.19	33.32	40.89	1633	508	245	0.35	0.15	1.23	0.09	316	0.39	0.29	1.21	0.09
QBU13ZC	250 MCM AL	345	10 mil LC	13.28	32.59	34.72	42.29	1809	508	269	0.30	0.15	1.14	0.09	343	0.34	0.28	1.12	0.09
QBV13ZC	350 MCM AL	345	10 mil LC	15.72	35.03	37.16	46.30	2201	559	323	0.21	0.14	1.00	0.08	404	0.26	0.26	0.98	0.08
QBW13ZC	500 MCM AL	345	10 mil LC	18.80	38.10	40.23	49.38	2573	610	391	0.15	0.14	0.87	0.07	473	0.20	0.25	0.86	0.07
QBX13ZC	750 MCM AL	345	10 mil LC	23.11	42.67	45.31	54.46	3239	660	483	0.11	0.13	0.74	0.06	560	0.15	0.23	0.73	0.06
QBY13ZC	1000 MCM AL	345	10 mil LC	26.92	46.48	49.12	58.27	3803	711	557	0.08	0.12	0.66	0.06	624	0.12	0.22	0.66	0.06

†Ampacities are based on the following:

Information Subject to Change without Notice.

**PRODUCT NOTES:**

▲ Items are Prysmian authorized stock.  
 The above dimensions are approximate and subject to normal manufacturing tolerances.  
 All metric (SI) dimensions are derived from a soft conversion.

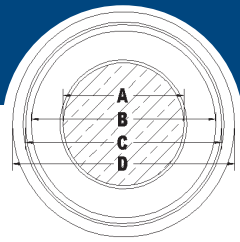
**Three Phase Operation**

In Duct: Three single cables in plastic duct, direct-buried in a triangular configuration, 90°C conductor temperature, 20°C ambient temperature, earth RHO of 90°C-cm/Watt, 100% load factor, 36 inch depth of burial, and shields short-circuited.  
 Direct-Buried: Three single cables direct-buried, spaced 7.5 inches horizontally, 90°C conductor temperature, 20°C ambient temperature, earth RHO of 90°C-cm/Watt, 100% load factor, 36 inch depth of burial, and shields short-circuited.



1-800-845-8507 (US)  
 1-800-263-4405 (West-CAN)  
 1-800-361-1418 (East-CAN)

www.prysmianusa.com  
 www.prysmiancanada.com



# TRXLPE TRIPLESEAL<sup>®</sup> CSA

## 28kV 133%

Product Number	Conductor	Insulation Thickness (mils)	LC Shield Thickness	Conductor Diameter (mm)				Cable Weight (kg/km)	Minimum Bending Radius (mm)	90°C In Duct						90°C Direct Buried			
				(A)	(B)	(C)	(D)			† Ampacity (Amps)	+/- Sequence Impedance Resistance (Ω/km)	+/- Sequence Impedance Reactance (Ω/km)	Zero Sequence Impedance Resistance (Ω/km)	Zero Sequence Impedance Reactance (Ω/km)	† Ampacity (Amps)	+/- Sequence Impedance Resistance (Ω/km)	+/- Sequence Impedance Reactance (Ω/km)	Zero Sequence Impedance Resistance (Ω/km)	Zero Sequence Impedance Reactance (Ω/km)
<b>28kV 133% Copper Three Phase 8 mil LC</b>																			
QB712ZC	1/0 SOLID CU	345	8 mil LC	8.26	27.31	29.44	37.01	1608	457	216	0.41	0.17	1.69	0.11	283	0.45	0.32	1.66	0.11
QB812ZC	1/0 AWG CU	345	8 mil LC	8.59	27.64	29.77	37.34	1630	457	214	0.42	0.17	1.69	0.11	281	0.46	0.32	1.65	0.11
QB912ZC	2/0 AWG CU	345	8 mil LC	9.60	28.65	30.78	38.35	1803	483	243	0.34	0.17	1.56	0.10	317	0.37	0.31	1.53	0.10
QBA12ZC	3/0 AWG CU	345	8 mil LC	10.82	29.87	32.00	39.57	2018	483	276	0.27	0.16	1.42	0.10	356	0.30	0.30	1.39	0.10
QBB12ZC	4/0 AWG CU	345	8 mil LC	12.14	31.19	33.32	40.89	2284	508	313	0.21	0.15	1.31	0.09	399	0.25	0.29	1.29	0.09
QBC12ZC	250 MCM CU	345	8 mil LC	13.28	32.59	34.72	42.29	2530	508	344	0.18	0.15	1.24	0.09	433	0.22	0.28	1.22	0.09
QBD12ZC	350 MCM CU	345	8 mil LC	15.72	35.03	37.16	46.30	3233	559	412	0.13	0.14	1.11	0.08	505	0.17	0.27	1.10	0.08
QBE12ZC	500 MCM CU	345	8 mil LC	18.77	38.07	40.21	49.35	4074	610	496	0.10	0.14	1.00	0.07	585	0.13	0.26	0.99	0.07
QBF12ZC	750 MCM CU	345	8 mil LC	24.59	44.15	46.79	55.93	5662	686	608	0.07	0.13	0.84	0.06	684	0.10	0.23	0.83	0.06
QBG12ZC	1000 MCM CU	345	8 mil LC	28.37	47.93	50.57	59.72	7031	737	690	0.05	0.12	0.76	0.06	752	0.09	0.22	0.76	0.06
<b>28kV 133% Copper Three Phase 10 mil LC</b>																			
QB713ZC	1/0 SOLID CU	345	10 mil LC	8.26	27.31	29.44	37.01	1670	457	215	0.41	0.17	1.44	0.11	281	0.46	0.31	1.41	0.11
QB813ZC	1/0 AWG CU	345	10 mil LC	8.59	27.64	29.77	37.34	1692	457	214	0.42	0.17	1.43	0.11	279	0.47	0.31	1.41	0.11
QB913ZC	2/0 AWG CU	345	10 mil LC	9.60	28.65	30.78	38.35	1866	483	243	0.34	0.16	1.31	0.10	314	0.38	0.30	1.29	0.10
QBA13ZC	3/0 AWG CU	345	10 mil LC	10.82	29.87	32.00	39.57	2083	483	276	0.27	0.16	1.19	0.10	352	0.31	0.30	1.17	0.10
QBB13ZC	4/0 AWG CU	345	10 mil LC	12.14	31.19	33.32	40.89	2353	508	313	0.21	0.15	1.09	0.09	394	0.26	0.29	1.08	0.09
QBC13ZC	250 MCM CU	345	10 mil LC	13.28	32.59	34.72	42.29	2600	508	343	0.18	0.15	1.02	0.09	426	0.23	0.28	1.01	0.09
QBD13ZC	350 MCM CU	345	10 mil LC	15.72	35.03	37.16	46.30	3309	559	410	0.13	0.14	0.92	0.08	495	0.18	0.26	0.91	0.08
QBE13ZC	500 MCM CU	345	10 mil LC	18.77	38.07	40.21	49.35	4155	610	493	0.10	0.14	0.82	0.07	570	0.14	0.25	0.81	0.07
QBF13XC	750 MCM CU	345	10 mil LC	24.59	44.15	46.79	55.93	5753	686	603	0.07	0.13	0.68	0.06	662	0.11	0.23	0.68	0.06
QBG13XC	1000 MCM CU	345	10 mil LC	28.37	47.93	50.57	59.72	7129	737	681	0.06	0.12	0.62	0.06	720	0.10	0.22	0.62	0.06

†Ampacities are based on the following:

Information Subject to Change without Notice.

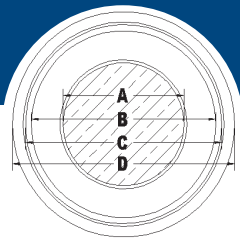
**PRODUCT NOTES:**

▲ Items are Prysmian authorized stock.  
 The above dimensions are approximate and subject to normal manufacturing tolerances.  
 All metric (SI) dimensions are derived from a soft conversion.

**Three Phase Operation**

In Duct: Three single cables in plastic duct, direct-buried in a triangular configuration, 90°C conductor temperature, 20°C ambient temperature, earth RHO of 90°C-cm/Watt, 100% load factor, 36 inch depth of burial, and shields short-circuited.  
 Direct-Buried: Three single cables direct-buried, spaced 7.5 inches horizontally, 90°C conductor temperature, 20°C ambient temperature, earth RHO of 90°C-cm/Watt, 100% load factor, 36 inch depth of burial, and shields short-circuited.





# TRXLPE TRIPLESEAL<sup>®</sup> CSA

35kV 100%

Product Number	Conductor	Insulation Thickness (mils)	LC Shield Thickness	Conductor Diameter (mm)	Insulation Diameter (mm)	Insulation Shield Diameter (mm)	Jacket Diameter (mm)	Cable Weight (kg/km)	Minimum Bending Radius (mm)	90°C In Duct					90°C Direct Buried				
										† Ampacity (Amps)	+/- Sequence Impedance Resistance (Ω/km)	+/- Sequence Impedance Reactance (Ω/km)	Zero Sequence Impedance Resistance (Ω/km)	Zero Sequence Impedance Reactance (Ω/km)	† Ampacity (Amps)	+/- Sequence Impedance Resistance (Ω/km)	+/- Sequence Impedance Reactance (Ω/km)	Zero Sequence Impedance Resistance (Ω/km)	Zero Sequence Impedance Reactance (Ω/km)
<b>35kV 100% Aluminum Three Phase 8 mil LC</b>																			
QBP12ZC	1/0 SOLID AL	345	8 mil LC	8.26	27.31	29.44	37.01	1277	457	170	0.68	0.18	1.80	0.11	220	0.72	0.32	1.77	0.11
QBQ12ZC	1/0 AWG AL	345	8 mil LC	8.59	27.64	29.77	37.34	1296	457	169	0.70	0.17	1.79	0.11	220	0.73	0.31	1.76	0.11
QBR12ZC	2/0 AWG AL	345	8 mil LC	9.60	28.65	30.78	38.35	1382	483	193	0.55	0.17	1.60	0.10	249	0.59	0.30	1.58	0.10
QBS12ZC	3/0 AWG AL	345	8 mil LC	10.82	29.87	32.00	39.57	1487	483	219	0.44	0.16	1.45	0.10	282	0.47	0.29	1.43	0.10
QBT12ZC	4/0 AWG AL	345	8 mil LC	12.14	31.19	33.32	40.89	1564	508	249	0.35	0.16	1.32	0.09	317	0.39	0.28	1.30	0.09
QBU12ZC	250 MCM AL	345	8 mil LC	13.28	32.59	34.72	42.29	1739	508	273	0.30	0.15	1.23	0.09	345	0.33	0.28	1.21	0.09
QBV12ZC	350 MCM AL	345	8 mil LC	15.72	35.03	37.16	46.30	2126	559	328	0.21	0.15	1.09	0.08	406	0.25	0.26	1.07	0.08
QBW12ZC	500 MCM AL	345	8 mil LC	18.80	38.10	40.23	49.38	2492	610	397	0.15	0.14	0.95	0.07	480	0.19	0.25	0.94	0.07
QBX12ZC	750 MCM AL	345	8 mil LC	23.11	42.67	45.31	54.46	3150	660	490	0.10	0.13	0.82	0.07	573	0.14	0.23	0.81	0.07
QBY12ZC	1000 MCM AL	345	8 mil LC	26.92	46.48	49.12	58.27	3707	711	565	0.08	0.12	0.74	0.06	643	0.12	0.22	0.74	0.06
<b>35kV 100% Aluminum Three Phase 10 mil LC</b>																			
QBP13ZC	1/0 SOLID AL	345	10 mil LC	8.26	27.31	29.44	37.01	1339	457	169	0.68	0.18	1.58	0.11	219	0.73	0.31	1.55	0.11
QBQ13ZC	1/0 AWG AL	345	10 mil LC	8.59	27.64	29.77	37.34	1358	457	169	0.70	0.17	1.57	0.11	219	0.74	0.31	1.54	0.11
QBR13ZC	2/0 AWG AL	345	10 mil LC	9.60	28.65	30.78	38.35	1445	483	192	0.55	0.17	1.39	0.10	248	0.60	0.30	1.37	0.10
QBS13ZC	3/0 AWG AL	345	10 mil LC	10.82	29.87	32.00	39.57	1552	483	219	0.44	0.16	1.25	0.10	280	0.48	0.29	1.23	0.10
QBT13ZC	4/0 AWG AL	345	10 mil LC	12.14	31.19	33.32	40.89	1633	508	248	0.35	0.16	1.13	0.09	315	0.39	0.28	1.11	0.09
QBU13ZC	250 MCM AL	345	10 mil LC	13.28	32.59	34.72	42.29	1809	508	272	0.30	0.15	1.04	0.09	342	0.34	0.27	1.03	0.09
QBV13ZC	350 MCM AL	345	10 mil LC	15.72	35.03	37.16	46.30	2201	559	327	0.21	0.15	0.91	0.08	401	0.26	0.26	0.90	0.08
QBW13ZC	500 MCM AL	345	10 mil LC	18.80	38.10	40.23	49.38	2573	610	395	0.15	0.14	0.79	0.07	472	0.20	0.24	0.78	0.07
QBX13ZC	750 MCM AL	345	10 mil LC	23.11	42.67	45.31	54.46	3239	660	487	0.11	0.13	0.68	0.07	560	0.15	0.23	0.67	0.07
QBY13ZC	1000 MCM AL	345	10 mil LC	26.92	46.48	49.12	58.27	3803	711	560	0.08	0.12	0.61	0.06	624	0.13	0.22	0.61	0.06

†Ampacities are based on the following:

Information Subject to Change without Notice.

**PRODUCT NOTES:**

▲ Items are Prysmian authorized stock.  
 The above dimensions are approximate and subject to normal manufacturing tolerances.  
 All metric (SI) dimensions are derived from a soft conversion.

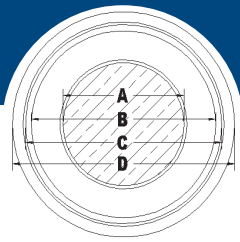
**Three Phase Operation**

In Duct: Three single cables in plastic duct, direct-buried in a triangular configuration, 90°C conductor temperature, 20°C ambient temperature, earth RHO of 90°C-cm/Watt, 100% load factor, 36 inch depth of burial, and shields short-circuited.  
 Direct-Buried: Three single cables direct-buried, spaced 7.5 inches horizontally, 90°C conductor temperature, 20°C ambient temperature, earth RHO of 90°C-cm/Watt, 100% load factor, 36 inch depth of burial, and shields short-circuited.



1-800-845-8507 (US)  
 1-800-263-4405 (West-CAN)  
 1-800-361-1418 (East-CAN)

www.prysmianusa.com  
 www.prysmiancanada.com



# TRXLPE TRIPLESEAL<sup>®</sup> CSA

## 35kV 100%

Product Number	Conductor	Insulation Thickness (mils)	LC Shield Thickness	Conductor Diameter (mm)	Insulation Diameter (mm)	Insulation Shield Diameter (mm)	Jacket Diameter (mm)	Cable Weight (kg/km)	Minimum Bending Radius (mm)	90°C In Duct					90°C Direct Buried				
										† Ampacity (Amps)	+/- Sequence Impedance Resistance (Ω/km)	+/- Sequence Impedance Reactance (Ω/km)	Zero Sequence Impedance Resistance (Ω/km)	Zero Sequence Impedance Reactance (Ω/km)	† Ampacity (Amps)	+/- Sequence Impedance Resistance (Ω/km)	+/- Sequence Impedance Reactance (Ω/km)	Zero Sequence Impedance Resistance (Ω/km)	Zero Sequence Impedance Reactance (Ω/km)
<b>35kV 100% Copper Three Phase 8 mil LC</b>																			
QB712ZC	1/0 SOLID CU	345	8 mil LC	8.26	27.31	29.44	37.01	1608	457	217	0.41	0.18	1.54	0.11	279	0.45	0.32	1.51	0.11
QB812ZC	1/0 AWG CU	345	8 mil LC	8.59	27.64	29.77	37.34	1630	457	218	0.42	0.17	1.51	0.11	280	0.46	0.31	1.48	0.11
QB912ZC	2/0 AWG CU	345	8 mil LC	9.60	28.65	30.78	38.35	1803	483	247	0.34	0.17	1.39	0.10	315	0.37	0.30	1.36	0.10
QBA12ZC	3/0 AWG CU	345	8 mil LC	10.82	29.87	32.00	39.57	2018	483	280	0.27	0.16	1.28	0.10	355	0.30	0.29	1.26	0.10
QBB12ZC	4/0 AWG CU	345	8 mil LC	12.14	31.19	33.32	40.89	2284	508	317	0.21	0.16	1.19	0.09	398	0.25	0.28	1.17	0.09
QBC12ZC	250 MCM CU	345	8 mil LC	13.28	32.59	34.72	42.29	2530	508	348	0.18	0.15	1.12	0.09	431	0.22	0.28	1.10	0.09
QBD12ZC	350 MCM CU	345	8 mil LC	15.72	35.03	37.16	46.30	3233	559	417	0.13	0.15	1.00	0.08	502	0.17	0.26	0.99	0.08
QBE12ZC	500 MCM CU	345	8 mil LC	18.77	38.07	40.21	49.35	4074	610	501	0.10	0.14	0.89	0.07	584	0.13	0.25	0.88	0.07
QBF12ZC	750 MCM CU	345	8 mil LC	24.59	44.15	46.79	55.93	5662	686	609	0.07	0.13	0.78	0.07	681	0.10	0.23	0.78	0.07
QBG12ZC	1000 MCM CU	345	8 mil LC	28.37	47.93	50.57	59.72	7031	737	691	0.05	0.12	0.72	0.06	749	0.09	0.22	0.71	0.06
<b>35kV 100% Copper Three Phase 10 mil LC</b>																			
QB713ZC	1/0 SOLID CU	345	10 mil LC	8.26	27.31	29.44	37.01	1670	457	217	0.42	0.18	1.31	0.11	278	0.46	0.31	1.29	0.11
QB813ZC	1/0 AWG CU	345	10 mil LC	8.59	27.64	29.77	37.34	1692	457	217	0.42	0.17	1.29	0.11	278	0.47	0.31	1.27	0.11
QB913ZC	2/0 AWG CU	345	10 mil LC	9.60	28.65	30.78	38.35	1866	483	246	0.34	0.17	1.18	0.10	313	0.38	0.30	1.16	0.10
QBA13ZC	3/0 AWG CU	345	10 mil LC	10.82	29.87	32.00	39.57	2083	483	280	0.27	0.16	1.08	0.10	351	0.31	0.29	1.06	0.10
QBB13ZC	4/0 AWG CU	345	10 mil LC	12.14	31.19	33.32	40.89	2353	508	317	0.22	0.16	0.93	0.09	393	0.26	0.28	0.98	0.09
QBC13ZC	250 MCM CU	345	10 mil LC	13.28	32.59	34.72	42.29	2600	508	347	0.18	0.15	0.93	0.09	425	0.23	0.27	0.92	0.09
QBD13ZC	350 MCM CU	345	10 mil LC	15.72	35.03	37.16	46.30	3309	559	415	0.13	0.15	0.83	0.08	492	0.18	0.26	0.82	0.08
QBE13ZC	500 MCM CU	345	10 mil LC	18.77	38.07	40.21	49.35	4155	610	497	0.10	0.14	0.73	0.07	569	0.14	0.24	0.73	0.07
QBF13XC	750 MCM CU	345	10 mil LC	24.59	44.15	46.79	55.93	5753	686	603	0.07	0.13	0.64	0.07	659	0.11	0.23	0.64	0.07
QBG13XC	1000 MCM CU	345	10 mil LC	28.37	47.93	50.57	59.72	7129	737	682	0.06	0.12	0.58	0.06	718	0.10	0.22	0.58	0.06

†Ampacities are based on the following:

Information Subject to Change without Notice.

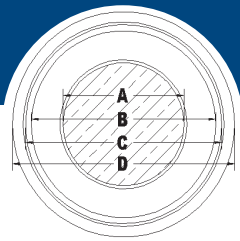
**PRODUCT NOTES:**

▲ Items are Prysmian authorized stock.  
 The above dimensions are approximate and subject to normal manufacturing tolerances.  
 All metric (SI) dimensions are derived from a soft conversion.

**Three Phase Operation**

In Duct: Three single cables in plastic duct, direct-buried in a triangular configuration, 90°C conductor temperature, 20°C ambient temperature, earth RHO of 90°C-cm/Watt, 100% load factor, 36 inch depth of burial, and shields short-circuited.  
 Direct-Buried: Three single cables direct-buried, spaced 7.5 inches horizontally, 90°C conductor temperature, 20°C ambient temperature, earth RHO of 90°C-cm/Watt, 100% load factor, 36 inch depth of burial, and shields short-circuited.





# TRXLPE TRIPLESEAL<sup>®</sup> CSA

## 35kV 133%

Product Number	Conductor	Insulation Thickness (mils)	LC Shield Thickness	Conductor Diameter (mm)	Insulation Diameter (mm)	Insulation Shield Diameter (mm)	Jacket Diameter (mm)	Cable Weight (kg/km)	Minimum Bending Radius (mm)	90°C In Duct					90°C Direct Buried				
										† Ampacity (Amps)	+/- Sequence Impedance Resistance (Ω/km)	+/- Sequence Impedance Reactance (Ω/km)	Zero Sequence Impedance Resistance (Ω/km)	Zero Sequence Impedance Reactance (Ω/km)	† Ampacity (Amps)	+/- Sequence Impedance Resistance (Ω/km)	+/- Sequence Impedance Reactance (Ω/km)	Zero Sequence Impedance Resistance (Ω/km)	Zero Sequence Impedance Reactance (Ω/km)
<b>35kV 133% Aluminum Three Phase 8 mil LC</b>																			
QCP12ZC	1/0 SOLID AL	420	8 mil LC	8.26	31.27	33.40	40.97	1518	508	170	0.68	0.18	1.80	0.11	220	0.72	0.32	1.77	0.11
QCQ12ZC	1/0 AWG AL	420	8 mil LC	8.59	31.60	33.73	41.30	1539	508	169	0.70	0.17	1.79	0.11	220	0.73	0.31	1.76	0.11
QCR12ZC	2/0 AWG AL	420	8 mil LC	9.60	32.61	34.75	42.32	1630	508	193	0.55	0.17	1.60	0.10	249	0.59	0.30	1.58	0.10
QCS12ZC	3/0 AWG AL	420	8 mil LC	10.82	33.83	35.97	45.11	1871	559	219	0.44	0.16	1.45	0.10	282	0.47	0.29	1.43	0.10
QCT12ZC	4/0 AWG AL	420	8 mil LC	12.14	35.15	37.29	46.43	1954	559	249	0.35	0.16	1.32	0.09	317	0.39	0.28	1.30	0.09
QCU12ZC	250 MCM AL	420	8 mil LC	13.28	36.55	38.68	47.83	2140	584	273	0.30	0.15	1.23	0.09	345	0.33	0.28	1.21	0.09
QCV12ZC	350 MCM AL	420	8 mil LC	15.72	38.99	41.63	50.77	2465	610	328	0.21	0.15	1.09	0.08	406	0.25	0.26	1.07	0.08
QCW12ZC	500 MCM AL	420	8 mil LC	18.80	42.06	44.70	53.85	2858	660	397	0.15	0.14	0.95	0.07	480	0.19	0.25	0.94	0.07
QCX12ZC	750 MCM AL	420	8 mil LC	23.11	46.63	49.28	58.42	3493	711	490	0.10	0.13	0.82	0.07	573	0.14	0.23	0.81	0.07
QCY12ZC	1000 MCM AL	420	8 mil LC	26.92	50.44	53.09	62.23	4072	762	565	0.08	0.12	0.74	0.06	643	0.12	0.22	0.74	0.06
<b>35kV 133% Aluminum Three Phase 10 mil LC</b>																			
QCP13ZC	1/0 SOLID AL	420	10 mil LC	8.26	31.27	33.40	40.97	1587	508	169	0.68	0.18	1.58	0.11	219	0.73	0.31	1.55	0.11
QCQ13ZC	1/0 AWG AL	420	10 mil LC	8.59	31.60	33.73	41.30	1608	508	169	0.70	0.17	1.57	0.11	219	0.74	0.31	1.54	0.11
QCR13ZC	2/0 AWG AL	420	10 mil LC	9.60	32.61	34.75	42.32	1701	508	192	0.55	0.17	1.39	0.10	248	0.60	0.30	1.37	0.10
QCS13ZC	3/0 AWG AL	420	10 mil LC	10.82	33.83	35.97	45.11	1945	559	219	0.44	0.16	1.25	0.10	280	0.48	0.29	1.23	0.10
QCT13ZC	4/0 AWG AL	420	10 mil LC	12.14	35.15	37.29	46.43	2029	559	248	0.35	0.16	1.13	0.09	315	0.39	0.28	1.11	0.09
QCU13ZC	250 MCM AL	420	10 mil LC	13.28	36.55	38.68	47.83	2217	584	272	0.30	0.15	1.04	0.09	342	0.34	0.27	1.03	0.09
QCV13ZC	350 MCM AL	420	10 mil LC	15.72	38.99	41.63	50.77	2547	610	327	0.21	0.15	0.91	0.08	401	0.26	0.26	0.90	0.08
QCW13ZC	500 MCM AL	420	10 mil LC	18.80	42.06	44.70	53.85	2948	660	395	0.15	0.14	0.79	0.07	472	0.20	0.24	0.78	0.07
QCX13ZC	750 MCM AL	420	10 mil LC	23.11	46.63	49.28	58.42	3589	711	487	0.11	0.13	0.68	0.07	560	0.15	0.23	0.67	0.07
QCY13ZC	1000 MCM AL	420	10 mil LC	26.92	50.44	53.09	62.23	4175	762	560	0.08	0.12	0.61	0.06	624	0.13	0.22	0.61	0.06

†Ampacities are based on the following:

Information Subject to Change without Notice.

**PRODUCT NOTES:**

▲ Items are Prysmian authorized stock.  
 The above dimensions are approximate and subject to normal manufacturing tolerances.  
 All metric (SI) dimensions are derived from a soft conversion.

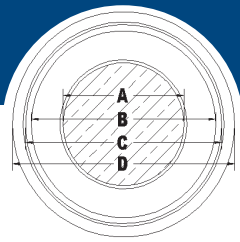
**Three Phase Operation**

In Duct: Three single cables in plastic duct, direct-buried in a triangular configuration, 90°C conductor temperature, 20°C ambient temperature, earth RHO of 90°C-cm/Watt, 100% load factor, 36 inch depth of burial, and shields short-circuited.  
 Direct-Buried: Three single cables direct-buried, spaced 7.5 inches horizontally, 90°C conductor temperature, 20°C ambient temperature, earth RHO of 90°C-cm/Watt, 100% load factor, 36 inch depth of burial, and shields short-circuited.



1-800-845-8507 (US)  
 1-800-263-4405 (West-CAN)  
 1-800-361-1418 (East-CAN)

www.prysmianusa.com  
 www.prysmiancanada.com



# TRXLPE TRIPLESEAL<sup>®</sup> CSA

## 35kV 133%

Product Number	Conductor	Insulation Thickness (mils)	LC Shield Thickness	Conductor Diameter (mm)	Insulation Diameter (mm)	Insulation Shield Diameter (mm)	Jacket Diameter (mm)	Cable Weight (kg/km)	Minimum Bending Radius (mm)	90°C In Duct					90°C Direct Buried				
										† Ampacity (Amps)	+/- Sequence Impedance Resistance (Ω/km)	+/- Sequence Impedance Reactance (Ω/km)	Zero Sequence Impedance Resistance (Ω/km)	Zero Sequence Impedance Reactance (Ω/km)	† Ampacity (Amps)	+/- Sequence Impedance Resistance (Ω/km)	+/- Sequence Impedance Reactance (Ω/km)	Zero Sequence Impedance Resistance (Ω/km)	Zero Sequence Impedance Reactance (Ω/km)
<b>35kV 133% Copper Three Phase 8 mil LC</b>																			
QC712ZC	1/0 SOLID CU	420	8 mil LC	8.26	31.27	33.40	40.97	1849	508	217	0.41	0.18	1.54	0.11	279	0.45	0.32	1.51	0.11
QC812ZC	1/0 AWG CU	420	8 mil LC	8.59	31.60	33.73	41.30	1873	508	218	0.42	0.17	1.51	0.11	280	0.46	0.31	1.48	0.11
QC912ZC	2/0 AWG CU	420	8 mil LC	9.60	32.61	34.75	42.32	2052	508	247	0.34	0.17	1.39	0.10	315	0.37	0.30	1.36	0.10
QCA12ZC	3/0 AWG CU	420	8 mil LC	10.82	33.83	35.97	45.11	2402	559	280	0.27	0.16	1.28	0.10	355	0.30	0.29	1.26	0.10
QCB12ZC	4/0 AWG CU	420	8 mil LC	12.14	35.15	37.29	46.43	2673	559	317	0.21	0.16	1.19	0.09	398	0.25	0.28	1.17	0.09
QCC12ZC	250 MCM CU	420	8 mil LC	13.28	36.55	38.68	47.83	2931	584	348	0.18	0.15	1.12	0.09	431	0.22	0.28	1.10	0.09
QCD12ZC	350 MCM CU	420	8 mil LC	15.72	38.99	41.63	50.77	3572	610	417	0.13	0.15	1.00	0.08	502	0.17	0.26	0.99	0.08
QCE12ZC	500 MCM CU	420	8 mil LC	18.77	42.04	44.68	53.82	4433	660	501	0.10	0.14	0.89	0.07	584	0.13	0.25	0.88	0.07
QCF12ZC	750 MCM CU	420	8 mil LC	24.59	48.11	50.75	59.89	6021	737	609	0.07	0.13	0.78	0.07	681	0.10	0.23	0.78	0.07
QCG12ZC	1000 MCM CU	420	8 mil LC	28.37	51.89	54.53	63.68	7405	787	691	0.05	0.12	0.72	0.06	749	0.09	0.22	0.71	0.06
<b>35kV 133% Copper Three Phase 10 mil LC</b>																			
QC713ZC	1/0 SOLID CU	420	10 mil LC	8.26	31.27	33.40	40.97	1918	508	217	0.42	0.18	1.31	0.11	278	0.46	0.31	1.29	0.11
QC813ZC	1/0 AWG CU	420	10 mil LC	8.59	31.60	33.73	41.30	1942	508	217	0.42	0.17	1.29	0.11	278	0.47	0.31	1.27	0.11
QC913ZC	2/0 AWG CU	420	10 mil LC	9.60	32.61	34.75	42.32	2122	508	246	0.34	0.17	1.18	0.10	313	0.38	0.30	1.16	0.10
QCA13ZC	3/0 AWG CU	420	10 mil LC	10.82	33.83	35.97	45.11	2476	559	280	0.27	0.16	1.08	0.10	351	0.31	0.29	1.06	0.10
QCB13ZC	4/0 AWG CU	420	10 mil LC	12.14	35.15	37.29	46.43	2749	559	317	0.22	0.16	0.93	0.09	393	0.26	0.28	0.98	0.09
QCC13ZC	250 MCM CU	420	10 mil LC	13.28	36.55	38.68	47.83	3008	584	347	0.18	0.15	0.93	0.09	425	0.23	0.27	0.92	0.09
QCD13ZC	350 MCM CU	420	10 mil LC	15.72	38.99	41.63	50.77	3655	610	415	0.13	0.15	0.83	0.08	492	0.18	0.26	0.82	0.08
QCE13ZC	500 MCM CU	420	10 mil LC	18.77	42.04	44.68	53.82	4521	660	497	0.10	0.14	0.73	0.07	569	0.14	0.24	0.73	0.07
QCF13XC	750 MCM CU	420	10 mil LC	24.59	48.11	50.75	59.89	6120	737	603	0.07	0.13	0.64	0.07	659	0.11	0.23	0.64	0.07
QCG13XC	1000 MCM CU	420	10 mil LC	28.37	51.89	54.53	63.68	7510	787	682	0.06	0.12	0.58	0.06	718	0.10	0.22	0.58	0.06

†Ampacities are based on the following:

Information Subject to Change without Notice.

**PRODUCT NOTES:**

▲ Items are Prysmian authorized stock.  
 The above dimensions are approximate and subject to normal manufacturing tolerances.  
 All metric (SI) dimensions are derived from a soft conversion.

**Three Phase Operation**

In Duct: Three single cables in plastic duct, direct-buried in a triangular configuration, 90°C conductor temperature, 20°C ambient temperature, earth RHO of 90°C-cm/Watt, 100% load factor, 36 inch depth of burial, and shields short-circuited.  
 Direct-Buried: Three single cables direct-buried, spaced 7.5 inches horizontally, 90°C conductor temperature, 20°C ambient temperature, earth RHO of 90°C-cm/Watt, 100% load factor, 36 inch depth of burial, and shields short-circuited.

