



### Description

Single conductor cable with stranded or solid aluminum or copper conductors, triple extruded insulation system consisting of a thermosetting semiconducting conductor shield, high dielectric strength VOLTALENE® TRXLPE insulation, thermosetting semiconducting insulation shield, LC Shield®, linear low-density polyethylene (LLDPE) jacket.

### Specifications

### Ratings

<b>CSA</b> C58	C58 C68.5	-40°C
----------------	-----------	-------

For 90°C continuous, 130°C emergency, 250°C short-circuit operation.



### Design Parameters

#### Conductor

- Solid Class B compact or compressed concentric strand aluminum alloy 1350 or soft drawn annealed copper per ASTM.

#### Conductor Shield

- Extruded thermosetting semiconducting shield which is free stripping from the conductor and bonded to the insulation.

#### Insulation

- Natural high dielectric strength VOLTALENE® TRXLPE insulation, exhibiting an optimum balance of mechanical and electrical properties, insuring resistance to treeing.

#### Insulation Shield

- Extruded thermosetting semiconducting shield with controlled adhesion to the insulation providing the required balance between electrical integrity and ease of stripping.

#### LC Shield®

- A transversely corrugated copper tape is longitudinally applied over the insulation shield with an overlap. A bridging tape is applied at the overlap. This construction is effective in impeding moisture ingress into the insulation system and accommodates the expansion and contraction of the cable during thermal cycling.









#### Jacket

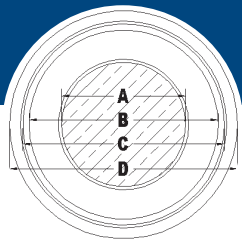
- Black insulating sunlight resistant linear low-density polyethylene jacket tightly applied over the LC Shield® with three extruded red stripes.

### Options

- Black jacket with no stripes
- EPROTENAX® (EPR) insulation
- Multiplex cables
- Super smooth conductor shield
- Cables made to AEIC CS8 and/or ICEA S-97-682
- Strandseal®
- Sealed LC Shield® overlap with ripcords
- 46kV

### Installations

- |  |   |
|--|---|
|  Conduit in Air   |  Direct Buried   |
|  Underground Duct |  Isolated in Air |
|  Wet Locations    |  Dry Locations   |
|  With Messenger   |  Utility Primary |



# TRXLPE LC SHIELD<sup>®</sup> CSA

15kV 100%

Product Number	Conductor	Insulation Thickness (mils)	LC Shield Thickness	Conductor Diameter (mm)	Insulation Diameter (mm)	Insulation Shield Diameter (mm)	Jacket Diameter (mm)	Cable Weight (kg/km)	Minimum Bending Radius (mm)	90°C In Duct					90°C Direct Buried				
										† Ampacity (Amps)	+/- Sequence Impedance Resistance (Ω/km)	+/- Sequence Impedance Reactance (Ω/km)	Zero Sequence Impedance Resistance (Ω/km)	Zero Sequence Impedance Reactance (Ω/km)	† Ampacity (Amps)	+/- Sequence Impedance Resistance (Ω/km)	+/- Sequence Impedance Reactance (Ω/km)	Zero Sequence Impedance Resistance (Ω/km)	Zero Sequence Impedance Reactance (Ω/km)
<b>15kV 100% Aluminum Three Phase 8 mil LC</b>																			
Q7Q06ZC	1/0 AWG AL	175	8 mil LC	8.59	18.69	20.37	27.13	768	330	165	0.70	0.15	2.27	0.08	228	0.73	0.31	2.24	0.08
Q7R06ZC	2/0 AWG AL	175	8 mil LC	9.60	19.71	21.39	28.14	839	356	188	0.55	0.15	2.05	0.08	258	0.58	0.30	2.02	0.08
Q7S06ZC	3/0 AWG AL	175	8 mil LC	10.82	20.93	22.61	29.36	926	356	215	0.44	0.14	1.86	0.07	292	0.47	0.30	1.83	0.07
Q7T06ZC	4/0 AWG AL	175	8 mil LC	12.14	22.25	23.93	30.68	984	381	244	0.35	0.14	1.69	0.07	328	0.38	0.29	1.67	0.07
Q7U06ZC	250 MCM AL	175	8 mil LC	13.28	23.65	25.32	32.08	1135	406	268	0.30	0.13	1.57	0.07	357	0.33	0.28	1.55	0.07
Q7V06ZC	350 MCM AL	175	8 mil LC	15.72	26.09	28.22	34.98	1385	432	323	0.21	0.13	1.36	0.06	420	0.25	0.26	1.34	0.06
Q7W06ZC	500 MCM AL	175	8 mil LC	18.80	29.16	31.29	38.05	1697	457	393	0.15	0.12	1.18	0.06	495	0.19	0.25	1.17	0.06
Q7X06ZC	750 MCM AL	175	8 mil LC	23.11	33.73	35.86	42.62	2229	533	488	0.10	0.12	1.00	0.05	586	0.14	0.23	1.00	0.05
Q7Y06ZC	1000 MCM AL	175	8 mil LC	26.92	37.54	39.67	48.01	2834	584	563	0.08	0.11	0.89	0.05	654	0.12	0.22	0.88	0.05
<b>15kV 100% Aluminum Three Phase 10 mil LC</b>																			
Q7Q07ZC	1/0 AWG AL	175	10 mil LC	8.59	18.69	20.37	27.13	811	330	165	0.70	0.15	1.96	0.08	227	0.74	0.31	1.93	0.08
Q7R07ZC	2/0 AWG AL	175	10 mil LC	9.60	19.71	21.39	28.14	884	356	188	0.55	0.15	1.75	0.08	257	0.59	0.30	1.73	0.08
Q7S07ZC	3/0 AWG AL	175	10 mil LC	10.82	20.93	22.61	29.36	972	356	215	0.44	0.14	1.57	0.07	290	0.48	0.29	1.55	0.07
Q7T07ZC	4/0 AWG AL	175	10 mil LC	12.14	22.25	23.93	30.68	1034	381	244	0.35	0.14	1.42	0.07	325	0.39	0.28	1.40	0.07
Q7U07ZC	250 MCM AL	175	10 mil LC	13.28	23.65	25.32	32.08	1187	406	268	0.30	0.13	1.31	0.07	353	0.34	0.27	1.30	0.07
Q7V07ZC	350 MCM AL	175	10 mil LC	15.72	26.09	28.22	34.98	1442	432	323	0.21	0.13	1.13	0.06	414	0.26	0.26	1.11	0.06
Q7W07ZC	500 MCM AL	175	10 mil LC	18.80	29.16	31.29	38.05	1759	457	391	0.15	0.12	0.97	0.06	486	0.20	0.25	0.97	0.06
Q7X07ZC	750 MCM AL	175	10 mil LC	23.11	33.73	35.86	42.62	2299	533	485	0.11	0.12	0.82	0.05	571	0.15	0.23	0.82	0.05
Q7Y07ZC	1000 MCM AL	175	10 mil LC	26.92	37.54	39.67	48.01	2911	584	559	0.08	0.11	0.73	0.05	634	0.12	0.22	0.72	0.05

†Ampacities are based on the following:

Information Subject to Change without Notice.

**PRODUCT NOTES:**

▲ Items are Prysmian authorized stock.  
 The above dimensions are approximate and subject to normal manufacturing tolerances.  
 All metric (SI) dimensions are derived from a soft conversion.

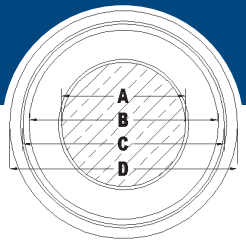
**Three Phase Operation**

In Duct: Three single cables in plastic duct, direct-buried in a triangular configuration, 90°C conductor temperature, 20°C ambient temperature, earth RHO of 90°C-cm/Watt, 100% load factor, 36 inch depth of burial, and shields short-circuited.  
 Direct-Buried: Three single cables direct-buried, spaced 7.5 inches horizontally, 90°C conductor temperature, 20°C ambient temperature, earth RHO of 90°C-cm/Watt, 100% load factor, 36 inch depth of burial, and shields short-circuited.



1-800-845-8507 (US)  
 1-800-263-4405 (West-CAN)  
 1-800-361-1418 (East-CAN)

www.prysmianusa.com  
 www.prysmiancanada.com



# TRXLPE LC SHIELD<sup>®</sup> CSA

15kV 100%

Product Number	Conductor	Insulation Thickness (mils)	LC Shield Thickness	Conductor Diameter (mm)				Cable Weight (kg/km)	Minimum Bending Radius (mm)	90°C In Duct						90°C Direct Buried			
				(A)	(B)	(C)	(D)			† Ampacity (Amps)	+/- Sequence Impedance Resistance (Ω/km)	+/- Sequence Impedance Reactance (Ω/km)	Zero Sequence Impedance Resistance (Ω/km)	Zero Sequence Impedance Reactance (Ω/km)	† Ampacity (Amps)	+/- Sequence Impedance Resistance (Ω/km)	+/- Sequence Impedance Reactance (Ω/km)	Zero Sequence Impedance Resistance (Ω/km)	Zero Sequence Impedance Reactance (Ω/km)
<b>15kV 100% Copper Three Phase 8 mil LC</b>																			
Q7806ZC	1/0 AWG CU	175	8 mil LC	8.59	18.69	20.37	27.13	1102	330	212	0.42	0.15	2.00	0.08	290	0.45	0.31	1.97	0.08
Q7906ZC	2/0 AWG CU	175	8 mil LC	9.60	19.71	21.39	28.14	1260	356	241	0.34	0.15	1.84	0.08	327	0.37	0.30	1.81	0.08
Q7A06ZC	3/0 AWG CU	175	8 mil LC	10.82	20.93	22.61	29.36	1456	356	274	0.27	0.14	1.69	0.07	367	0.30	0.30	1.66	0.07
Q7B06ZC	4/0 AWG CU	175	8 mil LC	12.14	22.25	23.93	30.68	1703	381	312	0.21	0.14	1.56	0.07	411	0.25	0.29	1.53	0.07
Q7C06ZC	250 MCM CU	175	8 mil LC	13.28	23.65	25.32	32.08	1927	406	342	0.18	0.13	1.45	0.07	445	0.22	0.28	1.44	0.07
Q7D06ZC	350 MCM CU	175	8 mil LC	15.72	26.09	28.22	34.98	2493	432	411	0.13	0.13	1.27	0.06	518	0.17	0.26	1.26	0.06
Q7E06ZC	500 MCM CU	175	8 mil LC	18.77	29.13	31.27	38.02	3280	457	496	0.09	0.12	1.12	0.06	601	0.13	0.25	1.11	0.06
Q7F06ZC	750 MCM CU	175	8 mil LC	24.59	35.20	37.34	45.67	4802	559	606	0.07	0.12	0.97	0.05	694	0.10	0.23	0.96	0.05
Q7G06ZC	1000 MCM CU	175	8 mil LC	28.37	38.99	41.63	49.96	6148	610	688	0.05	0.11	0.86	0.05	760	0.09	0.22	0.86	0.05
<b>15kV 100% Copper Three Phase 10 mil LC</b>																			
Q7807ZC	1/0 AWG CU	175	10 mil LC	8.59	18.69	20.37	27.13	1145	330	212	0.42	0.15	1.68	0.08	288	0.46	0.31	1.66	0.08
Q7907ZC	2/0 AWG CU	175	10 mil LC	9.60	19.71	21.39	28.14	1305	356	241	0.34	0.15	1.54	0.08	324	0.38	0.30	1.51	0.08
Q7A07ZC	3/0 AWG CU	175	10 mil LC	10.82	20.93	22.61	29.36	1503	356	274	0.27	0.14	1.40	0.07	364	0.31	0.29	1.38	0.07
Q7B07ZC	4/0 AWG CU	175	10 mil LC	12.14	22.25	23.93	30.68	1753	381	311	0.21	0.14	1.29	0.07	406	0.26	0.28	1.27	0.07
Q7C07ZC	250 MCM CU	175	10 mil LC	13.28	23.65	25.32	32.08	1978	406	341	0.18	0.13	1.20	0.07	438	0.22	0.27	1.18	0.07
Q7D07ZC	350 MCM CU	175	10 mil LC	15.72	26.09	28.22	34.98	2549	432	410	0.13	0.13	1.05	0.06	507	0.17	0.26	1.04	0.06
Q7E07ZC	500 MCM CU	175	10 mil LC	18.77	29.13	31.27	38.02	3342	457	493	0.10	0.12	0.92	0.06	585	0.14	0.25	0.91	0.06
Q7F07XC	750 MCM CU	175	10 mil LC	24.59	35.20	37.34	45.67	4874	559	601	0.07	0.12	0.79	0.05	670	0.11	0.23	0.78	0.05
Q7G07XC	1000 MCM CU	175	10 mil LC	28.37	38.99	41.63	49.96	6229	610	680	0.06	0.11	0.70	0.05	727	0.10	0.22	0.70	0.05

†Ampacities are based on the following:

Information Subject to Change without Notice.

**PRODUCT NOTES:**

▲ Items are Prysmian authorized stock.  
 The above dimensions are approximate and subject to normal manufacturing tolerances.  
 All metric (SI) dimensions are derived from a soft conversion.

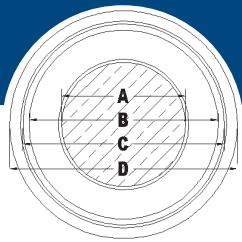
**Three Phase Operation**

In Duct: Three single cables in plastic duct, direct-buried in a triangular configuration, 90°C conductor temperature, 20°C ambient temperature, earth RHO of 90°C-cm/Watt, 100% load factor, 36 inch depth of burial, and shields short-circuited.  
 Direct-Buried: Three single cables direct-buried, spaced 7.5 inches horizontally, 90°C conductor temperature, 20°C ambient temperature, earth RHO of 90°C-cm/Watt, 100% load factor, 36 inch depth of burial, and shields short-circuited.



1-800-845-8507 (US)  
 1-800-263-4405 (West-CAN)  
 1-800-361-1418 (East-CAN)

www.prysmianusa.com  
 www.prysmiancanada.com



# TRXLPE LC SHIELD<sup>®</sup> CSA

## 15kV 133%

Product Number	Conductor	Insulation Thickness (mils)	LC Shield Thickness	Conductor Diameter (mm)	Insulation Diameter (mm)	Insulation Shield Diameter (mm)	Jacket Diameter (mm)	Cable Weight (kg/km)	Minimum Bending Radius (mm)	90°C In Duct					90°C Direct Buried				
										† Ampacity (Amps)	+/- Sequence Impedance Resistance (Ω/km)	+/- Sequence Impedance Reactance (Ω/km)	Zero Sequence Impedance Resistance (Ω/km)	Zero Sequence Impedance Reactance (Ω/km)	† Ampacity (Amps)	+/- Sequence Impedance Resistance (Ω/km)	+/- Sequence Impedance Reactance (Ω/km)	Zero Sequence Impedance Resistance (Ω/km)	Zero Sequence Impedance Reactance (Ω/km)
<b>15kV 133% Aluminum Three Phase 8 mil LC</b>																			
Q8MØ6ZC	2 AWG AL	220	8 mil LC	6.81	19.25	20.93	27.69	761	356	129	1.10	0.18	2.65	0.11	176	1.13	0.33	2.60	0.11
Q8NØ6ZC	1 SOLID AL	220	8 mil LC	7.34	19.79	21.46	28.22	797	356	146	0.86	0.17	2.40	0.10	199	0.89	0.33	2.35	0.10
Q8OØ6ZC	1 AWG AL	220	8 mil LC	7.65	20.09	21.77	28.52	816	356	147	0.87	0.17	2.35	0.10	200	0.91	0.32	2.31	0.10
Q8PØ6ZC	1/0 SOLID AL	220	8 mil LC	8.26	20.70	22.38	29.13	860	356	167	0.68	0.16	2.16	0.09	226	0.71	0.32	2.12	0.09
Q8QØ6ZC	1/0 AWG AL	220	8 mil LC	8.59	21.03	22.71	29.46	880	356	165	0.70	0.15	2.27	0.08	228	0.73	0.31	2.24	0.08
Q8RØ6ZC	2/0 AWG AL	220	8 mil LC	9.60	22.05	23.72	30.48	955	381	188	0.55	0.15	2.05	0.08	258	0.58	0.30	2.02	0.08
Q8SØ6ZC	3/0 AWG AL	220	8 mil LC	10.82	23.27	24.94	31.70	1045	381	215	0.44	0.14	1.86	0.07	292	0.47	0.30	1.83	0.07
Q8TØ6ZC	4/0 AWG AL	220	8 mil LC	12.14	24.59	26.26	33.02	1101	406	244	0.35	0.14	1.69	0.07	328	0.38	0.29	1.67	0.07
Q8UØ6ZC	250 MCM AL	220	8 mil LC	13.28	25.98	27.66	34.42	1264	432	268	0.30	0.13	1.57	0.07	357	0.33	0.28	1.55	0.07
Q8VØ6ZC	350 MCM AL	220	8 mil LC	15.72	28.42	30.56	37.31	1524	457	323	0.21	0.13	1.36	0.06	420	0.25	0.26	1.34	0.06
Q8WØ6ZC	500 MCM AL	220	8 mil LC	18.80	31.50	33.63	40.39	1846	508	393	0.15	0.12	1.18	0.06	495	0.19	0.25	1.17	0.06
Q8XØ6ZC	750 MCM AL	220	8 mil LC	23.11	36.07	38.20	46.53	2513	559	488	0.10	0.12	1.00	0.05	586	0.14	0.23	1.00	0.05
Q8YØ6ZC	1000 MCM AL	220	8 mil LC	26.92	39.88	42.52	50.85	3062	635	563	0.08	0.11	0.89	0.05	654	0.12	0.22	0.88	0.05
<b>15kV 133% Aluminum Three Phase 10 mil LC</b>																			
Q8MØ7ZC	2 AWG AL	220	10 mil LC	6.81	19.25	20.93	27.69	806	356	129	1.10	0.18	2.34	0.11	176	1.14	0.33	2.30	0.11
Q8NØ7ZC	1 SOLID AL	220	10 mil LC	7.34	19.79	21.46	28.22	842	356	146	0.86	0.17	2.09	0.10	199	0.90	0.33	2.05	0.10
Q8OØ7ZC	1 AWG AL	220	10 mil LC	7.65	20.09	21.77	28.52	862	356	147	0.87	0.16	2.06	0.10	199	0.92	0.32	2.03	0.10
Q8PØ7ZC	1/0 SOLID AL	220	10 mil LC	8.26	20.70	22.38	29.13	907	356	166	0.68	0.16	1.86	0.09	225	0.72	0.32	1.83	0.09
Q8QØ7ZC	1/0 AWG AL	220	10 mil LC	8.59	21.03	22.71	29.46	928	356	165	0.70	0.15	1.96	0.08	227	0.74	0.31	1.93	0.08
Q8RØ7ZC	2/0 AWG AL	220	10 mil LC	9.60	22.05	23.72	30.48	1004	381	188	0.55	0.15	1.75	0.08	257	0.59	0.30	1.73	0.08
Q8SØ7ZC	3/0 AWG AL	220	10 mil LC	10.82	23.27	24.94	31.70	1097	381	215	0.44	0.14	1.57	0.07	290	0.48	0.29	1.55	0.07
Q8TØ7ZC	4/0 AWG AL	220	10 mil LC	12.14	24.59	26.26	33.02	1154	406	244	0.35	0.14	1.42	0.07	325	0.39	0.28	1.40	0.07
Q8UØ7ZC	250 MCM AL	220	10 mil LC	13.28	25.98	27.66	34.42	1321	432	268	0.30	0.13	1.31	0.07	353	0.34	0.27	1.30	0.07
Q8VØ7ZC	350 MCM AL	220	10 mil LC	15.72	28.42	30.56	37.31	1586	457	323	0.21	0.13	1.13	0.06	414	0.26	0.26	1.11	0.06
Q8WØ7ZC	500 MCM AL	220	10 mil LC	18.80	31.50	33.63	40.39	1913	508	391	0.15	0.12	0.97	0.06	486	0.20	0.25	0.97	0.06
Q8XØ7ZC	750 MCM AL	220	10 mil LC	23.11	36.07	38.20	46.53	2586	559	485	0.11	0.12	0.82	0.05	571	0.15	0.23	0.82	0.05
Q8YØ7ZC	1000 MCM AL	220	10 mil LC	26.92	39.88	42.52	50.85	3144	635	559	0.08	0.11	0.73	0.05	634	0.12	0.22	0.72	0.05

†Ampacities are based on the following:

Information Subject to Change without Notice.

**PRODUCT NOTES:**

▲ Items are Prysmian authorized stock.  
The above dimensions are approximate and subject to normal manufacturing tolerances.  
All metric (SI) dimensions are derived from a soft conversion.

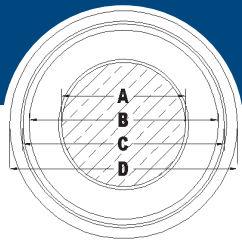
**Three Phase Operation**

In Duct: Three single cables in plastic duct, direct-buried in a triangular configuration, 90°C conductor temperature, 20°C ambient temperature, earth RHO of 90°C-cm/Watt, 100% load factor, 36 inch depth of burial, and shields short-circuited.  
Direct-Buried: Three single cables direct-buried, spaced 7.5 inches horizontally, 90°C conductor temperature, 20°C ambient temperature, earth RHO of 90°C-cm/Watt, 100% load factor, 36 inch depth of burial, and shields short-circuited.



1-800-845-8507 (US)  
1-800-263-4405 (West-CAN)  
1-800-361-1418 (East-CAN)

www.prysmianusa.com  
www.prysmiancanada.com



# TRXLPE LC SHIELD<sup>®</sup> CSA

## 15kV 133%

Product Number	Conductor	Insulation Thickness (mils)	LC Shield Thickness	Conductor Diameter (mm)				Cable Weight (kg/km)	Minimum Bending Radius (mm)	90°C In Duct					90°C Direct Buried				
				(A)	(B)	(C)	(D)			† Ampacity (Amps)	+/- Sequence Impedance Resistance (Ω/km)	+/- Sequence Impedance Reactance (Ω/km)	Zero Sequence Impedance Resistance (Ω/km)	Zero Sequence Impedance Reactance (Ω/km)	† Ampacity (Amps)	+/- Sequence Impedance Resistance (Ω/km)	+/- Sequence Impedance Reactance (Ω/km)	Zero Sequence Impedance Resistance (Ω/km)	Zero Sequence Impedance Reactance (Ω/km)
<b>15kV 133% Copper Three Phase 8 mil LC</b>																			
Q8406ZC	2 AWG CU	220	8 mil LC	6.81	19.25	20.93	27.69	971	356	166	0.67	0.18	2.22	0.11	225	0.70	0.33	2.17	0.11
Q8506ZC	1 SOLID CU	220	8 mil LC	7.34	19.79	21.46	28.22	1057	356	188	0.52	0.17	2.06	0.10	254	0.55	0.33	2.02	0.10
Q8606ZC	1 AWG CU	220	8 mil LC	7.59	20.04	21.72	28.47	1079	356	188	0.53	0.17	2.01	0.10	254	0.57	0.32	1.97	0.10
Q8706ZC	1/0 SOLID CU	220	8 mil LC	8.26	20.70	22.38	29.13	1191	356	213	0.41	0.16	1.89	0.09	287	0.45	0.32	1.86	0.09
Q8806ZC	1/0 AWG CU	220	8 mil LC	8.59	21.03	22.71	29.46	1214	356	212	0.42	0.15	2.00	0.08	290	0.45	0.31	1.97	0.08
Q8906ZC	2/0 AWG CU	220	8 mil LC	9.60	22.05	23.72	30.48	1376	381	241	0.34	0.15	1.84	0.08	327	0.37	0.30	1.81	0.08
Q8A06ZC	3/0 AWG CU	220	8 mil LC	10.82	23.27	24.94	31.70	1576	381	274	0.27	0.14	1.69	0.07	367	0.30	0.30	1.66	0.07
Q8B06ZC	4/0 AWG CU	220	8 mil LC	12.14	24.59	26.26	33.02	1821	406	312	0.21	0.14	1.56	0.07	411	0.25	0.29	1.53	0.07
Q8C06ZC	250 MCM CU	220	8 mil LC	13.28	25.98	27.66	34.42	2055	432	342	0.18	0.13	1.45	0.07	445	0.22	0.28	1.44	0.07
Q8D06ZC	350 MCM CU	220	8 mil LC	15.72	28.42	30.56	37.31	2631	457	411	0.13	0.13	1.27	0.06	518	0.17	0.26	1.26	0.06
Q8E06ZC	500 MCM CU	220	8 mil LC	18.77	31.47	33.60	40.36	3429	508	496	0.09	0.12	1.12	0.06	601	0.13	0.25	1.11	0.06
Q8F06ZC	750 MCM CU	220	8 mil LC	24.59	37.54	39.67	48.01	4978	584	606	0.07	0.12	0.97	0.05	694	0.10	0.23	0.96	0.05
Q8G06ZC	1000 MCM CU	220	8 mil LC	28.37	41.33	43.97	52.30	6332	635	688	0.05	0.11	0.86	0.05	760	0.09	0.22	0.86	0.05
<b>15kV 133% Copper Three Phase 10 mil LC</b>																			
Q8407ZC	2 AWG CU	220	10 mil LC	6.81	19.25	20.93	27.69	1015	356	165	0.67	0.18	1.91	0.11	224	0.71	0.33	1.87	0.11
Q8507ZC	1 SOLID CU	220	10 mil LC	7.34	19.79	21.46	28.22	1102	356	188	0.52	0.17	1.75	0.10	253	0.56	0.33	1.72	0.10
Q8607ZC	1 AWG CU	220	10 mil LC	7.59	20.04	21.72	28.47	1126	356	188	0.53	0.16	1.72	0.10	253	0.57	0.32	1.69	0.10
Q8707ZC	1/0 SOLID CU	220	10 mil LC	8.26	20.70	22.38	29.13	1238	356	213	0.41	0.16	1.60	0.09	285	0.46	0.32	1.57	0.09
Q8807ZC	1/0 AWG CU	220	10 mil LC	8.59	21.03	22.71	29.46	1262	356	212	0.42	0.15	1.68	0.08	288	0.46	0.31	1.66	0.08
Q8907ZC	2/0 AWG CU	220	10 mil LC	9.60	22.05	23.72	30.48	1426	381	241	0.34	0.15	1.54	0.08	324	0.38	0.30	1.51	0.08
Q8A07ZC	3/0 AWG CU	220	10 mil LC	10.82	23.27	24.94	31.70	1628	381	274	0.27	0.14	1.40	0.07	364	0.31	0.29	1.38	0.07
Q8B07ZC	4/0 AWG CU	220	10 mil LC	12.14	24.59	26.26	33.02	1874	406	311	0.21	0.14	1.29	0.07	406	0.26	0.28	1.27	0.07
Q8C07ZC	250 MCM CU	220	10 mil LC	13.28	25.98	27.66	34.42	2112	432	341	0.18	0.13	1.20	0.07	438	0.22	0.27	1.18	0.07
Q8D07ZC	350 MCM CU	220	10 mil LC	15.72	28.42	30.56	37.31	2693	457	410	0.13	0.13	1.05	0.06	507	0.17	0.26	1.04	0.06
Q8E07ZC	500 MCM CU	220	10 mil LC	18.77	31.47	33.60	40.36	3496	508	493	0.10	0.12	0.92	0.06	585	0.14	0.25	0.91	0.06
Q8F07XC	750 MCM CU	220	10 mil LC	24.59	37.54	39.67	48.01	5055	584	601	0.07	0.12	0.79	0.05	670	0.11	0.23	0.78	0.05
Q8G07XC	1000 MCM CU	220	10 mil LC	28.37	41.33	43.97	52.30	6417	635	680	0.06	0.11	0.70	0.05	727	0.10	0.22	0.70	0.05

†Ampacities are based on the following:

Information Subject to Change without Notice.

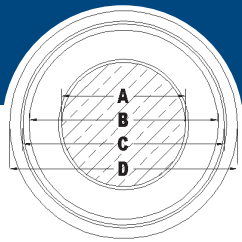
**PRODUCT NOTES:**

▲ Items are Prysmian authorized stock.  
 The above dimensions are approximate and subject to normal manufacturing tolerances.  
 All metric (SI) dimensions are derived from a soft conversion.

**Three Phase Operation**

In Duct: Three single cables in plastic duct, direct-buried in a triangular configuration, 90°C conductor temperature, 20°C ambient temperature, earth RHO of 90°C-cm/Watt, 100% load factor, 36 inch depth of burial, and shields short-circuited.  
 Direct-Buried: Three single cables direct-buried, spaced 7.5inches horizontally, 90°C conductor temperature, 20°C ambient temperature, earth RHO of 90°C-cm/Watt, 100% load factor, 36 inch depth of burial, and shields short-circuited.





# TRXLPE LC SHIELD<sup>®</sup> CSA

## 25kV 100%

Product Number	Conductor	Insulation Thickness (mils)	LC Shield Thickness	Conductor Diameter (mm)	Insulation Diameter (mm)	Insulation Shield Diameter (mm)	Jacket Diameter (mm)	Cable Weight (kg/km)	Minimum Bending Radius (mm)	90°C In Duct					90°C Direct Buried				
										† Ampacity (Amps)	+/- Sequence Impedance Resistance (Ω/km)	+/- Sequence Impedance Reactance (Ω/km)	Zero Sequence Impedance Resistance (Ω/km)	Zero Sequence Impedance Reactance (Ω/km)	† Ampacity (Amps)	+/- Sequence Impedance Resistance (Ω/km)	+/- Sequence Impedance Reactance (Ω/km)	Zero Sequence Impedance Resistance (Ω/km)	Zero Sequence Impedance Reactance (Ω/km)
<b>25kV 100% Aluminum Three Phase 8 mil LC</b>																			
Q9N06ZC	1 SOLID AL	260	8 mil LC	7.34	21.87	23.55	30.30	902	381	147	0.86	0.17	2.26	0.11	198	0.89	0.33	2.22	0.11
Q9O06ZC	1 AWG AL	260	8 mil LC	7.65	22.17	23.85	30.61	915	381	148	0.87	0.17	2.23	0.10	198	0.91	0.32	2.19	0.10
Q9P06ZC	1/0 SOLID AL	260	8 mil LC	8.26	22.78	24.46	31.22	968	381	168	0.68	0.17	2.03	0.10	224	0.71	0.32	1.99	0.10
Q9Q06ZC	1/0 AWG AL	260	8 mil LC	8.59	23.11	24.79	31.55	982	381	168	0.70	0.16	2.00	0.10	224	0.73	0.31	1.96	0.10
Q9R06ZC	2/0 AWG AL	260	8 mil LC	9.60	24.13	25.81	32.56	1059	406	191	0.55	0.16	1.80	0.09	253	0.59	0.30	1.77	0.09
Q9S06ZC	3/0 AWG AL	260	8 mil LC	10.82	25.35	27.03	33.78	1154	406	217	0.44	0.15	1.61	0.09	286	0.47	0.29	1.59	0.09
Q9T06ZC	4/0 AWG AL	260	8 mil LC	12.14	26.67	28.80	35.56	1247	432	247	0.35	0.15	1.47	0.08	322	0.38	0.28	1.45	0.08
Q9U06ZC	250 MCM AL	260	8 mil LC	13.28	28.07	30.20	36.96	1409	457	271	0.30	0.14	1.37	0.08	350	0.33	0.28	1.35	0.08
Q9V06ZC	350 MCM AL	260	8 mil LC	15.72	30.51	32.64	39.40	1650	483	326	0.21	0.14	1.20	0.07	413	0.25	0.26	1.19	0.07
Q9W06ZC	500 MCM AL	260	8 mil LC	18.80	33.58	35.71	42.47	1981	533	396	0.15	0.13	1.05	0.07	486	0.19	0.25	1.04	0.07
Q9X06ZC	750 MCM AL	260	8 mil LC	23.11	38.15	40.28	48.62	2674	584	489	0.10	0.12	0.90	0.06	579	0.14	0.23	0.89	0.06
Q9Y06ZC	1000 MCM AL	260	8 mil LC	26.92	41.96	44.60	52.93	3230	660	564	0.08	0.12	0.81	0.06	648	0.12	0.22	0.80	0.06
<b>25kV 100% Aluminum Three Phase 10 mil LC</b>																			
Q9N07ZC	1 SOLID AL	260	10 mil LC	7.34	21.87	23.55	30.30	952	381	147	0.86	0.17	1.98	0.11	197	0.90	0.32	1.95	0.11
Q9O07ZC	1 AWG AL	260	10 mil LC	7.65	22.17	23.85	30.61	965	381	148	0.87	0.17	1.96	0.10	197	0.92	0.32	1.93	0.10
Q9P07ZC	1/0 SOLID AL	260	10 mil LC	8.26	22.78	24.46	31.22	1020	381	167	0.68	0.17	1.76	0.10	223	0.72	0.31	1.73	0.10
Q9Q07ZC	1/0 AWG AL	260	10 mil LC	8.59	23.11	24.79	31.55	1034	381	168	0.70	0.16	1.74	0.10	223	0.74	0.31	1.71	0.10
Q9R07ZC	2/0 AWG AL	260	10 mil LC	9.60	24.13	25.81	32.56	1113	406	191	0.55	0.16	1.55	0.09	252	0.60	0.30	1.53	0.09
Q9S07ZC	3/0 AWG AL	260	10 mil LC	10.82	25.35	27.03	33.78	1209	406	217	0.44	0.15	1.38	0.09	284	0.48	0.29	1.36	0.09
Q9T07ZC	4/0 AWG AL	260	10 mil LC	12.14	26.67	28.80	35.56	1306	432	246	0.35	0.15	1.24	0.08	319	0.39	0.28	1.23	0.08
Q9U07ZC	250 MCM AL	260	10 mil LC	13.28	28.07	30.20	36.96	1469	457	270	0.30	0.14	1.15	0.08	347	0.34	0.27	1.14	0.08
Q9V07ZC	350 MCM AL	260	10 mil LC	15.72	30.51	32.64	39.40	1715	483	325	0.21	0.14	1.00	0.07	408	0.26	0.26	0.99	0.07
Q9W07ZC	500 MCM AL	260	10 mil LC	18.80	33.58	35.71	42.47	2052	533	394	0.15	0.13	0.87	0.07	478	0.20	0.24	0.87	0.07
Q9X07ZC	750 MCM AL	260	10 mil LC	23.11	38.15	40.28	48.62	2753	584	486	0.11	0.12	0.74	0.06	565	0.15	0.23	0.73	0.06
Q9Y07ZC	1000 MCM AL	260	10 mil LC	26.92	41.96	44.60	52.93	3316	660	560	0.08	0.12	0.66	0.06	629	0.12	0.22	0.66	0.06

†Ampacities are based on the following:

Information Subject to Change without Notice.

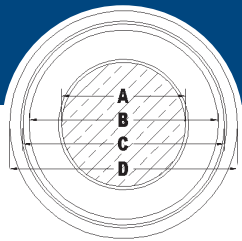
**PRODUCT NOTES:**

▲ Items are Prysmian authorized stock.  
The above dimensions are approximate and subject to normal manufacturing tolerances.  
All metric (SI) dimensions are derived from a soft conversion.

**Three Phase Operation**

In Duct: Three single cables in plastic duct, direct-buried in a triangular configuration, 90°C conductor temperature, 20°C ambient temperature, earth RHO of 90°C-cm/Watt, 100% load factor, 36 inch depth of burial, and shields short-circuited.  
Direct-Buried: Three single cables direct-buried, spaced 7.5 inches horizontally, 90°C conductor temperature, 20°C ambient temperature, earth RHO of 90°C-cm/Watt, 100% load factor, 36 inch depth of burial, and shields short-circuited.





# TRXLPE LC SHIELD<sup>®</sup> CSA

## 25kV 100%

Product Number	Conductor	Insulation Thickness (mils)	LC Shield Thickness	Conductor Dimensions				Cable Weight (kg/km)	Minimum Bending Radius (mm)	90°C In Duct						90°C Direct Buried					
				(A)	(B)	(C)	(D)			† Ampacity (Amps)	+/- Sequence Impedance Resistance (Ω/km)	+/- Sequence Impedance Reactance (Ω/km)	Zero Sequence Impedance Resistance (Ω/km)	Zero Sequence Impedance Reactance (Ω/km)	† Ampacity (Amps)	+/- Sequence Impedance Resistance (Ω/km)	+/- Sequence Impedance Reactance (Ω/km)	Zero Sequence Impedance Resistance (Ω/km)	Zero Sequence Impedance Reactance (Ω/km)		
<b>25kV 100% Copper Three Phase 8 mil LC</b>																					
Q95Ø6ZC	1 SOLID CU	260	8 mil LC	7.34	21.87	23.55	30.30	1162	381	189	0.52	0.17	1.92	0.11	252	0.55	0.33	1.88	0.11		
Q96Ø6ZC	1 AWG CU	260	8 mil LC	7.59	22.12	23.80	30.56	1178	381	189	0.53	0.17	1.89	0.10	252	0.57	0.32	1.85	0.10		
Q97Ø6ZC	1/0 SOLID CU	260	8 mil LC	8.26	22.78	24.46	31.22	1299	381	215	0.41	0.17	1.77	0.10	284	0.45	0.32	1.73	0.10		
Q98Ø6ZC	1/0 AWG CU	260	8 mil LC	8.59	23.11	24.79	31.55	1316	381	215	0.42	0.16	1.72	0.10	285	0.46	0.31	1.69	0.10		
Q99Ø6ZC	2/0 AWG CU	260	8 mil LC	9.60	24.13	25.81	32.56	1481	406	244	0.34	0.16	1.58	0.09	321	0.37	0.30	1.56	0.09		
Q9AØ6ZC	3/0 AWG CU	260	8 mil LC	10.82	25.35	27.03	33.78	1684	406	278	0.27	0.15	1.44	0.09	360	0.30	0.29	1.42	0.09		
Q9BØ6ZC	4/0 AWG CU	260	8 mil LC	12.14	26.67	28.80	35.56	1967	432	315	0.21	0.15	1.33	0.08	403	0.25	0.28	1.31	0.08		
Q9CØ6ZC	250 MCM CU	260	8 mil LC	13.28	28.07	30.20	36.96	2200	457	346	0.18	0.14	1.25	0.08	437	0.22	0.28	1.23	0.08		
Q9DØ6ZC	350 MCM CU	260	8 mil LC	15.72	30.51	32.64	39.40	2757	483	414	0.13	0.14	1.12	0.07	510	0.17	0.26	1.11	0.07		
Q9EØ6ZC	500 MCM CU	260	8 mil LC	18.77	33.55	35.69	42.44	3564	533	499	0.10	0.13	1.00	0.07	591	0.13	0.25	0.99	0.07		
Q9FØ6ZC	750 MCM CU	260	8 mil LC	24.59	39.62	42.27	50.60	5187	610	608	0.07	0.12	0.86	0.06	687	0.10	0.23	0.86	0.06		
Q9GØ6ZC	1000 MCM CU	260	8 mil LC	28.37	43.41	46.05	54.38	6505	660	690	0.05	0.12	0.78	0.06	754	0.09	0.22	0.78	0.06		
<b>25kV 100% Copper Three Phase 10 mil LC</b>																					
Q95Ø7ZC	1 SOLID CU	260	10 mil LC	7.34	21.87	23.55	30.30	1212	381	189	0.52	0.17	1.64	0.11	250	0.56	0.32	1.61	0.11		
Q96Ø7ZC	1 AWG CU	260	10 mil LC	7.59	22.12	23.80	30.56	1228	381	189	0.53	0.17	1.61	0.10	250	0.58	0.32	1.59	0.10		
Q97Ø7ZC	1/0 SOLID CU	260	10 mil LC	8.26	22.78	24.46	31.22	1350	381	215	0.53	0.17	1.49	0.10	282	0.46	0.32	1.47	0.10		
Q98Ø7ZC	1/0 AWG CU	260	10 mil LC	8.59	23.11	24.79	31.55	1368	381	215	0.42	0.16	1.46	0.10	283	0.47	0.31	1.44	0.10		
Q99Ø7ZC	2/0 AWG CU	260	10 mil LC	9.60	24.13	25.81	32.56	1534	406	244	0.34	0.16	1.33	0.09	318	0.38	0.30	1.31	0.09		
Q9AØ7ZC	3/0 AWG CU	260	10 mil LC	10.82	25.35	27.03	33.78	1739	406	277	0.27	0.15	1.21	0.09	356	0.31	0.29	1.19	0.09		
Q9BØ7ZC	4/0 AWG CU	260	10 mil LC	12.14	26.67	28.80	35.56	2025	432	315	0.21	0.15	1.11	0.08	398	0.26	0.28	1.09	0.08		
Q9CØ7ZC	250 MCM CU	260	10 mil LC	13.28	28.07	30.20	36.96	2260	457	345	0.18	0.14	1.04	0.08	431	0.23	0.27	1.02	0.08		
Q9DØ7ZC	350 MCM CU	260	10 mil LC	15.72	30.51	32.64	39.40	2822	483	412	0.13	0.14	0.92	0.07	500	0.18	0.26	0.91	0.07		
Q9EØ7ZC	500 MCM CU	260	10 mil LC	18.77	33.55	35.69	42.44	3634	533	496	0.10	0.13	0.82	0.07	575	0.14	0.24	0.81	0.07		
Q9FØ7XC	750 MCM CU	260	10 mil LC	24.59	39.62	42.27	50.60	5270	610	602	0.07	0.12	0.70	0.06	664	0.11	0.23	0.70	0.06		
Q9GØ7XC	1000 MCM CU	260	10 mil LC	28.37	43.41	46.05	54.38	6592	660	681	0.06	0.12	0.64	0.06	722	0.10	0.22	0.63	0.06		

†Ampacities are based on the following:

Information Subject to Change without Notice.

**PRODUCT NOTES:**

▲ Items are Prysmian authorized stock.  
The above dimensions are approximate and subject to normal manufacturing tolerances.  
All metric (SI) dimensions are derived from a soft conversion.

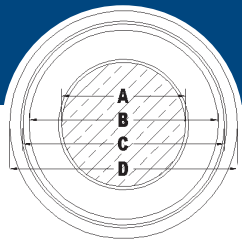
**Three Phase Operation**

In Duct: Three single cables in plastic duct, direct-buried in a triangular configuration, 90°C conductor temperature, 20°C ambient temperature, earth RHO of 90°C-cm/Watt, 100% load factor, 36 inch depth of burial, and shields short-circuited.  
Direct-Buried: Three single cables direct-buried, spaced 7.5 inches horizontally, 90°C conductor temperature, 20°C ambient temperature, earth RHO of 90°C-cm/Watt, 100% load factor, 36 inch depth of burial, and shields short-circuited.



1-800-845-8507 (US)  
1-800-263-4405 (West-CAN)  
1-800-361-1418 (East-CAN)

www.prysmianusa.com  
www.prysmiancanada.com



# TRXLPE LC SHIELD<sup>®</sup> CSA

## 25kV 133%

Product Number	Conductor	Insulation Thickness (mils)	LC Shield Thickness	Conductor Diameter (mm)	Insulation Diameter (mm)	Insulation Shield Diameter (mm)	Jacket Diameter (mm)	Cable Weight (kg/km)	Minimum Bending Radius (mm)	† Ampacity (Amps)	90°C In Duct					90°C Direct Buried				
											+/- Sequence Impedance Resistance (Ω/km)	+/- Sequence Impedance Reactance (Ω/km)	Zero Sequence Impedance Resistance (Ω/km)	Zero Sequence Impedance Reactance (Ω/km)	† Ampacity (Amps)	+/- Sequence Impedance Resistance (Ω/km)	+/- Sequence Impedance Reactance (Ω/km)	Zero Sequence Impedance Resistance (Ω/km)	Zero Sequence Impedance Reactance (Ω/km)	
<b>25kV 133% Aluminum Three Phase 8 mil LC</b>																				
QANØ6ZC	1 SOLID AL	320	8 mil LC	7.34	25.02	26.70	33.45	1062	406	147	0.86	0.17	2.26	0.11	198	0.89	0.33	2.22	0.11	
QAOØ6ZC	1 AWG AL	320	8 mil LC	7.65	25.32	27.00	33.76	1076	406	148	0.87	0.17	2.23	0.10	198	0.91	0.32	2.19	0.10	
QAPØ6ZC	1/0 SOLID AL	320	8 mil LC	8.26	25.93	27.61	34.37	1132	432	168	0.68	0.17	2.03	0.10	224	0.71	0.32	1.99	0.10	
QAAQØ6ZC	1/0 AWG AL	320	8 mil LC	8.59	26.26	28.40	35.15	1181	432	168	0.70	0.16	2.00	0.10	224	0.73	0.31	1.96	0.10	
QARØ6ZC	2/0 AWG AL	320	8 mil LC	9.60	27.28	29.41	36.17	1264	457	191	0.55	0.16	1.80	0.09	253	0.59	0.30	1.77	0.09	
QASØ6ZC	3/0 AWG AL	320	8 mil LC	10.82	28.50	30.63	37.39	1365	457	217	0.44	0.15	1.61	0.09	286	0.47	0.29	1.59	0.09	
QATØ6ZC	4/0 AWG AL	320	8 mil LC	12.14	29.82	31.95	38.71	1432	483	247	0.35	0.15	1.47	0.08	322	0.38	0.28	1.45	0.08	
QAUØ6ZC	250 MCM AL	320	8 mil LC	13.28	31.22	33.35	40.11	1606	483	271	0.30	0.14	1.37	0.08	350	0.33	0.28	1.35	0.08	
QAVØ6ZC	350 MCM AL	320	8 mil LC	15.72	33.66	35.79	42.55	1851	533	326	0.21	0.14	1.20	0.07	413	0.25	0.26	1.19	0.07	
QAWØ6ZC	500 MCM AL	320	8 mil LC	18.80	36.73	38.86	47.19	2325	584	396	0.15	0.13	1.05	0.07	486	0.19	0.25	1.04	0.07	
QAXØ6ZC	750 MCM AL	320	8 mil LC	23.11	41.30	43.94	52.27	2971	635	489	0.10	0.12	0.90	0.06	579	0.14	0.23	0.89	0.06	
QAYØ6ZC	1000 MCM AL	320	8 mil LC	26.92	45.11	47.75	56.08	3495	686	564	0.08	0.12	0.81	0.06	648	0.12	0.22	0.80	0.06	
<b>25kV 133% Aluminum Three Phase 10 mil LC</b>																				
QANØ7ZC	1 SOLID AL	320	10 mil LC	7.34	25.02	26.70	33.45	1117	406	147	0.86	0.17	1.98	0.11	197	0.90	0.32	1.95	0.11	
QAOØ7ZC	1 AWG AL	320	10 mil LC	7.65	25.32	27.00	33.76	1131	406	148	0.87	0.17	1.96	0.10	197	0.92	0.32	1.93	0.10	
QAPØ7ZC	1/0 SOLID AL	320	10 mil LC	8.26	25.93	27.61	34.37	1189	432	167	0.68	0.17	1.76	0.10	223	0.72	0.31	1.73	0.10	
QAAQØ7ZC	1/0 AWG AL	320	10 mil LC	8.59	26.26	28.40	35.15	1240	432	168	0.70	0.16	1.74	0.10	223	0.74	0.31	1.71	0.10	
QARØ7ZC	2/0 AWG AL	320	10 mil LC	9.60	27.28	29.41	36.17	1324	457	191	0.55	0.16	1.55	0.09	252	0.60	0.30	1.53	0.09	
QASØ7ZC	3/0 AWG AL	320	10 mil LC	10.82	28.50	30.63	37.39	1427	457	217	0.44	0.15	1.38	0.09	284	0.48	0.29	1.36	0.09	
QATØ7ZC	4/0 AWG AL	320	10 mil LC	12.14	29.82	31.95	38.71	1495	483	246	0.35	0.15	1.24	0.08	319	0.39	0.28	1.23	0.08	
QAUØ7ZC	250 MCM AL	320	10 mil LC	13.28	31.22	33.35	40.11	1673	483	270	0.30	0.14	1.15	0.08	347	0.34	0.27	1.14	0.08	
QAVØ7ZC	350 MCM AL	320	10 mil LC	15.72	33.66	35.79	42.55	1922	533	325	0.21	0.14	1.00	0.07	408	0.26	0.26	0.99	0.07	
QAWØ7ZC	500 MCM AL	320	10 mil LC	18.80	36.73	38.86	47.19	2401	584	394	0.15	0.13	0.87	0.07	478	0.20	0.24	0.87	0.07	
QAXØ7ZC	750 MCM AL	320	10 mil LC	23.11	41.30	43.94	52.27	3057	635	486	0.11	0.12	0.74	0.06	565	0.15	0.23	0.73	0.06	
QAYØ7ZC	1000 MCM AL	320	10 mil LC	26.92	45.11	47.75	56.08	3586	686	560	0.08	0.12	0.66	0.06	629	0.12	0.22	0.66	0.06	

†Ampacities are based on the following:

Information Subject to Change without Notice.

**PRODUCT NOTES:**

▲ Items are Prysmian authorized stock.  
 The above dimensions are approximate and subject to normal manufacturing tolerances.  
 All metric (SI) dimensions are derived from a soft conversion.

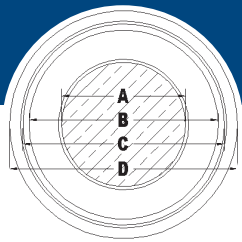
**Three Phase Operation**

In Duct: Three single cables in plastic duct, direct-buried in a triangular configuration, 90°C conductor temperature, 20°C ambient temperature, earth RHO of 90°C-cm/Watt, 100% load factor, 36 inch depth of burial, and shields short-circuited.  
 Direct-Buried: Three single cables direct-buried, spaced 7.5 inches horizontally, 90°C conductor temperature, 20°C ambient temperature, earth RHO of 90°C-cm/Watt, 100% load factor, 36 inch depth of burial, and shields short-circuited.



1-800-845-8507 (US)  
 1-800-263-4405 (West-CAN)  
 1-800-361-1418 (East-CAN)

www.prysmianusa.com  
 www.prysmiancanada.com



# TRXLPE LC SHIELD<sup>®</sup> CSA

## 25kV 133%

Product Number	Conductor	Insulation Thickness (mils)	LC Shield Thickness	Conductor Dimensions				Cable Weight (kg/km)	Minimum Bending Radius (mm)	90°C In Duct						90°C Direct Buried					
				(A)	(B)	(C)	(D)			† Ampacity (Amps)	+/- Sequence Impedance Resistance (Ω/km)	+/- Sequence Impedance Reactance (Ω/km)	Zero Sequence Impedance Resistance (Ω/km)	Zero Sequence Impedance Reactance (Ω/km)	† Ampacity (Amps)	+/- Sequence Impedance Resistance (Ω/km)	+/- Sequence Impedance Reactance (Ω/km)	Zero Sequence Impedance Resistance (Ω/km)	Zero Sequence Impedance Reactance (Ω/km)		
<b>25kV 133% Copper Three Phase 8 mil LC</b>																					
QA5Ø6ZC	1 SOLID CU	320	8 mil LC	7.34	25.02	26.70	33.45	1322	406	189	0.52	0.17	1.92	0.11	252	0.55	0.33	1.88	0.11		
QA6Ø6ZC	1 AWG CU	320	8 mil LC	7.59	25.27	26.95	33.71	1339	406	189	0.53	0.17	1.89	0.10	252	0.57	0.32	1.85	0.10		
QA7Ø6ZC	1/0 SOLID CU	320	8 mil LC	8.26	25.93	27.61	34.37	1463	432	215	0.41	0.17	1.77	0.10	284	0.45	0.32	1.73	0.10		
QA8Ø6ZC	1/0 AWG CU	320	8 mil LC	8.59	26.26	28.40	35.15	1515	432	215	0.42	0.16	1.72	0.10	285	0.46	0.31	1.69	0.10		
QA9Ø6ZC	2/0 AWG CU	320	8 mil LC	9.60	27.28	29.41	36.17	1685	457	244	0.34	0.16	1.58	0.09	321	0.37	0.30	1.56	0.09		
QAAØ6ZC	3/0 AWG CU	320	8 mil LC	10.82	28.50	30.63	37.39	1896	457	278	0.27	0.15	1.44	0.09	360	0.30	0.29	1.42	0.09		
QABØ6ZC	4/0 AWG CU	320	8 mil LC	12.14	29.82	31.95	38.71	2151	483	315	0.21	0.15	1.33	0.08	403	0.25	0.28	1.31	0.08		
QACØ6ZC	250 MCM CU	320	8 mil LC	13.28	31.22	33.35	40.11	2398	483	346	0.18	0.14	1.25	0.08	437	0.22	0.28	1.23	0.08		
QADØ6ZC	350 MCM CU	320	8 mil LC	15.72	33.66	35.79	42.55	2959	533	414	0.13	0.14	1.12	0.07	510	0.17	0.26	1.11	0.07		
QAEØ6ZC	500 MCM CU	320	8 mil LC	18.77	36.70	38.84	47.17	3907	584	499	0.10	0.13	1.00	0.07	591	0.13	0.25	0.99	0.07		
QAFØ6ZC	750 MCM CU	320	8 mil LC	24.59	42.77	45.42	53.75	5442	660	608	0.07	0.12	0.86	0.06	687	0.10	0.23	0.86	0.06		
QAGØ6ZC	1000 MCM CU	320	8 mil LC	28.37	46.56	49.20	57.53	6784	711	690	0.05	0.12	0.78	0.06	754	0.09	0.22	0.78	0.06		
<b>25kV 133% Copper Three Phase 10 mil LC</b>																					
QA5Ø7ZC	1 SOLID CU	320	10 mil LC	7.34	25.02	26.70	33.45	1377	406	189	0.52	0.17	1.64	0.11	250	0.56	0.32	1.61	0.11		
QA6Ø7ZC	1 AWG CU	320	10 mil LC	7.59	25.27	26.95	33.71	1394	406	189	0.53	0.17	1.61	0.10	250	0.58	0.32	1.59	0.10		
QA7Ø7ZC	1/0 SOLID CU	320	10 mil LC	8.26	25.93	27.61	34.37	1520	432	215	0.53	0.17	1.49	0.10	282	0.46	0.32	1.47	0.10		
QA8Ø7ZC	1/0 AWG CU	320	10 mil LC	8.59	26.26	28.40	35.15	1574	432	215	0.42	0.16	1.46	0.10	283	0.47	0.31	1.44	0.10		
QA9Ø7ZC	2/0 AWG CU	320	10 mil LC	9.60	27.28	29.41	36.17	1745	457	244	0.34	0.16	1.33	0.09	318	0.38	0.30	1.31	0.09		
QAAØ7ZC	3/0 AWG CU	320	10 mil LC	10.82	28.50	30.63	37.39	1957	457	277	0.27	0.15	1.21	0.09	356	0.31	0.29	1.19	0.09		
QABØ7ZC	4/0 AWG CU	320	10 mil LC	12.14	29.82	31.95	38.71	2215	483	315	0.21	0.15	1.11	0.08	398	0.26	0.28	1.09	0.08		
QACØ7ZC	250 MCM CU	320	10 mil LC	13.28	31.22	33.35	40.11	2465	483	345	0.18	0.14	1.04	0.08	431	0.23	0.27	1.02	0.08		
QADØ7ZC	350 MCM CU	320	10 mil LC	15.72	33.66	35.79	42.55	3029	533	412	0.13	0.14	0.92	0.07	500	0.18	0.26	0.91	0.07		
QAEØ7ZC	500 MCM CU	320	10 mil LC	18.77	36.70	38.84	47.17	3983	584	496	0.10	0.13	0.82	0.07	575	0.14	0.24	0.81	0.07		
QAFØ7XC	750 MCM CU	320	10 mil LC	24.59	42.77	45.42	53.75	5530	660	602	0.07	0.12	0.70	0.06	664	0.11	0.23	0.70	0.06		
QAGØ7XC	1000 MCM CU	320	10 mil LC	28.37	46.56	49.20	57.53	6878	711	681	0.06	0.12	0.64	0.06	722	0.10	0.22	0.63	0.06		

†Ampacities are based on the following:

Information Subject to Change without Notice.

**PRODUCT NOTES:**

▲ Items are Prysmian authorized stock.  
 The above dimensions are approximate and subject to normal manufacturing tolerances.  
 All metric (SI) dimensions are derived from a soft conversion.

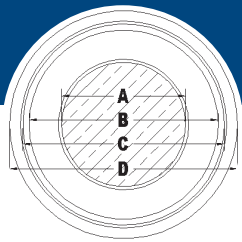
**Three Phase Operation**

In Duct: Three single cables in plastic duct, direct-buried in a triangular configuration, 90°C conductor temperature, 20°C ambient temperature, earth RHO of 90°C-cm/Watt, 100% load factor, 36 inch depth of burial, and shields short-circuited.  
 Direct-Buried: Three single cables direct-buried, spaced 7.5 inches horizontally, 90°C conductor temperature, 20°C ambient temperature, earth RHO of 90°C-cm/Watt, 100% load factor, 36 inch depth of burial, and shields short-circuited.



1-800-845-8507 (US)  
 1-800-263-4405 (West-CAN)  
 1-800-361-1418 (East-CAN)

www.prysmianusa.com  
 www.prysmiancanada.com



# TRXLPE LC SHIELD<sup>®</sup> CSA

## 28kV 100%

Product Number	Conductor	Insulation Thickness (mils)	LC Shield Thickness	Conductor Diameter (mm)	Insulation Diameter (mm)	Insulation Shield Diameter (mm)	Jacket Diameter (mm)	Cable Weight (kg/km)	Minimum Bending Radius (mm)	† Ampacity (Amps)	90°C In Duct					90°C Direct Buried				
											+/- Sequence Impedance Resistance (Ω/km)	+/- Sequence Impedance Reactance (Ω/km)	Zero Sequence Impedance Resistance (Ω/km)	Zero Sequence Impedance Reactance (Ω/km)	† Ampacity (Amps)	+/- Sequence Impedance Resistance (Ω/km)	+/- Sequence Impedance Reactance (Ω/km)	Zero Sequence Impedance Resistance (Ω/km)	Zero Sequence Impedance Reactance (Ω/km)	
<b>28kV 100% Aluminum Three Phase 8 mil LC</b>																				
QVN06ZC	1 SOLID AL	280	8 mil LC	7.34	22.94	24.61	31.37	955	381	148	0.86	0.18	2.18	0.11	197	0.89	0.33	2.14	0.11	
QVO06ZC	1 AWG AL	280	8 mil LC	7.65	23.24	24.92	31.67	968	381	147	0.87	0.18	2.18	0.11	196	0.91	0.33	2.14	0.11	
QVP06ZC	1/0 SOLID AL	280	8 mil LC	8.26	23.85	25.53	32.28	1022	406	168	0.68	0.17	1.96	0.11	223	0.71	0.32	1.92	0.11	
QVQ06ZC	1/0 AWG AL	280	8 mil LC	8.59	24.18	25.86	32.61	1036	406	167	0.70	0.17	1.96	0.11	221	0.73	0.32	1.93	0.11	
QVR06ZC	2/0 AWG AL	280	8 mil LC	9.60	25.20	26.87	33.63	1115	406	190	0.55	0.17	1.77	0.10	250	0.59	0.31	1.74	0.10	
QVS06ZC	3/0 AWG AL	280	8 mil LC	10.82	26.42	28.55	35.31	1245	432	216	0.44	0.16	1.59	0.10	283	0.47	0.30	1.56	0.10	
QVT06ZC	4/0 AWG AL	280	8 mil LC	12.14	27.74	29.87	36.63	1308	457	245	0.35	0.15	1.45	0.09	318	0.38	0.29	1.43	0.09	
QVU06ZC	250 MCM AL	280	8 mil LC	13.28	29.13	31.27	38.02	1478	457	269	0.30	0.15	1.35	0.09	346	0.33	0.28	1.33	0.09	
QVV06ZC	350 MCM AL	280	8 mil LC	15.72	31.57	33.71	40.46	1716	508	324	0.21	0.14	1.19	0.08	409	0.25	0.27	1.18	0.08	
QVW06ZC	500 MCM AL	280	8 mil LC	18.80	34.65	36.78	45.11	2175	559	393	0.15	0.14	1.05	0.07	481	0.19	0.25	1.04	0.07	
QVX06ZC	750 MCM AL	280	8 mil LC	23.11	39.22	41.86	50.19	2799	610	486	0.10	0.13	0.90	0.06	574	0.14	0.24	0.89	0.06	
QVY06ZC	1000 MCM AL	280	8 mil LC	26.92	43.03	45.67	54.00	3318	660	561	0.08	0.12	0.81	0.06	643	0.12	0.23	0.80	0.06	
<b>28kV 100% Aluminum Three Phase 10 mil LC</b>																				
QVN07ZC	1 SOLID AL	280	10 mil LC	7.34	22.94	24.61	31.37	1006	381	148	0.86	0.18	1.92	0.11	196	0.90	0.32	1.88	0.11	
QVO07ZC	1 AWG AL	280	10 mil LC	7.65	23.24	24.92	31.67	1019	381	147	0.87	0.18	1.92	0.11	195	0.92	0.32	1.89	0.11	
QVP07ZC	1/0 SOLID AL	280	10 mil LC	8.26	23.85	25.53	32.28	1075	406	168	0.68	0.17	1.70	0.11	222	0.72	0.31	1.67	0.11	
QVQ07ZC	1/0 AWG AL	280	10 mil LC	8.59	24.18	25.86	32.61	1090	406	167	0.70	0.17	1.71	0.11	220	0.74	0.31	1.68	0.11	
QVR07ZC	2/0 AWG AL	280	10 mil LC	9.60	25.20	26.87	33.63	1170	406	190	0.55	0.16	1.53	0.10	249	0.60	0.30	1.50	0.10	
QVS07ZC	3/0 AWG AL	280	10 mil LC	10.82	26.42	28.55	35.31	1303	432	216	0.44	0.16	1.36	0.10	281	0.48	0.30	1.33	0.10	
QVT07ZC	4/0 AWG AL	280	10 mil LC	12.14	27.74	29.87	36.63	1368	457	245	0.35	0.15	1.23	0.09	316	0.39	0.29	1.21	0.09	
QVU07ZC	250 MCM AL	280	10 mil LC	13.28	29.13	31.27	38.02	1542	457	269	0.30	0.15	1.14	0.09	343	0.34	0.28	1.12	0.09	
QVV07ZC	350 MCM AL	280	10 mil LC	15.72	31.57	33.71	40.46	1783	508	323	0.21	0.14	1.00	0.08	404	0.26	0.26	0.98	0.08	
QVW07ZC	500 MCM AL	280	10 mil LC	18.80	34.65	36.78	45.11	2247	559	391	0.15	0.14	0.87	0.07	473	0.20	0.25	0.86	0.07	
QVX07ZC	750 MCM AL	280	10 mil LC	23.11	39.22	41.86	50.19	2879	610	483	0.11	0.13	0.74	0.06	560	0.15	0.23	0.73	0.06	
QVY07ZC	1000 MCM AL	280	10 mil LC	26.92	43.03	46.48	54.81	3490	660	557	0.08	0.12	0.66	0.06	624	0.12	0.22	0.66	0.06	

†Ampacities are based on the following:

Information Subject to Change without Notice.

**PRODUCT NOTES:**

▲ Items are Prysmian authorized stock.  
 The above dimensions are approximate and subject to normal manufacturing tolerances.  
 All metric (SI) dimensions are derived from a soft conversion.

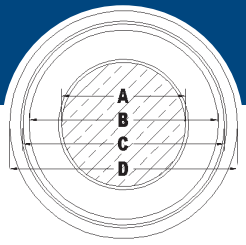
**Three Phase Operation**

In Duct: Three single cables in plastic duct, direct-buried in a triangular configuration, 90°C conductor temperature, 20°C ambient temperature, earth RHO of 90°C-cm/Watt, 100% load factor, 36 inch depth of burial, and shields short-circuited.  
 Direct-Buried: Three single cables direct-buried, spaced 7.5 inches horizontally, 90°C conductor temperature, 20°C ambient temperature, earth RHO of 90°C-cm/Watt, 100% load factor, 36 inch depth of burial, and shields short-circuited.



1-800-845-8507 (US)  
 1-800-263-4405 (West-CAN)  
 1-800-361-1418 (East-CAN)

www.prysmianusa.com  
 www.prysmiancanada.com



# TRXLPE LC SHIELD<sup>®</sup> CSA

## 28kV 100%

Product Number	Conductor	Insulation Thickness (mils)	LC Shield Thickness	Conductor Dimensions				Cable Weight (kg/km)	Minimum Bending Radius (mm)	90°C In Duct					90°C Direct Buried				
				(A)	(B)	(C)	(D)			† Ampacity (Amps)	+/- Sequence Impedance Resistance (Ω/km)	+/- Sequence Impedance Reactance (Ω/km)	Zero Sequence Impedance Resistance (Ω/km)	Zero Sequence Impedance Reactance (Ω/km)	† Ampacity (Amps)	+/- Sequence Impedance Resistance (Ω/km)	+/- Sequence Impedance Reactance (Ω/km)	Zero Sequence Impedance Resistance (Ω/km)	Zero Sequence Impedance Reactance (Ω/km)
<b>28kV 100% Copper Three Phase 8 mil LC</b>																			
QV5Ø6ZC	1 SOLID CU	280	8 mil LC	7.34	22.94	24.61	31.37	1215	381	190	0.52	0.18	1.84	0.11	250	0.56	0.33	1.81	0.11
QV6Ø6ZC	1 AWG CU	280	8 mil LC	7.59	23.19	24.87	31.62	1231	381	188	0.53	0.18	1.84	0.11	248	0.57	0.33	1.81	0.11
QV7Ø6ZC	1/0 SOLID CU	280	8 mil LC	8.26	23.85	25.53	32.28	1353	406	216	0.41	0.17	1.69	0.11	283	0.45	0.32	1.66	0.11
QV8Ø6ZC	1/0 AWG CU	280	8 mil LC	8.59	24.18	25.86	32.61	1371	406	214	0.42	0.17	1.69	0.11	281	0.46	0.32	1.65	0.11
QV9Ø6ZC	2/0 AWG CU	280	8 mil LC	9.60	25.20	26.87	33.63	1537	406	243	0.34	0.17	1.56	0.10	317	0.37	0.31	1.53	0.10
QVAØ6ZC	3/0 AWG CU	280	8 mil LC	10.82	26.42	28.55	35.31	1776	432	276	0.27	0.16	1.42	0.10	356	0.30	0.30	1.39	0.10
QVBØ6ZC	4/0 AWG CU	280	8 mil LC	12.14	27.74	29.87	36.63	2028	457	313	0.21	0.15	1.31	0.09	399	0.25	0.29	1.29	0.09
QVCØ6ZC	250 MCM CU	280	8 mil LC	13.28	29.13	31.27	38.02	2270	457	344	0.18	0.15	1.24	0.09	433	0.22	0.28	1.22	0.09
QVDØ6ZC	350 MCM CU	280	8 mil LC	15.72	31.57	33.71	40.46	2824	508	412	0.13	0.14	1.11	0.08	505	0.17	0.27	1.10	0.08
QVEØ6ZC	500 MCM CU	280	8 mil LC	18.77	34.62	36.75	45.09	3757	559	496	0.10	0.14	1.00	0.07	585	0.13	0.26	0.99	0.07
QVFØ6ZC	750 MCM CU	280	8 mil LC	24.59	40.69	43.33	51.66	5272	635	608	0.07	0.13	0.84	0.06	684	0.10	0.23	0.83	0.06
QVGØ6ZC	1000 MCM CU	280	8 mil LC	28.37	44.48	47.12	55.45	6602	686	690	0.05	0.12	0.76	0.06	752	0.09	0.22	0.76	0.06
<b>28kV 100% Copper Three Phase 10 mil LC</b>																			
QV5Ø7ZC	1 SOLID CU	280	10 mil LC	7.34	22.94	24.61	31.37	1266	381	190	0.52	0.18	1.58	0.11	249	0.56	0.32	1.55	0.11
QV6Ø7ZC	1 AWG CU	280	10 mil LC	7.59	23.19	24.87	31.62	1282	381	188	0.53	0.18	1.58	0.11	247	0.58	0.32	1.55	0.11
QV7Ø7ZC	1/0 SOLID CU	280	10 mil LC	8.26	23.85	25.53	32.28	1406	406	215	0.41	0.17	1.44	0.11	281	0.46	0.31	1.41	0.11
QV8Ø7ZC	1/0 AWG CU	280	10 mil LC	8.59	24.18	25.86	32.61	1424	406	214	0.42	0.17	1.43	0.11	279	0.47	0.31	1.41	0.11
QV9Ø7ZC	2/0 AWG CU	280	10 mil LC	9.60	25.20	26.87	33.63	1592	406	243	0.34	0.16	1.31	0.10	314	0.38	0.30	1.29	0.10
QVAØ7ZC	3/0 AWG CU	280	10 mil LC	10.82	26.42	28.55	35.31	1834	432	276	0.27	0.16	1.19	0.10	352	0.31	0.30	1.17	0.10
QVBØ7ZC	4/0 AWG CU	280	10 mil LC	12.14	27.74	29.87	36.63	2088	457	313	0.21	0.15	1.09	0.09	394	0.26	0.29	1.08	0.09
QVCØ7ZC	250 MCM CU	280	10 mil LC	13.28	29.13	31.27	38.02	2333	457	343	0.18	0.15	1.02	0.09	426	0.23	0.28	1.01	0.09
QVDØ7ZC	350 MCM CU	280	10 mil LC	15.72	31.57	33.71	40.46	2891	508	410	0.13	0.14	0.92	0.08	495	0.18	0.26	0.91	0.08
QVEØ7ZC	500 MCM CU	280	10 mil LC	18.77	34.62	36.75	45.09	3829	559	493	0.10	0.14	0.82	0.07	570	0.14	0.25	0.81	0.07
QVFØ7XC	750 MCM CU	280	10 mil LC	24.59	40.69	43.33	51.66	5356	635	603	0.07	0.13	0.68	0.06	662	0.11	0.23	0.68	0.06
QVGØ7XC	1000 MCM CU	280	10 mil LC	28.37	44.48	47.12	55.45	6693	686	681	0.06	0.12	0.62	0.06	720	0.10	0.22	0.62	0.06

†Ampacities are based on the following:

Information Subject to Change without Notice.

**PRODUCT NOTES:**

▲ Items are Prysmian authorized stock.  
 The above dimensions are approximate and subject to normal manufacturing tolerances.  
 All metric (SI) dimensions are derived from a soft conversion.

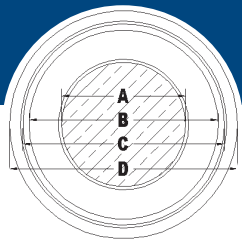
**Three Phase Operation**

In Duct: Three single cables in plastic duct, direct-buried in a triangular configuration, 90°C conductor temperature, 20°C ambient temperature, earth RHO of 90°C-cm/Watt, 100% load factor, 36 inch depth of burial, and shields short-circuited.  
 Direct-Buried: Three single cables direct-buried, spaced 7.5 inches horizontally, 90°C conductor temperature, 20°C ambient temperature, earth RHO of 90°C-cm/Watt, 100% load factor, 36 inch depth of burial, and shields short-circuited.



1-800-845-8507 (US)  
 1-800-263-4405 (West-CAN)  
 1-800-361-1418 (East-CAN)

www.prysmianusa.com  
 www.prysmiancanada.com



# TRXLPE LC SHIELD<sup>®</sup> CSA

## 28kV 133%

Product Number	Conductor	Insulation Thickness (mils)	LC Shield Thickness	Conductor Diameter (mm)	Insulation Diameter (mm)	Insulation Shield Diameter (mm)	Jacket Diameter (mm)	Cable Weight (kg/km)	Minimum Bending Radius (mm)	90°C In Duct					90°C Direct Buried				
										† Ampacity (Amps)	+/- Sequence Impedance Resistance (Ω/km)	+/- Sequence Impedance Reactance (Ω/km)	Zero Sequence Impedance Resistance (Ω/km)	Zero Sequence Impedance Reactance (Ω/km)	† Ampacity (Amps)	+/- Sequence Impedance Resistance (Ω/km)	+/- Sequence Impedance Reactance (Ω/km)	Zero Sequence Impedance Resistance (Ω/km)	Zero Sequence Impedance Reactance (Ω/km)
<b>28kV 133% Aluminum Three Phase 8 mil LC</b>																			
QBP06ZC	1/0 SOLID AL	345	8 mil LC	8.26	27.31	29.44	36.20	1240	457	168	0.68	0.17	1.96	0.11	223	0.71	0.32	1.92	0.11
QBQ06ZC	1/0 AWG AL	345	8 mil LC	8.59	27.64	29.77	36.53	1257	457	167	0.70	0.17	1.96	0.11	221	0.73	0.32	1.93	0.11
QBR06ZC	2/0 AWG AL	345	8 mil LC	9.60	28.65	30.78	37.54	1342	457	190	0.55	0.17	1.77	0.10	250	0.59	0.31	1.74	0.10
QBS06ZC	3/0 AWG AL	345	8 mil LC	10.82	29.87	32.00	38.76	1445	483	216	0.44	0.16	1.59	0.10	283	0.47	0.30	1.56	0.10
QBT06ZC	4/0 AWG AL	345	8 mil LC	12.14	31.19	33.32	40.08	1521	483	245	0.35	0.15	1.45	0.09	318	0.38	0.29	1.43	0.09
QBU06ZC	250 MCM AL	345	8 mil LC	13.28	32.59	34.72	41.48	1692	508	269	0.30	0.15	1.35	0.09	346	0.33	0.28	1.33	0.09
QBV06ZC	350 MCM AL	345	8 mil LC	15.72	35.03	37.16	45.49	2072	559	324	0.21	0.14	1.19	0.08	409	0.25	0.27	1.18	0.08
QBW06ZC	500 MCM AL	345	8 mil LC	18.80	38.10	40.23	48.56	2432	584	393	0.15	0.14	1.05	0.07	481	0.19	0.25	1.04	0.07
QBX06ZC	750 MCM AL	345	8 mil LC	23.11	42.67	45.31	53.64	3082	660	486	0.10	0.13	0.90	0.06	574	0.14	0.24	0.89	0.06
QBY06ZC	1000 MCM AL	345	8 mil LC	26.92	46.48	49.12	57.45	3620	711	561	0.08	0.12	0.81	0.06	643	0.12	0.23	0.80	0.06
<b>28kV 133% Aluminum Three Phase 10 mil LC</b>																			
QBP07ZC	1/0 SOLID AL	345	8 mil LC	8.26	27.31	29.44	36.20	1301	457	168	0.68	0.17	1.70	0.11	222	0.72	0.31	1.67	0.11
QBQ07ZC	1/0 AWG AL	345	8 mil LC	8.59	27.64	29.77	36.53	1317	457	167	0.70	0.17	1.71	0.11	220	0.74	0.31	1.68	0.11
QBR07ZC	2/0 AWG AL	345	8 mil LC	9.60	28.65	30.78	37.54	1404	457	190	0.55	0.16	1.53	0.10	249	0.60	0.30	1.50	0.10
QBS07ZC	3/0 AWG AL	345	8 mil LC	10.82	29.87	32.00	38.76	1508	483	216	0.44	0.16	1.36	0.10	281	0.48	0.30	1.33	0.10
QBT07ZC	4/0 AWG AL	345	8 mil LC	12.14	31.19	33.32	40.08	1588	483	245	0.35	0.15	1.23	0.09	316	0.39	0.29	1.21	0.09
QBU07ZC	250 MCM AL	345	8 mil LC	13.28	32.59	34.72	41.48	1761	508	269	0.30	0.15	1.14	0.09	343	0.34	0.28	1.12	0.09
QBV07ZC	350 MCM AL	345	8 mil LC	15.72	35.03	37.16	45.49	2146	559	323	0.21	0.14	1.00	0.08	404	0.26	0.26	0.98	0.08
QBW07ZC	500 MCM AL	345	8 mil LC	18.80	38.10	40.23	48.56	2511	584	391	0.15	0.14	0.87	0.07	473	0.20	0.25	0.86	0.07
QBX07ZC	750 MCM AL	345	8 mil LC	23.11	42.67	45.31	53.64	3169	660	483	0.11	0.13	0.74	0.06	560	0.15	0.23	0.73	0.06
QBY07ZC	1000 MCM AL	345	8 mil LC	26.92	46.48	49.12	57.45	3714	711	557	0.08	0.12	0.66	0.06	624	0.12	0.22	0.66	0.06

†Ampacities are based on the following:

Information Subject to Change without Notice.

**PRODUCT NOTES:**

▲ Items are Prysmian authorized stock.  
 The above dimensions are approximate and subject to normal manufacturing tolerances.  
 All metric (SI) dimensions are derived from a soft conversion.

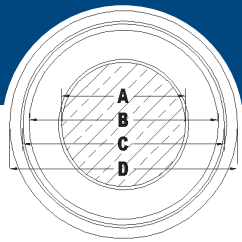
**Three Phase Operation**

In Duct: Three single cables in plastic duct, direct-buried in a triangular configuration, 90°C conductor temperature, 20°C ambient temperature, earth RHO of 90°C-cm/Watt, 100% load factor, 36 inch depth of burial, and shields short-circuited.  
 Direct-Buried: Three single cables direct-buried, spaced 7.5 inches horizontally, 90°C conductor temperature, 20°C ambient temperature, earth RHO of 90°C-cm/Watt, 100% load factor, 36 inch depth of burial, and shields short-circuited.



1-800-845-8507 (US)  
 1-800-263-4405 (West-CAN)  
 1-800-361-1418 (East-CAN)

www.prysmianusa.com  
 www.prysmiancanada.com



# TRXLPE LC SHIELD<sup>®</sup> CSA

## 28kV 133%

Product Number	Conductor	Insulation Thickness (mils)	LC Shield Thickness	Conductor Diameter (mm)				Cable Weight (kg/km)	Minimum Bending Radius (mm)	90°C In Duct						90°C Direct Buried			
				(A)	(B)	(C)	(D)			† Ampacity (Amps)	+/- Sequence Impedance Resistance (Ω/km)	+/- Sequence Impedance Reactance (Ω/km)	Zero Sequence Impedance Resistance (Ω/km)	Zero Sequence Impedance Reactance (Ω/km)	† Ampacity (Amps)	+/- Sequence Impedance Resistance (Ω/km)	+/- Sequence Impedance Reactance (Ω/km)	Zero Sequence Impedance Resistance (Ω/km)	Zero Sequence Impedance Reactance (Ω/km)
<b>28kV 133% Copper Three Phase 8 mil LC</b>																			
QB7Ø6ZC	1/0 SOLID CU	345	8 mil LC	8.26	27.31	29.44	36.20	1571	457	216	0.41	0.17	1.69	0.11	283	0.45	0.32	1.66	0.11
QB8Ø6ZC	1/0 AWG CU	345	8 mil LC	8.59	27.64	29.77	36.53	1591	457	214	0.42	0.17	1.69	0.11	281	0.46	0.32	1.65	0.11
QB9Ø6ZC	2/0 AWG CU	345	8 mil LC	9.60	28.65	30.78	37.54	1763	457	243	0.34	0.17	1.56	0.10	317	0.37	0.31	1.53	0.10
QBAØ6ZC	3/0 AWG CU	345	8 mil LC	10.82	29.87	32.00	38.76	1976	483	276	0.27	0.16	1.42	0.10	356	0.30	0.30	1.39	0.10
QBBØ6ZC	4/0 AWG CU	345	8 mil LC	12.14	31.19	33.32	40.08	2241	483	313	0.21	0.15	1.31	0.09	399	0.25	0.29	1.29	0.09
QBCØ6ZC	250 MCM CU	345	8 mil LC	13.28	32.59	34.72	41.48	2483	508	344	0.18	0.15	1.24	0.09	433	0.22	0.28	1.22	0.09
QBDØ6ZC	350 MCM CU	345	8 mil LC	15.72	35.03	37.16	45.49	3179	559	412	0.13	0.14	1.11	0.08	505	0.17	0.27	1.10	0.08
QBEØ6ZC	500 MCM CU	345	8 mil LC	18.77	38.07	40.21	48.54	4014	584	496	0.10	0.14	1.00	0.07	585	0.13	0.26	0.99	0.07
QBFØ6ZC	750 MCM CU	345	8 mil LC	24.59	44.15	46.79	55.12	5556	686	608	0.07	0.13	0.84	0.06	684	0.10	0.23	0.83	0.06
QBGØ6ZC	1000 MCM CU	345	8 mil LC	28.37	47.93	50.57	58.90	6904	711	690	0.05	0.12	0.76	0.06	752	0.09	0.22	0.76	0.06
<b>28kV 133% Copper Three Phase 10 mil LC</b>																			
QB7Ø7ZC	1/0 SOLID CU	345	10 mil LC	8.26	27.31	29.44	36.20	1631	457	215	0.41	0.17	1.44	0.11	281	0.46	0.31	1.41	0.11
QB8Ø7ZC	1/0 AWG CU	345	10 mil LC	8.59	27.64	29.77	36.53	1651	457	214	0.42	0.17	1.43	0.11	279	0.47	0.31	1.41	0.11
QB9Ø7ZC	2/0 AWG CU	345	10 mil LC	9.60	28.65	30.78	37.54	1825	457	243	0.34	0.16	1.31	0.10	314	0.38	0.30	1.29	0.10
QBAØ7ZC	3/0 AWG CU	345	10 mil LC	10.82	29.87	32.00	38.76	2039	483	276	0.27	0.16	1.19	0.10	352	0.31	0.30	1.17	0.10
QBBØ7ZC	4/0 AWG CU	345	10 mil LC	12.14	31.19	33.32	40.08	2308	483	313	0.21	0.15	1.09	0.09	394	0.26	0.29	1.08	0.09
QBCØ7ZC	250 MCM CU	345	10 mil LC	13.28	32.59	34.72	41.48	2552	508	343	0.18	0.15	1.02	0.09	426	0.23	0.28	1.01	0.09
QBDØ7ZC	350 MCM CU	345	10 mil LC	15.72	35.03	37.16	45.49	3253	559	410	0.13	0.14	0.92	0.08	495	0.18	0.26	0.91	0.08
QBEØ7ZC	500 MCM CU	345	10 mil LC	18.77	38.07	40.21	48.54	4093	584	493	0.10	0.14	0.82	0.07	570	0.14	0.25	0.81	0.07
QBFØ7XC	750 MCM CU	345	10 mil LC	24.59	44.15	46.79	55.12	5645	686	603	0.07	0.13	0.68	0.06	662	0.11	0.23	0.68	0.06
QBGØ7XC	1000 MCM CU	345	10 mil LC	28.37	47.93	50.57	58.90	7001	711	681	0.06	0.12	0.62	0.06	720	0.10	0.22	0.62	0.06

†Ampacities are based on the following:

Information Subject to Change without Notice.

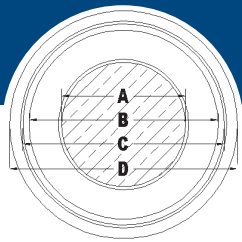
**PRODUCT NOTES:**

▲ Items are Prysmian authorized stock.  
 The above dimensions are approximate and subject to normal manufacturing tolerances.  
 All metric (SI) dimensions are derived from a soft conversion.

**Three Phase Operation**

In Duct: Three single cables in plastic duct, direct-buried in a triangular configuration, 90°C conductor temperature, 20°C ambient temperature, earth RHO of 90°C-cm/Watt, 100% load factor, 36 inch depth of burial, and shields short-circuited.  
 Direct-Buried: Three single cables direct-buried, spaced 7.5 inches horizontally, 90°C conductor temperature, 20°C ambient temperature, earth RHO of 90°C-cm/Watt, 100% load factor, 36 inch depth of burial, and shields short-circuited.





# TRXLPE LC SHIELD<sup>®</sup> CSA

## 35kV 100%

Product Number	Conductor	Insulation Thickness (mils)	LC Shield Thickness	Conductor Diameter (mm)	Insulation Diameter (mm)	Insulation Shield Diameter (mm)	Jacket Diameter (mm)	Cable Weight (kg/km)	Minimum Bending Radius (mm)	90°C In Duct					90°C Direct Buried				
										† Ampacity (Amps)	+/- Sequence Impedance Resistance (Ω/km)	+/- Sequence Impedance Reactance (Ω/km)	Zero Sequence Impedance Resistance (Ω/km)	Zero Sequence Impedance Reactance (Ω/km)	† Ampacity (Amps)	+/- Sequence Impedance Resistance (Ω/km)	+/- Sequence Impedance Reactance (Ω/km)	Zero Sequence Impedance Resistance (Ω/km)	Zero Sequence Impedance Reactance (Ω/km)
<b>35kV 100% Aluminum Three Phase 8 mil LC</b>																			
QBP06ZC	1/0 SOLID AL	345	10 mil LC	8.26	27.31	29.44	36.20	1240	457	170	0.68	0.18	1.80	0.11	220	0.72	0.32	1.77	0.11
QBQ06ZC	1/0 AWG AL	345	10 mil LC	8.59	27.64	29.77	36.53	1257	457	169	0.70	0.17	1.79	0.11	220	0.73	0.31	1.76	0.11
QBR06ZC	2/0 AWG AL	345	10 mil LC	9.60	28.65	30.78	37.54	1342	457	193	0.55	0.17	1.60	0.10	249	0.59	0.30	1.58	0.10
QBS06ZC	3/0 AWG AL	345	10 mil LC	10.82	29.87	32.00	38.76	1445	483	219	0.44	0.16	1.45	0.10	282	0.47	0.29	1.43	0.10
QBT06ZC	4/0 AWG AL	345	10 mil LC	12.14	31.19	33.32	40.08	1521	483	249	0.35	0.16	1.32	0.09	317	0.39	0.28	1.30	0.09
QBU06ZC	250 MCM AL	345	10 mil LC	13.28	32.59	34.72	41.48	1692	508	273	0.30	0.15	1.23	0.09	345	0.33	0.28	1.21	0.09
QBV06ZC	350 MCM AL	345	10 mil LC	15.72	35.03	37.16	45.49	2072	559	328	0.21	0.15	1.09	0.08	406	0.25	0.26	1.07	0.08
QBW06ZC	500 MCM AL	345	10 mil LC	18.80	38.10	40.23	48.56	2432	584	397	0.15	0.14	0.95	0.07	480	0.19	0.25	0.94	0.07
QBX06ZC	750 MCM AL	345	10 mil LC	23.11	42.67	45.31	53.64	3082	660	490	0.10	0.13	0.82	0.07	573	0.14	0.23	0.81	0.07
QBY06ZC	1000 MCM AL	345	10 mil LC	26.92	46.48	49.12	57.45	3620	711	565	0.08	0.12	0.74	0.06	643	0.12	0.22	0.74	0.06
<b>35kV 100% Aluminum Three Phase 10 mil LC</b>																			
QBP07ZC	1/0 SOLID AL	345	10 mil LC	8.26	27.31	29.44	36.20	1301	457	169	0.68	0.18	1.58	0.11	219	0.73	0.31	1.55	0.11
QBQ07ZC	1/0 AWG AL	345	10 mil LC	8.59	27.64	29.77	36.53	1317	457	169	0.70	0.17	1.57	0.11	219	0.74	0.31	1.54	0.11
QBR07ZC	2/0 AWG AL	345	10 mil LC	9.60	28.65	30.78	37.54	1404	457	192	0.55	0.17	1.39	0.10	248	0.60	0.30	1.37	0.10
QBS07ZC	3/0 AWG AL	345	10 mil LC	10.82	29.87	32.00	38.76	1508	483	219	0.44	0.16	1.25	0.10	280	0.48	0.29	1.23	0.10
QBT07ZC	4/0 AWG AL	345	10 mil LC	12.14	31.19	33.32	40.08	1588	483	248	0.35	0.16	1.13	0.09	315	0.39	0.28	1.11	0.09
QBU07ZC	250 MCM AL	345	10 mil LC	13.28	32.59	34.72	41.48	1761	508	272	0.30	0.15	1.04	0.09	342	0.34	0.27	1.03	0.09
QBV07ZC	350 MCM AL	345	10 mil LC	15.72	35.03	37.16	45.49	2146	559	327	0.21	0.15	0.91	0.08	401	0.26	0.26	0.90	0.08
QBW07ZC	500 MCM AL	345	10 mil LC	18.80	38.10	40.23	48.56	2511	584	395	0.15	0.14	0.79	0.07	472	0.20	0.24	0.78	0.07
QBX07ZC	750 MCM AL	345	10 mil LC	23.11	42.67	45.31	53.64	3169	660	487	0.11	0.13	0.68	0.07	560	0.15	0.23	0.67	0.07
QBY07ZC	1000 MCM AL	345	10 mil LC	26.92	46.48	49.12	57.45	3714	711	560	0.08	0.12	0.61	0.06	624	0.13	0.22	0.61	0.06

†Ampacities are based on the following:

Information Subject to Change without Notice.

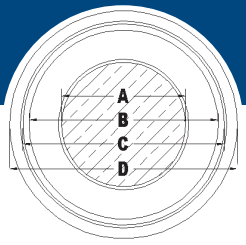
**PRODUCT NOTES:**

▲ Items are Prysmian authorized stock.  
 The above dimensions are approximate and subject to normal manufacturing tolerances.  
 All metric (SI) dimensions are derived from a soft conversion.

**Three Phase Operation**

In Duct: Three single cables in plastic duct, direct-buried in a triangular configuration, 90°C conductor temperature, 20°C ambient temperature, earth RHO of 90°C-cm/Watt, 100% load factor, 36 inch depth of burial, and shields short-circuited.  
 Direct-Buried: Three single cables direct-buried, spaced 7.5 inches horizontally, 90°C conductor temperature, 20°C ambient temperature, earth RHO of 90°C-cm/Watt, 100% load factor, 36 inch depth of burial, and shields short-circuited.





# TRXLPE LC SHIELD<sup>®</sup> CSA

## 35kV 100%

Product Number	Conductor	Insulation Thickness (mils)	LC Shield Thickness	Conductor Diameter (mm)	Insulation Diameter (mm)	Insulation Shield Diameter (mm)	Jacket Diameter (mm)	Cable Weight (kg/km)	Minimum Bending Radius (mm)	90°C In Duct					90°C Direct Buried				
										† Ampacity (Amps)	+/- Sequence Impedance Resistance (Ω/km)	+/- Sequence Impedance Reactance (Ω/km)	Zero Sequence Impedance Resistance (Ω/km)	Zero Sequence Impedance Reactance (Ω/km)	† Ampacity (Amps)	+/- Sequence Impedance Resistance (Ω/km)	+/- Sequence Impedance Reactance (Ω/km)	Zero Sequence Impedance Resistance (Ω/km)	Zero Sequence Impedance Reactance (Ω/km)
<b>35kV 100% Copper Three Phase 8 mil LC</b>																			
QB7Ø6ZC	1/0 SOLID CU	345	8 mil LC	8.26	27.31	29.44	36.20	1571	457	217	0.41	0.18	1.54	0.11	279	0.45	0.32	1.51	0.11
QB8Ø6ZC	1/0 AWG CU	345	8 mil LC	8.59	27.64	29.77	36.53	1591	457	218	0.42	0.17	1.51	0.11	280	0.46	0.31	1.48	0.11
QB9Ø6ZC	2/0 AWG CU	345	8 mil LC	9.60	28.65	30.78	37.54	1763	457	247	0.34	0.17	1.39	0.10	315	0.37	0.30	1.36	0.10
QBAØ6ZC	3/0 AWG CU	345	8 mil LC	10.82	29.87	32.00	38.76	1976	483	280	0.27	0.16	1.28	0.10	355	0.30	0.29	1.26	0.10
QBBØ6ZC	4/0 AWG CU	345	8 mil LC	12.14	31.19	33.32	40.08	2241	483	317	0.21	0.16	1.19	0.09	398	0.25	0.28	1.17	0.09
QBCØ6ZC	250 MCM CU	345	8 mil LC	13.28	32.59	34.72	41.48	2483	508	348	0.18	0.15	1.12	0.09	431	0.22	0.28	1.10	0.09
QBDØ6ZC	350 MCM CU	345	8 mil LC	15.72	35.03	37.16	45.49	3179	559	417	0.13	0.15	1.00	0.08	502	0.17	0.26	0.99	0.08
QBEØ6ZC	500 MCM CU	345	8 mil LC	18.77	38.07	40.21	48.54	4014	584	501	0.10	0.14	0.89	0.07	584	0.13	0.25	0.88	0.07
QBFØ6ZC	750 MCM CU	345	8 mil LC	24.59	44.15	46.79	55.12	5556	686	609	0.07	0.13	0.78	0.07	681	0.10	0.23	0.78	0.07
QBGØ6ZC	1000 MCM CU	345	8 mil LC	28.37	47.93	50.57	58.90	6904	711	691	0.05	0.12	0.72	0.06	749	0.09	0.22	0.71	0.06
<b>35kV 100% Copper Three Phase 10 mil LC</b>																			
QB7Ø7ZC	1/0 SOLID CU	345	10 mil LC	8.26	27.31	29.44	36.20	1631	457	217	0.42	0.18	1.31	0.11	278	0.46	0.31	1.29	0.11
QB8Ø7ZC	1/0 AWG CU	345	10 mil LC	8.59	27.64	29.77	36.53	1651	457	217	0.42	0.17	1.29	0.11	278	0.47	0.31	1.27	0.11
QB9Ø7ZC	2/0 AWG CU	345	10 mil LC	9.60	28.65	30.78	37.54	1825	457	246	0.34	0.17	1.18	0.10	313	0.38	0.30	1.16	0.10
QBAØ7ZC	3/0 AWG CU	345	10 mil LC	10.82	29.87	32.00	38.76	2039	483	280	0.27	0.16	1.08	0.10	351	0.31	0.29	1.06	0.10
QBBØ7ZC	4/0 AWG CU	345	10 mil LC	12.14	31.19	33.32	40.08	2308	483	317	0.22	0.16	0.93	0.09	393	0.26	0.28	0.98	0.09
QBCØ7ZC	250 MCM CU	345	10 mil LC	13.28	32.59	34.72	41.48	2552	508	347	0.18	0.15	0.93	0.09	425	0.23	0.27	0.92	0.09
QBDØ7ZC	350 MCM CU	345	10 mil LC	15.72	35.03	37.16	45.49	3253	559	415	0.13	0.15	0.83	0.08	492	0.18	0.26	0.82	0.08
QBEØ7ZC	500 MCM CU	345	10 mil LC	18.77	38.07	40.21	48.54	4093	584	497	0.10	0.14	0.73	0.07	569	0.14	0.24	0.73	0.07
QBFØ7XC	750 MCM CU	345	10 mil LC	24.59	44.15	46.79	55.12	5645	686	603	0.07	0.13	0.64	0.07	659	0.11	0.23	0.64	0.07
QBGØ7XC	1000 MCM CU	345	10 mil LC	28.37	47.93	50.57	58.90	7001	711	682	0.06	0.12	0.58	0.06	718	0.10	0.22	0.58	0.06

†Ampacities are based on the following:

Information Subject to Change without Notice.

**PRODUCT NOTES:**

▲ Items are Prysmian authorized stock.  
 The above dimensions are approximate and subject to normal manufacturing tolerances.  
 All metric (SI) dimensions are derived from a soft conversion.

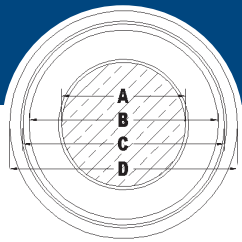
**Three Phase Operation**

In Duct: Three single cables in plastic duct, direct-buried in a triangular configuration, 90°C conductor temperature, 20°C ambient temperature, earth RHO of 90°C-cm/Watt, 100% load factor, 36 inch depth of burial, and shields short-circuited.  
 Direct-Buried: Three single cables direct-buried, spaced 7.5 inches horizontally, 90°C conductor temperature, 20°C ambient temperature, earth RHO of 90°C-cm/Watt, 100% load factor, 36 inch depth of burial, and shields short-circuited.



1-800-845-8507 (US)  
 1-800-263-4405 (West-CAN)  
 1-800-361-1418 (East-CAN)

www.prysmianusa.com  
 www.prysmiancanada.com



# TRXLPE LC SHIELD<sup>®</sup> CSA

## 35kV 133%

Product Number	Conductor	Insulation Thickness (mils)	LC Shield Thickness	Conductor Diameter (mm)	Insulation Diameter (mm)	Insulation Shield Diameter (mm)	Jacket Diameter (mm)	Cable Weight (kg/km)	Minimum Bending Radius (mm)	90°C In Duct					90°C Direct Buried				
										† Ampacity (Amps)	+/- Sequence Impedance Resistance (Ω/km)	+/- Sequence Impedance Reactance (Ω/km)	Zero Sequence Impedance Resistance (Ω/km)	Zero Sequence Impedance Reactance (Ω/km)	† Ampacity (Amps)	+/- Sequence Impedance Resistance (Ω/km)	+/- Sequence Impedance Reactance (Ω/km)	Zero Sequence Impedance Resistance (Ω/km)	Zero Sequence Impedance Reactance (Ω/km)
<b>35kV 133% Aluminum Three Phase 8 mil LC</b>																			
QCPØ6ZC	1/0 SOLID AL	420	8 mil LC	8.26	31.27	33.40	40.16	1480	483	170	0.68	0.18	1.80	0.11	220	0.72	0.32	1.77	0.11
QCQØ6ZC	1/0 AWG AL	420	8 mil LC	8.59	31.60	33.73	40.49	1498	508	169	0.70	0.17	1.79	0.11	220	0.73	0.31	1.76	0.11
QCRØ6ZC	2/0 AWG AL	420	8 mil LC	9.60	32.61	34.75	41.50	1589	508	193	0.55	0.17	1.60	0.10	249	0.59	0.30	1.58	0.10
QCSØ6ZC	3/0 AWG AL	420	8 mil LC	10.82	33.83	35.97	42.72	1706	533	219	0.44	0.16	1.45	0.10	282	0.47	0.29	1.43	0.10
QCTØ6ZC	4/0 AWG AL	420	8 mil LC	12.14	35.15	37.29	45.62	1907	559	249	0.35	0.16	1.32	0.09	317	0.39	0.28	1.30	0.09
QCUØ6ZC	250 MCM AL	420	8 mil LC	13.28	36.55	38.68	47.02	2089	584	273	0.30	0.15	1.23	0.09	345	0.33	0.28	1.21	0.09
QCVØ6ZC	350 MCM AL	420	8 mil LC	15.72	38.99	41.63	49.96	2416	610	328	0.21	0.15	1.09	0.08	406	0.25	0.26	1.07	0.08
QCWØ6ZC	500 MCM AL	420	8 mil LC	18.80	42.06	44.70	53.04	2797	660	397	0.15	0.14	0.95	0.07	480	0.19	0.25	0.94	0.07
QCXØ6ZC	750 MCM AL	420	8 mil LC	23.11	46.63	49.28	57.61	3424	711	490	0.10	0.13	0.82	0.07	573	0.14	0.23	0.81	0.07
QCYØ6ZC	1000 MCM AL	420	8 mil LC	26.92	50.44	53.09	61.42	3984	762	565	0.08	0.12	0.74	0.06	643	0.12	0.22	0.74	0.06
<b>35kV 133% Aluminum Three Phase 10 mil LC</b>																			
QCPØ7ZC	1/0 SOLID AL	420	10 mil LC	8.26	31.27	33.40	40.16	1547	483	169	0.68	0.18	1.58	0.11	219	0.73	0.31	1.55	0.11
QCQØ7ZC	1/0 AWG AL	420	10 mil LC	8.59	31.60	33.73	40.49	1565	508	169	0.70	0.17	1.57	0.11	219	0.74	0.31	1.54	0.11
QCRØ7ZC	2/0 AWG AL	420	10 mil LC	9.60	32.61	34.75	41.50	1658	508	192	0.55	0.17	1.39	0.10	248	0.60	0.30	1.37	0.10
QCSØ7ZC	3/0 AWG AL	420	10 mil LC	10.82	33.83	35.97	42.72	1778	533	219	0.44	0.16	1.25	0.10	280	0.48	0.29	1.23	0.10
QCTØ7ZC	4/0 AWG AL	420	10 mil LC	12.14	35.15	37.29	45.62	1980	559	248	0.35	0.16	1.13	0.09	315	0.39	0.28	1.11	0.09
QCUØ7ZC	250 MCM AL	420	10 mil LC	13.28	36.55	38.68	47.02	2165	584	272	0.30	0.15	1.04	0.09	342	0.34	0.27	1.03	0.09
QCVØ7ZC	350 MCM AL	420	10 mil LC	15.72	38.99	41.63	49.96	2499	610	327	0.21	0.15	0.91	0.08	401	0.26	0.26	0.90	0.08
QCWØ7ZC	500 MCM AL	420	10 mil LC	18.80	42.06	44.70	53.04	2885	660	395	0.15	0.14	0.79	0.07	472	0.20	0.24	0.78	0.07
QCXØ7ZC	750 MCM AL	420	10 mil LC	23.11	46.63	49.28	57.61	3518	711	487	0.11	0.13	0.68	0.07	560	0.15	0.23	0.67	0.07
QCYØ7ZC	1000 MCM AL	420	10 mil LC	26.92	50.44	53.09	61.42	4085	762	560	0.08	0.12	0.61	0.06	624	0.13	0.22	0.61	0.06

†Ampacities are based on the following:

Information Subject to Change without Notice.

**PRODUCT NOTES:**

▲ Items are Prysmian authorized stock.  
 The above dimensions are approximate and subject to normal manufacturing tolerances.  
 All metric (SI) dimensions are derived from a soft conversion.

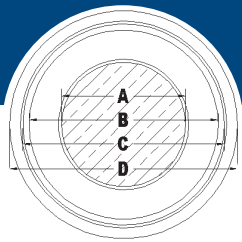
**Three Phase Operation**

In Duct: Three single cables in plastic duct, direct-buried in a triangular configuration, 90°C conductor temperature, 20°C ambient temperature, earth RHO of 90°C-cm/Watt, 100% load factor, 36 inch depth of burial, and shields short-circuited.  
 Direct-Buried: Three single cables direct-buried, spaced 7.5 inches horizontally, 90°C conductor temperature, 20°C ambient temperature, earth RHO of 90°C-cm/Watt, 100% load factor, 36 inch depth of burial, and shields short-circuited.



1-800-845-8507 (US)  
 1-800-263-4405 (West-CAN)  
 1-800-361-1418 (East-CAN)

www.prysmianusa.com  
 www.prysmiancanada.com



# TRXLPE LC SHIELD<sup>®</sup> CSA

## 35kV 133%

Product Number	Conductor	Insulation Thickness (mils)	LC Shield Thickness	Conductor Dimensions (mm)				Cable Weight (kg/km)	Minimum Bending Radius (mm)	90°C In Duct						90°C Direct Buried			
				(A)	(B)	(C)	(D)			† Ampacity (Amps)	+/- Sequence Impedance Resistance (Ω/km)	+/- Sequence Impedance Reactance (Ω/km)	Zero Sequence Impedance Resistance (Ω/km)	Zero Sequence Impedance Reactance (Ω/km)	† Ampacity (Amps)	+/- Sequence Impedance Resistance (Ω/km)	+/- Sequence Impedance Reactance (Ω/km)	Zero Sequence Impedance Resistance (Ω/km)	Zero Sequence Impedance Reactance (Ω/km)
<b>35kV 133% Copper Three Phase 8 mil LC</b>																			
QC7Ø6ZC	1/0 SOLID CU	420	8 mil LC	8.26	31.27	33.40	40.16	1811	483	217	0.41	0.18	1.54	0.11	279	0.45	0.32	1.51	0.11
QC8Ø6ZC	1/0 AWG CU	420	8 mil LC	8.59	31.60	33.73	40.49	1832	508	218	0.42	0.17	1.51	0.11	280	0.46	0.31	1.48	0.11
QC9Ø6ZC	2/0 AWG CU	420	8 mil LC	9.60	32.61	34.75	41.50	2010	508	247	0.34	0.17	1.39	0.10	315	0.37	0.30	1.36	0.10
QCAØ6ZC	3/0 AWG CU	420	8 mil LC	10.82	33.83	35.97	42.72	2237	533	280	0.27	0.16	1.28	0.10	355	0.30	0.29	1.26	0.10
QCBØ6ZC	4/0 AWG CU	420	8 mil LC	12.14	35.15	37.29	45.62	2626	559	317	0.21	0.16	1.19	0.09	398	0.25	0.28	1.17	0.09
QCCØ6ZC	250 MCM CU	420	8 mil LC	13.28	36.55	38.68	47.02	2880	584	348	0.18	0.15	1.12	0.09	431	0.22	0.28	1.10	0.09
QCDØ6ZC	350 MCM CU	420	8 mil LC	15.72	38.99	41.63	49.96	3524	610	417	0.13	0.15	1.00	0.08	502	0.17	0.26	0.99	0.08
QCEØ6ZC	500 MCM CU	420	8 mil LC	18.77	42.04	44.68	53.01	4379	660	501	0.10	0.14	0.89	0.07	584	0.13	0.25	0.88	0.07
QCFØ6ZC	750 MCM CU	420	8 mil LC	24.59	48.11	50.75	59.08	5913	711	609	0.07	0.13	0.78	0.07	681	0.10	0.23	0.78	0.07
QCGØ6ZC	1000 MCM CU	420	8 mil LC	28.37	51.89	54.53	62.87	7283	762	691	0.05	0.12	0.72	0.06	749	0.09	0.22	0.71	0.06
<b>35kV 133% Copper Three Phase 10 mil LC</b>																			
QC7Ø7ZC	1/0 SOLID CU	420	10 mil LC	8.26	31.27	33.40	40.16	1878	483	217	0.42	0.18	1.31	0.11	278	0.46	0.31	1.29	0.11
QC8Ø7ZC	1/0 AWG CU	420	10 mil LC	8.59	31.60	33.73	40.49	1899	508	217	0.42	0.17	1.29	0.11	278	0.47	0.31	1.27	0.11
QC9Ø7ZC	2/0 AWG CU	420	10 mil LC	9.60	32.61	34.75	41.50	2079	508	246	0.34	0.17	1.18	0.10	313	0.38	0.30	1.16	0.10
QCAØ7ZC	3/0 AWG CU	420	10 mil LC	10.82	33.83	35.97	42.72	2309	533	280	0.27	0.16	1.08	0.10	351	0.31	0.29	1.06	0.10
QCBØ7ZC	4/0 AWG CU	420	10 mil LC	12.14	35.15	37.29	45.62	2700	559	317	0.22	0.16	0.93	0.09	393	0.26	0.28	0.98	0.09
QCCØ7ZC	250 MCM CU	420	10 mil LC	13.28	36.55	38.68	47.02	2956	584	347	0.18	0.15	0.93	0.09	425	0.23	0.27	0.92	0.09
QCDØ7ZC	350 MCM CU	420	10 mil LC	15.72	38.99	41.63	49.96	3606	610	415	0.13	0.15	0.83	0.08	492	0.18	0.26	0.82	0.08
QCEØ7ZC	500 MCM CU	420	10 mil LC	18.77	42.04	44.68	53.01	4467	660	497	0.10	0.14	0.73	0.07	569	0.14	0.24	0.73	0.07
QCFØ7XC	750 MCM CU	420	10 mil LC	24.59	48.11	50.75	59.08	6011	711	603	0.07	0.13	0.64	0.07	659	0.11	0.23	0.64	0.07
QCGØ7XC	1000 MCM CU	420	10 mil LC	28.37	51.89	54.53	62.87	7388	762	682	0.06	0.12	0.58	0.06	718	0.10	0.22	0.58	0.06

†Ampacities are based on the following:

Information Subject to Change without Notice.

**PRODUCT NOTES:**

▲ Items are Prysmian authorized stock.  
 The above dimensions are approximate and subject to normal manufacturing tolerances.  
 All metric (SI) dimensions are derived from a soft conversion.

**Three Phase Operation**

In Duct: Three single cables in plastic duct, direct-buried in a triangular configuration, 90°C conductor temperature, 20°C ambient temperature, earth RHO of 90°C-cm/Watt, 100% load factor, 36 inch depth of burial, and shields short-circuited.  
 Direct-Buried: Three single cables direct-buried, spaced 7.5 inches horizontally, 90°C conductor temperature, 20°C ambient temperature, earth RHO of 90°C-cm/Watt, 100% load factor, 36 inch depth of burial, and shields short-circuited.

