

Description

Three conductor cable with stranded copper or aluminum conductors, triple extruded insulation system consisting of a thermosetting semiconducting conductor shield, high dielectric strength VOLTALENE® TRXLPE insulation, thermosetting semiconducting insulation shield, helically applied bare copper tape shield, cabled with fillers and grounding conductor(s), overall binder tape, and overall PVC jacket.

Specifications

CSA CSA C68.3

Ratings

FT1
-40°C
Sunlight Resistant

For 90°C continuous, 130°C emergency, 250°C short-circuit operation.



Design Parameters

Conductor

- Class B Compressed or Compact concentric strand aluminum alloy 1350 or soft drawn annealed copper per ASTM.

Conductor Shield

- Extruded thermosetting semiconducting shield which is free stripping from the conductor and bonded to the insulation.

Insulation

- Natural high dielectric strength tree-retardant cross-linked polyethylene (TRXLPE) VOLTALENE® insulation, exhibiting an optimum balance of mechanical and electrical properties, insuring resistance to treeing.

Insulation Shield

- Extruded thermosetting semiconducting shield with controlled adhesion to the insulation providing the required balance between electrical integrity and ease of stripping.

Metallic Shield

- Helically applied non-magnetic copper tape over the insulation shield with a maximum 15% gap. A Mylar ribbon is longitudinally applied under the copper tape shield for phase identification - 1C w/ Red, 1C w/ Blue, and 1C w/Black.

Assembly

- Phase identified shielded conductors cabled with fillers forming a firm and cylindrical cable core. A binder tape is applied to maintain core symmetry and mechanical stability.









Jacket


- Black sunlight resistant polyvinyl chloride (PVC) jacket tightly applied over the binder tape.

Options

- Strandseal®
- Super smooth conductor shield
- EPROTENAX® (EPR) insulation
- Zero or three grounding conductor(s)
- Colored Jacket
- CPE, LLDPE, or LSOH Jacket
- Copper tape shield with 20% overlap
- Mine Power Feeder (MP, MP-GC)
- Lead Sheath or Armour

Installations

- | | |
|--|---|
|  Conduit in Air |  Direct Buried |
|  Underground Duct |  Isolated in Air |
|  Wet Locations |  Dry Locations |
|  With Messenger |  Industrial |



3/C TRXLPE POWER CSA

5kV
100% | 133%

Product Number	Conductor Size	Insulation Thickness (mil/s)	Conductor Dimensions (mm)				Jacket Diameter (mm)	Cable Weight (kg/km)	Minimum Bending Radius (mm)	90°C Ampacity (Amps)		
			(A)	(B)	(C)	(D)				Underground Duct	Conduit in Air	Isolated in Air
5kV 100%/133% Copper Three Conductor												
Q4256ZC	4 AWG CU	90	5.74	11.48	13.16	33.91	1455	254	100	91	105	
Q4456ZC	2 AWG CU	90	6.81	12.55	14.22	36.21	1886	254	135	125	140	
Q4656ZC	1 AWG CU	90	7.59	13.34	15.01	37.91	2189	279	155	140	160	
Q4856ZC	1/0 AWG CU	90	8.59	14.33	16.00	40.05	2572	305	175	165	185	
Q4956ZC	2/0 AWG CU	90	9.60	15.34	17.02	42.25	3034	305	200	190	215	
Q4A56ZC	3/0 AWG CU	90	10.82	16.56	18.24	46.61	3776	330	230	220	250	
Q4B56ZC	4/0 AWG CU	90	12.14	17.88	19.56	49.46	4500	356	265	255	285	
Q4C56ZC	250 MCM CU	90	13.28	19.28	20.96	52.48	5176	381	290	280	320	
Q4D56ZC	350 MCM CU	90	15.72	21.72	23.39	57.74	6787	406	355	350	395	
Q4E56ZC	500 MCM CU	90	18.77	24.77	26.44	64.33	9153	457	430	425	485	
Q4F56XC	750 MCM CU	90	24.59	30.84	32.97	80.05	13769	584	530	525	615	
Q4G56XC	1000 MCM CU	90	28.37	34.62	36.75	88.23	17701	635	600	590	705	

†Ampacities are based on the following:

Information Subject to Change without Notice.

PRODUCT NOTES:

Three Phase Operation

▲ Items are Prysmian authorized stock.
The above dimensions are approximate and subject to normal manufacturing tolerances.
All metric (SI) dimensions are derived from a soft conversion.

Underground Duct: Single three-conductor cable in plastic duct, 75cm depth of burial, 90°C conductor temperature, 20°C ambient temperature, earth RHO of 90°C-cm/Watt, 100% load factor, and shields short-circuited.


Conduit in Air: Single three-conductor cable, 90°C conductor temperature, 40°C ambient temperature, and shields short-circuited.

Isolated In Air: Single three-conductor cable, 90°C conductor temperature, 40°C ambient temperature, and shields short-circuited.



1-800-845-8507 (US)
1-800-263-4405 (West-CAN)
1-800-361-1418 (East-CAN)

www.prysmianusa.com
www.prysmiancanada.com



3/C TRXLPE POWER CSA

5kV

100% | 133%

Product Number	Conductor Size	Insulation Thickness (mil)	Conductor Dimensions (mm)				Jacket Diameter (mm)	Cable Weight (kg/km)	Minimum Bending Radius (mm)	90°C Ampacity (Amps)		
			(A)	(B)	(C)	(D)				Underground Duct	Conduit in Air	Isolated in Air
5kV 100%/133% Aluminum Three Conductor												
Q4K56ZC	4 AWG AL	90	5.41	11.15	12.83	32.78	930	254	80	71	81	
Q4M56ZC	2 AWG AL	90	6.81	12.55	14.22	35.80	1144	254	105	96	110	
Q4O56ZC	1 AWG AL	90	7.65	13.39	15.06	37.61	1271	279	120	110	125	
Q4Q56ZC	1/0 AWG AL	90	8.59	14.33	16.00	39.64	1436	279	140	130	145	
Q4R56ZC	2/0 AWG AL	90	9.60	15.34	17.02	41.83	1632	305	160	150	170	
Q4S56ZC	3/0 AWG AL	90	10.82	16.56	18.24	46.19	2037	330	180	170	195	
Q4T56ZC	4/0 AWG AL	90	12.14	17.88	19.56	49.05	2189	356	205	200	225	
Q4U56ZC	250 MCM AL	90	13.28	19.28	20.96	52.06	2630	381	230	220	250	
Q4V56ZC	350 MCM AL	90	15.72	21.72	23.39	57.33	3277	406	280	275	310	
Q4W56ZC	500 MCM AL	90	18.80	24.79	26.47	63.97	4205	457	340	340	385	
Q4X56ZC	750 MCM AL	90	23.11	29.36	31.50	76.46	6141	559	425	430	495	
Q4Y56ZC	1000 MCM AL	90	26.92	33.17	35.31	84.69	7617	610	495	505	585	

†Ampacities are based on the following:

Information Subject to Change without Notice.

PRODUCT NOTES:

Three Phase Operation

▲ Items are Prysmian authorized stock.
The above dimensions are approximate and subject to normal manufacturing tolerances.
All metric (SI) dimensions are derived from a soft conversion.

Underground Duct: Single three-conductor cable in plastic duct, 75cm depth of burial, 90°C conductor temperature, 20°C ambient temperature, earth RHO of 90°C-cm/Watt, 100% load factor, and shields short-circuited.


Conduit in Air: Single three-conductor cable, 90°C conductor temperature, 40°C ambient temperature, and shields short-circuited.

Isolated In Air: Single three-conductor cable, 90°C conductor temperature, 40°C ambient temperature, and shields short-circuited.



1-800-845-8507 (US)
1-800-263-4405 (West-CAN)
1-800-361-1418 (East-CAN)

www.prysmianusa.com
www.prysmiancanada.com



3/C TRXLPE POWER CSA

8kV

100% | 133%

Product Number	Conductor Size	Insulation Thickness (mil/s)	Conductor Diameter (mm)				Insulation Shield Diameter (mm)	Jacket Diameter (mm)	Cable Weight (kg/km)	Minimum Bending Radius (mm)	90°C		
			(A)	(B)	(C)	(D)					Underground Duct	Conduit in Air	Isolated in Air
8kV 100% Copper Three Conductor													
Q5256ZC	4 AWG CU	115	5.74	12.75	14.43	36.65	1592	279	115	105	120		
Q5456ZC	2 AWG CU	115	6.81	13.82	15.49	38.95	2030	279	150	145	165		
Q5656ZC	1 AWG CU	115	7.59	14.61	16.28	40.65	2338	305	170	165	185		
Q5856ZC	1/0 AWG CU	115	8.59	15.60	17.27	42.79	2727	305	195	195	215		
Q5956ZC	2/0 AWG CU	115	9.60	16.61	18.29	46.72	3358	330	220	220	245		
Q5A56ZC	3/0 AWG CU	115	10.82	17.83	19.51	49.35	3955	356	250	250	285		
Q5B56ZC	4/0 AWG CU	115	12.14	19.15	20.83	52.20	4688	381	285	290	325		
Q5C56ZC	250 MCM CU	115	13.28	20.55	22.23	55.22	5373	406	310	315	360		
Q5D56ZC	350 MCM CU	115	15.72	22.99	24.66	60.49	7000	432	375	385	435		
Q5E56ZC	500 MCM CU	115	18.77	26.04	28.17	68.06	9484	483	450	470	535		
Q5F56XC	750 MCM CU	115	24.59	32.11	34.24	82.80	14055	584	545	570	670		
Q5G56XC	1000 MCM CU	115	28.37	35.89	38.02	90.97	18012	660	615	650	770		
8kV 133% Copper Three Conductor													
Q6456ZC	2 AWG CU	140	6.81	15.14	16.81	41.81	2188	305	150	145	165		
Q6656ZC	1 AWG CU	140	7.59	15.93	17.60	43.66	2507	330	170	165	185		
Q6856ZC	1/0 AWG CU	140	8.59	16.92	18.59	47.37	3062	356	195	195	215		
Q6956ZC	2/0 AWG CU	140	9.60	17.93	19.61	49.57	3546	356	220	220	245		
Q6A56ZC	3/0 AWG CU	140	10.82	19.15	20.83	52.20	4150	381	250	250	285		
Q6B56ZC	4/0 AWG CU	140	12.14	20.47	22.15	55.06	4893	406	285	290	325		
Q6C56ZC	250 MCM CU	140	13.28	21.87	23.55	58.07	5587	432	310	315	360		
Q6D56ZC	350 MCM CU	140	15.72	24.31	25.98	63.34	7230	457	375	385	435		
Q6E56ZC	500 MCM CU	140	18.77	27.36	29.49	70.91	9739	508	450	470	535		
Q6F56XC	750 MCM CU	140	24.59	33.43	35.56	85.65	14361	610	545	570	670		
Q6G56XC	1000 MCM CU	140	28.37	37.21	39.34	93.82	18344	660	615	650	770		

†Ampacities are based on the following:

Information Subject to Change without Notice.

PRODUCT NOTES:

Three Phase Operation


▲ Items are Prysmian authorized stock.
The above dimensions are approximate and subject to normal manufacturing tolerances.
All metric (SI) dimensions are derived from a soft conversion.

Underground Duct: Single three-conductor cable in plastic duct, 75cm depth of burial, 90°C conductor temperature, 20°C ambient temperature, earth RHO of 90°C-cm/Watt, 100% load factor, and shields short-circuited.

Conduit in Air: Single three-conductor cable, 90°C conductor temperature, 40°C ambient temperature, and shields short-circuited.

Isolated In Air: Single three-conductor cable, 90°C conductor temperature, 40°C ambient temperature, and shields short-circuited.





3/C TRXLPE POWER CSA

8kV
100% | 133%

Product Number	Conductor Size	Insulation Thickness (mil/s)	Conductor Diameter (mm)				Insulation Shield Diameter (mm)	Jacket Diameter (mm)	Cable Weight (kg/km)	Minimum Bending Radius (mm)	90°C		
			(A)	(B)	(C)	(D)					Underground Duct	Conduit in Air	Isolated in Air
8kV 100% Aluminum Three Conductor													
Q5K56ZC	4 AWG AL	115	5.41	12.42	14.10	35.52	1053	254	89	84	95		
Q5M56ZC	2 AWG AL	115	6.81	13.82	15.49	38.54	1276	279	115	115	125		
Q5O56ZC	1 AWG AL	115	7.65	14.66	16.33	40.35	1409	305	135	130	145		
Q5Q56ZC	1/0 AWG AL	115	8.59	15.60	17.27	42.38	1580	305	150	150	170		
Q5R56ZC	2/0 AWG AL	115	9.60	16.61	18.29	46.30	1943	330	170	170	190		
Q5S56ZC	3/0 AWG AL	115	10.82	17.83	19.51	48.94	2205	356	195	195	220		
Q5T56ZC	4/0 AWG AL	115	12.14	19.15	20.83	51.79	2365	381	220	225	255		
Q5U56ZC	250 MCM AL	115	13.28	20.55	22.23	54.81	2815	406	245	250	280		
Q5V56ZC	350 MCM AL	115	15.72	22.99	24.66	60.08	3479	432	295	305	345		
Q5W56ZC	500 MCM AL	115	18.80	26.06	28.19	67.70	4520	483	355	380	425		
Q5X56ZC	750 MCM AL	115	23.11	30.63	32.77	79.20	6406	559	440	470	540		
Q5Y56ZC	1000 MCM AL	115	26.92	34.44	36.58	87.43	7907	635	510	550	635		
8kV 133% Aluminum Three Conductor													
Q6M56ZC	2 AWG AL	140	6.81	15.14	16.81	41.39	1423	305	115	115	125		
Q6O56ZC	1 AWG AL	140	7.65	15.98	17.65	43.36	1567	305	135	130	145		
Q6Q56ZC	1/0 AWG AL	140	8.59	16.92	18.59	46.96	1902	330	150	150	170		
Q6R56ZC	2/0 AWG AL	140	9.60	17.93	19.61	49.16	2119	356	170	170	190		
Q6S56ZC	3/0 AWG AL	140	10.82	19.15	20.83	51.79	2389	381	195	195	220		
Q6T56ZC	4/0 AWG AL	140	12.14	20.47	22.15	54.64	2558	406	220	225	255		
Q6U56ZC	250 MCM AL	140	13.28	21.87	23.55	57.66	3017	406	245	250	280		
Q6V56ZC	350 MCM AL	140	15.72	24.31	25.98	62.93	3698	457	295	305	345		
Q6W56ZC	500 MCM AL	140	18.80	27.38	29.51	70.55	4764	508	355	380	425		
Q6X56ZC	750 MCM AL	140	23.11	31.95	34.09	82.06	6690	584	440	470	540		
Q6Y56ZC	1000 MCM AL	140	26.92	35.76	37.90	90.28	8218	635	510	550	635		

†Ampacities are based on the following:

Information Subject to Change without Notice.

PRODUCT NOTES:

Three Phase Operation


▲ Items are Prysmian authorized stock.
The above dimensions are approximate and subject to normal manufacturing tolerances.
All metric (SI) dimensions are derived from a soft conversion.

Underground Duct: Single three-conductor cable in plastic duct, 75cm depth of burial, 90°C conductor temperature, 20°C ambient temperature, earth RHO of 90°C-cm/Watt, 100% load factor, and shields short-circuited.

Conduit in Air: Single three-conductor cable, 90°C conductor temperature, 40°C ambient temperature, and shields short-circuited.

Isolated In Air: Single three-conductor cable, 90°C conductor temperature, 40°C ambient temperature, and shields short-circuited.





3/C TRXLPE POWER CSA

15kV
100% | 133%

Product Number	Conductor Size	Insulation Thickness (mil/s)	Conductor Dimensions				Cable Weight (kg/km)	Minimum Bending Radius (mm)	90°C Ampacity (Amps)			
			(A)	(B)	(C)	(D)			Underground Duct	Conduit in Air	Isolated in Air	
15kV 100% Copper Three Conductor												
Q7456ZC	2 AWG CU	175	6.81	16.92	18.59	47.37	2580	356	150	145	165	
Q7656ZC	1 AWG CU	175	7.59	17.70	19.38	49.07	2906	356	170	165	185	
Q7856ZC	1/0 AWG CU	175	8.59	18.69	20.37	51.21	3319	381	195	195	215	
Q7956ZC	2/0 AWG CU	175	9.60	19.71	21.39	53.41	3811	381	220	220	245	
Q7A56ZC	3/0 AWG CU	175	10.82	20.93	22.61	56.04	4428	406	250	250	285	
Q7B56ZC	4/0 AWG CU	175	12.14	22.25	23.93	58.90	5182	432	285	290	325	
Q7C56ZC	250 MCM CU	175	13.28	23.65	25.32	61.91	5889	457	310	315	360	
Q7D56ZC	350 MCM CU	175	15.72	26.09	28.22	68.17	7652	483	375	385	435	
Q7E56ZC	500 MCM CU	175	18.77	29.13	31.27	76.38	10362	559	450	470	535	
Q7F56XC	750 MCM CU	175	24.59	35.20	37.34	89.49	14787	635	545	570	670	
Q7G56XC	1000 MCM CU	175	28.37	38.99	41.63	98.76	18959	711	615	650	770	
15kV 133% Copper Three Conductor												
Q8456ZC	2 AWG CU	220	6.81	19.25	20.93	52.42	2920	381	150	145	165	
Q8656ZC	1 AWG CU	220	7.59	20.04	21.72	54.12	3256	381	170	165	185	
Q8856ZC	1/0 AWG CU	220	8.59	21.03	22.71	56.26	3681	406	195	195	215	
Q8956ZC	2/0 AWG CU	220	9.60	22.05	23.72	58.46	4186	432	220	220	245	
Q8A56ZC	3/0 AWG CU	220	10.82	23.27	24.94	61.09	4817	432	250	250	285	
Q8B56ZC	4/0 AWG CU	220	12.14	24.59	26.26	63.94	5587	457	285	290	325	
Q8C56ZC	250 MCM CU	220	13.28	25.98	27.66	66.96	6311	483	310	315	360	
Q8D56ZC	350 MCM CU	220	15.72	28.42	30.56	74.84	8371	533	375	385	435	
Q8E56ZC	500 MCM CU	220	18.77	31.47	33.60	81.42	10875	584	450	470	535	
Q8F56XC	750 MCM CU	220	24.59	37.54	39.67	94.54	15372	686	545	570	670	
Q8G56XC	1000 MCM CU	220	28.37	41.33	43.97	103.81	19597	737	615	650	770	

†Ampacities are based on the following:

Information Subject to Change without Notice.

PRODUCT NOTES:

Three Phase Operation

▲ Items are Prysmian authorized stock.
The above dimensions are approximate and subject to normal manufacturing tolerances.
All metric (SI) dimensions are derived from a soft conversion.

Underground Duct: Single three-conductor cable in plastic duct, 75cm depth of burial, 90°C conductor temperature, 20°C ambient temperature, earth RHO of 90°C-cm/Watt, 100% load factor, and shields short-circuited.


Conduit in Air: Single three-conductor cable, 90°C conductor temperature, 40°C ambient temperature, and shields short-circuited.

Isolated In Air: Single three-conductor cable, 90°C conductor temperature, 40°C ambient temperature, and shields short-circuited.



1-800-845-8507 (US)
1-800-263-4405 (West-CAN)
1-800-361-1418 (East-CAN)

www.prysmianusa.com
www.prysmiancanada.com



3/C TRXLPE POWER CSA

15kV
100% | 133%

Product Number	Conductor Size	Insulation Thickness (mil/s)	Conductor Dimensions				Jacket Diameter (mm)	Cable Weight (kg/km)	Minimum Bending Radius (mm)	90°C Ampacity (Amps)		
			(A)	(B)	(C)	(D)				Underground Duct	Conduit in Air	Isolated in Air
15kV 100% Aluminum Three Conductor												
Q7M56ZC	2 AWG AL	175	6.81	16.92	18.59	46.96	1797	330	115	115	125	
Q7O56ZC	1 AWG AL	175	7.65	17.75	19.43	48.77	1949	356	135	130	145	
Q7Q56ZC	1/0 AWG AL	175	8.59	18.69	20.37	50.80	2143	381	150	150	170	
Q7R56ZC	2/0 AWG AL	175	9.60	19.71	21.39	53.00	2369	381	170	170	190	
Q7S56ZC	3/0 AWG AL	175	10.82	20.93	22.61	55.63	2650	406	195	195	220	
Q7T56ZC	4/0 AWG AL	175	12.14	22.25	23.93	58.48	2831	432	220	225	255	
Q7U56ZC	250 MCM AL	175	13.28	23.65	25.32	61.50	3304	432	245	250	280	
Q7V56ZC	350 MCM AL	175	15.72	26.09	28.22	67.76	4100	483	295	305	345	
Q7W56ZC	500 MCM AL	175	18.80	29.16	31.29	76.02	5370	533	355	380	425	
Q7X56ZC	750 MCM AL	175	23.11	33.73	35.86	85.90	7087	610	440	470	540	
Q7Y56ZC	1000 MCM AL	175	26.92	37.54	39.67	94.13	8650	660	510	550	635	
15kV 133% Aluminum Three Conductor												
Q8M56ZC	2 AWG AL	220	6.81	19.25	20.93	52.01	2117	381	115	115	125	
Q8O56ZC	1 AWG AL	220	7.65	20.09	21.77	53.82	2279	381	135	130	145	
Q8Q56ZC	1/0 AWG AL	220	8.59	21.03	22.71	55.85	2484	406	150	150	170	
Q8R56ZC	2/0 AWG AL	220	9.60	22.05	23.72	58.05	2723	406	170	170	190	
Q8S56ZC	3/0 AWG AL	220	10.82	23.27	24.94	60.68	3018	432	195	195	220	
Q8T56ZC	4/0 AWG AL	220	12.14	24.59	26.26	63.53	3216	457	220	225	255	
Q8U56ZC	250 MCM AL	220	13.28	25.98	27.66	66.55	3705	483	245	250	280	
Q8V56ZC	350 MCM AL	220	15.72	28.42	30.56	74.43	4796	533	295	305	345	
Q8W56ZC	500 MCM AL	220	18.80	31.50	33.63	81.07	5862	584	355	380	425	
Q8X56ZC	750 MCM AL	220	23.11	36.07	38.20	90.94	7634	660	440	470	540	
Q8Y56ZC	1000 MCM AL	220	26.92	39.88	42.52	100.27	9395	711	510	550	635	

†Ampacities are based on the following:

Information Subject to Change without Notice.

PRODUCT NOTES:


Three Phase Operation

▲ Items are Prysmian authorized stock.
The above dimensions are approximate and subject to normal manufacturing tolerances.
All metric (SI) dimensions are derived from a soft conversion.

Underground Duct: Single three-conductor cable in plastic duct, 75cm depth of burial, 90°C conductor temperature, 20°C ambient temperature, earth RHO of 90°C-cm/Watt, 100% load factor, and shields short-circuited.

Conduit in Air: Single three-conductor cable, 90°C conductor temperature, 40°C ambient temperature, and shields short-circuited.

Isolated In Air: Single three-conductor cable, 90°C conductor temperature, 40°C ambient temperature, and shields short-circuited.



3/C TRXLPE POWER CSA

25kV

100% | 133%

Product Number	Conductor Size	Insulation Thickness (mil/s)	Conductor Dimensions				Cable Weight (kg/km)	Minimum Bending Radius (mm)	90°C Ampacity (Amps)			
			(A)	(B)	(C)	(D)			Underground Duct	Conduit in Air	Isolated in Air	
25kV 100% Copper Three Conductor												
Q9656ZC	1 AWG CU	260	7.59	22.12	23.80	58.62	3592	432	170	165	185	
Q9856ZC	1/0 AWG CU	260	8.59	23.11	24.79	60.76	4027	432	195	195	215	
Q9956ZC	2/0 AWG CU	260	9.60	24.13	25.81	62.96	4543	457	220	220	245	
Q9A56ZC	3/0 AWG CU	260	10.82	25.35	27.03	65.59	5187	483	250	250	285	
Q9B56ZC	4/0 AWG CU	260	12.14	26.67	28.80	69.43	6071	508	285	290	325	
Q9C56ZC	250 MCM CU	260	13.28	28.07	30.20	74.07	7072	533	310	315	360	
Q9D56ZC	350 MCM CU	260	15.72	30.51	32.64	79.34	8818	559	375	385	435	
Q9E56ZC	500 MCM CU	260	18.77	33.55	35.69	85.92	11355	610	450	470	535	
Q9F56XC	750 MCM CU	260	24.59	39.62	42.27	100.13	16074	711	545	570	670	
25kV 133% Copper Three Conductor												
QA656ZC	1 AWG CU	320	7.59	25.27	26.95	65.42	4142	483	170	165	185	
QA856ZC	1/0 AWG CU	320	8.59	26.26	28.40	68.55	4692	483	195	195	215	
QA956ZC	2/0 AWG CU	320	9.60	27.28	29.41	70.75	5227	508	220	220	245	
QAA56ZC	3/0 AWG CU	320	10.82	28.50	30.63	75.01	6156	533	250	250	285	
QAB56ZC	4/0 AWG CU	320	12.14	29.82	31.95	77.86	6975	559	285	290	325	
QAC56ZC	250 MCM CU	320	13.28	31.22	33.35	80.88	7751	584	310	315	360	
QAD56ZC	350 MCM CU	320	15.72	33.66	35.79	86.14	9537	610	375	385	435	
QAE56ZC	500 MCM CU	320	18.77	36.70	38.84	92.73	12123	660	450	470	535	
QAF56XC	750 MCM CU	320	24.59	42.77	45.42	106.94	16951	762	545	570	670	

†Ampacities are based on the following:

Information Subject to Change without Notice.

PRODUCT NOTES:

Three Phase Operation

▲ Items are Prysmian authorized stock.
The above dimensions are approximate and subject to normal manufacturing tolerances.
All metric (SI) dimensions are derived from a soft conversion.

Underground Duct: Single three-conductor cable in plastic duct, 75cm depth of burial, 90°C conductor temperature, 20°C ambient temperature, earth RHO of 90°C-cm/Watt, 100% load factor, and shields short-circuited.


Conduit in Air: Single three-conductor cable, 90°C conductor temperature, 40°C ambient temperature, and shields short-circuited.

Isolated In Air: Single three-conductor cable, 90°C conductor temperature, 40°C ambient temperature, and shields short-circuited.



1-800-845-8507 (US)
1-800-263-4405 (West-CAN)
1-800-361-1418 (East-CAN)

www.prysmianusa.com
www.prysmiancanada.com



3/C TRXLPE POWER CSA

25kV

100% | 133%

Product Number	Conductor Size	Insulation Thickness (mil/s)	Conductor Diameter (mm)				Insulation Shield Diameter (mm)	Jacket Diameter (mm)	Cable Weight (kg/km)	Minimum Bending Radius (mm)	90°C		
			(A)	(B)	(C)	(D)					Underground Duct	Conduit in Air	Isolated in Air
25kV 100% Aluminum Three Conductor													
Q9056ZC	1 AWG AL	260	7.65	22.17	23.85	58.32	2597	432	135	130	145		
Q9Q56ZC	1/0 AWG AL	260	8.59	23.11	24.79	60.35	2812	432	150	150	170		
Q9R56ZC	2/0 AWG AL	260	9.60	24.13	25.81	62.54	3061	457	170	170	190		
Q9S56ZC	3/0 AWG AL	260	10.82	25.35	27.03	65.18	3370	457	195	195	220		
Q9T56ZC	4/0 AWG AL	260	12.14	26.67	28.80	69.02	3677	508	220	225	255		
Q9U56ZC	250 MCM AL	260	13.28	28.07	30.20	73.66	4442	533	245	250	280		
Q9V56ZC	350 MCM AL	260	15.72	30.51	32.64	78.93	5225	559	295	305	345		
Q9W56ZC	500 MCM AL	260	18.80	33.58	35.71	85.57	6324	610	355	380	425		
Q9X56ZC	750 MCM AL	260	23.11	38.15	40.28	95.44	8145	686	440	470	540		
Q9Y56ZC	1000 MCM AL	260	26.92	41.96	44.60	104.77	9953	737	510	550	635		
25kV 133% Aluminum Three Conductor													
QA056ZC	1 AWG AL	320	7.65	25.32	27.00	65.12	3120	457	135	130	145		
QAQ56ZC	1/0 AWG AL	320	8.59	26.26	28.40	68.14	3445	483	150	150	170		
QAR56ZC	2/0 AWG AL	320	9.60	27.28	29.41	70.33	3713	508	170	170	190		
QAS56ZC	3/0 AWG AL	320	10.82	28.50	30.63	74.59	4305	533	195	195	220		
QAT56ZC	4/0 AWG AL	320	12.14	29.82	31.95	77.45	4552	559	220	225	255		
QAU56ZC	250 MCM AL	320	13.28	31.22	33.35	80.46	5093	584	245	250	280		
QAV56ZC	350 MCM AL	320	15.72	33.66	35.79	85.73	5916	610	295	305	345		
QAW56ZC	500 MCM AL	320	18.80	36.73	38.86	92.37	7064	660	355	380	425		
QAX56ZC	750 MCM AL	320	23.11	41.30	43.94	103.34	9117	737	440	470	540		

†Ampacities are based on the following:

Information Subject to Change without Notice.

PRODUCT NOTES:

Three Phase Operation

▲ Items are Prysmian authorized stock.
The above dimensions are approximate and subject to normal manufacturing tolerances.
All metric (SI) dimensions are derived from a soft conversion.

Underground Duct: Single three-conductor cable in plastic duct, 75cm depth of burial, 90°C conductor temperature, 20°C ambient temperature, earth RHO of 90°C-cm/Watt, 100% load factor, and shields short-circuited.


Conduit in Air: Single three-conductor cable, 90°C conductor temperature, 40°C ambient temperature, and shields short-circuited.

Isolated In Air: Single three-conductor cable, 90°C conductor temperature, 40°C ambient temperature, and shields short-circuited.



1-800-845-8507 (US)
1-800-263-4405 (West-CAN)
1-800-361-1418 (East-CAN)

www.prysmianusa.com
www.prysmiancanada.com



3/C TRXLPE POWER CSA

28kV

100% | 133%

Product Number	Conductor Size	Insulation Thickness (mil/s)	Conductor Diameter (mm)				Insulation Shield Diameter (mm)	Jacket Diameter (mm)	Cable Weight (kg/km)	Minimum Bending Radius (mm)	90°C			†Ampacity (Amps)
			(A)	(B)	(C)	(D)					Underground Duct	Conduit in Air	Isolated in Air	
28kV 100% Copper Three Conductor														
QV656ZC	1 AWG CU	280	7.59	23.19	24.87	60.93	3773	432	170	165	185			
QV856ZC	1/0 AWG CU	280	8.59	24.18	25.86	63.07	4213	457	195	195	215			
QV956ZC	2/0 AWG CU	280	9.60	25.20	26.87	65.26	4735	457	220	220	245			
QVA56ZC	3/0 AWG CU	280	10.82	26.42	28.55	68.88	5484	483	250	250	285			
QVB56ZC	4/0 AWG CU	280	12.14	27.74	29.87	71.73	6279	508	285	290	325			
QVC56ZC	250 MCM CU	280	13.28	29.13	31.27	76.38	7296	559	310	315	360			
QVD56ZC	350 MCM CU	280	15.72	31.57	33.71	81.64	9056	584	375	385	435			
QVE56ZC	500 MCM CU	280	18.77	34.62	36.75	88.23	11609	635	450	470	535			
QVF56XC	750 MCM CU	280	24.59	40.69	43.33	102.44	16365	737	545	570	670			
28kV 133% Copper Three Conductor														
QB656ZC	1 AWG CU	345	7.59	26.64	28.78	69.37	4498	508	170	165	185			
QB856ZC	1/0 AWG CU	345	8.59	27.64	29.77	71.51	4958	508	195	195	215			
QB956ZC	2/0 AWG CU	345	9.60	28.65	30.78	75.33	5763	533	220	220	245			
QBA56ZC	3/0 AWG CU	345	10.82	29.87	32.00	77.97	6448	559	250	250	285			
QBB56ZC	4/0 AWG CU	345	12.14	31.19	33.32	80.82	7277	584	285	290	325			
QBC56ZC	250 MCM CU	345	13.28	32.59	34.72	83.84	8063	610	310	315	360			
QBD56ZC	350 MCM CU	345	15.72	35.03	37.16	89.11	9866	635	375	385	435			
QBE56ZC	500 MCM CU	345	18.77	38.07	40.21	95.69	12474	686	450	470	535			

†Ampacities are based on the following:

Information Subject to Change without Notice.

PRODUCT NOTES:

Three Phase Operation

▲ Items are Prysmian authorized stock.
The above dimensions are approximate and subject to normal manufacturing tolerances.
All metric (SI) dimensions are derived from a soft conversion.

Underground Duct: Single three-conductor cable in plastic duct, 75cm depth of burial, 90°C conductor temperature, 20°C ambient temperature, earth RHO of 90°C-cm/Watt, 100% load factor, and shields short-circuited.


Conduit in Air: Single three-conductor cable, 90°C conductor temperature, 40°C ambient temperature, and shields short-circuited.

Isolated In Air: Single three-conductor cable, 90°C conductor temperature, 40°C ambient temperature, and shields short-circuited.



1-800-845-8507 (US)
1-800-263-4405 (West-CAN)
1-800-361-1418 (East-CAN)

www.prysmianusa.com
www.prysmiancanada.com



3/C TRXLPE POWER CSA

28kV

100% | 133%

Product Number	Conductor Size	Insulation Thickness (mil/s)	Conductor Diameter (mm)				Insulation Shield Diameter (mm)	Jacket Diameter (mm)	Cable Weight (kg/km)	Minimum Bending Radius (mm)	90°C		
			(A)	(B)	(C)	(D)					Underground Duct	Conduit in Air	Isolated in Air
28kV 100% Aluminum Three Conductor													
QV056ZC	1 AWG AL	280	7.65	23.24	24.92	60.62	2769	432	135	130	145		
QVQ56ZC	1/0 AWG AL	280	8.59	24.18	25.86	62.65	2989	457	150	150	170		
QVR56ZC	2/0 AWG AL	280	9.60	25.20	26.87	64.85	3244	457	170	170	190		
QVS56ZC	3/0 AWG AL	280	10.82	26.42	28.55	68.47	3654	483	195	195	220		
QVT56ZC	4/0 AWG AL	280	12.14	27.74	29.87	71.32	3876	508	220	225	255		
QVU56ZC	250 MCM AL	280	13.28	29.13	31.27	75.97	4657	533	245	250	280		
QVV56ZC	350 MCM AL	280	15.72	31.57	33.71	81.23	5454	584	295	305	345		
QVW56ZC	500 MCM AL	280	18.80	34.65	36.78	87.87	6569	635	355	380	425		
QVX56ZC	750 MCM AL	280	23.11	39.22	41.86	98.84	8566	711	440	470	540		
QVY56ZC	1000 MCM AL	280	26.92	43.03	45.67	107.07	10248	762	510	550	635		
28kV 133% Aluminum Three Conductor													
QB056ZC	1 AWG AL	345	7.65	26.70	28.83	69.07	3460	508	135	130	145		
QBQ56ZC	1/0 AWG AL	345	8.59	27.64	29.77	71.10	3699	508	150	150	170		
QBR56ZC	2/0 AWG AL	345	9.60	28.65	30.78	74.92	4236	533	170	170	190		
QBS56ZC	3/0 AWG AL	345	10.82	29.87	32.00	77.56	4586	559	195	195	220		
QBT56ZC	4/0 AWG AL	345	12.14	31.19	33.32	80.41	4842	584	220	225	255		
QBU56ZC	250 MCM AL	345	13.28	32.59	34.72	83.43	5393	584	245	250	280		
QBV56ZC	350 MCM AL	345	15.72	35.03	37.16	88.69	6233	635	295	305	345		
QBW56ZC	500 MCM AL	345	18.80	38.10	40.23	95.33	7403	686	355	380	425		
QBX56ZC	750 MCM AL	345	23.11	42.67	45.31	106.31	9492	762	440	470	540		

†Ampacities are based on the following:

Information Subject to Change without Notice.

PRODUCT NOTES:

Three Phase Operation

▲ Items are Prysmian authorized stock.
The above dimensions are approximate and subject to normal manufacturing tolerances.
All metric (SI) dimensions are derived from a soft conversion.

Underground Duct: Single three-conductor cable in plastic duct, 75cm depth of burial, 90°C conductor temperature, 20°C ambient temperature, earth RHO of 90°C-cm/Watt, 100% load factor, and shields short-circuited.


Conduit in Air: Single three-conductor cable, 90°C conductor temperature, 40°C ambient temperature, and shields short-circuited.

Isolated In Air: Single three-conductor cable, 90°C conductor temperature, 40°C ambient temperature, and shields short-circuited.



1-800-845-8507 (US)
1-800-263-4405 (West-CAN)
1-800-361-1418 (East-CAN)

www.prysmianusa.com
www.prysmiancanada.com



3/C TRXLPE POWER CSA

35kV
100% | 133%

Product Number	Conductor Size	Insulation Thickness (mil/s)	Conductor Dimensions				Jacket Diameter (mm)	Cable Weight (kg/km)	Minimum Bending Radius (mm)	90°C Ampacity (Amps)		
			(A)	(B)	(C)	(D)				Underground Duct	Conduit in Air	Isolated in Air
35kV 100% Copper Three Conductor												
QB856ZC	1/0 AWG CU	345	8.59	27.64	29.77	71.51	4958	508	195	195	215	
QB956ZC	2/0 AWG CU	345	9.60	28.65	30.78	75.33	5763	533	220	220	245	
QBA56ZC	3/0 AWG CU	345	10.82	29.87	32.00	77.97	6448	559	250	250	285	
QBB56ZC	4/0 AWG CU	345	12.14	31.19	33.32	80.82	7277	584	285	290	325	
QBC56ZC	250 MCM CU	345	13.28	32.59	34.72	83.84	8063	610	310	315	360	
QBD56ZC	350 MCM CU	345	15.72	35.03	37.16	89.11	9866	635	375	385	435	
QBE56ZC	500 MCM CU	345	18.77	38.07	40.21	95.69	12474	686	450	470	535	
35kV 133% Copper Three Conductor												
QC856ZC	1/0 AWG CU	420	8.59	31.60	33.73	81.70	6067	584	195	195	215	
QC956ZC	2/0 AWG CU	420	9.60	32.61	34.75	83.89	6638	610	220	220	245	
QCA56ZC	3/0 AWG CU	420	10.82	33.83	35.97	86.53	7348	610	250	250	285	
QCB56ZC	4/0 AWG CU	420	12.14	35.15	37.29	89.38	8204	635	285	290	325	
QCC56ZC	250 MCM CU	420	13.28	36.55	38.68	92.40	9018	660	310	315	360	
QCD56ZC	350 MCM CU	420	15.72	38.99	41.63	98.76	11026	711	375	385	435	
QCE56ZC	500 MCM CU	420	18.77	42.04	44.68	105.34	13705	762	450	470	535	

†Ampacities are based on the following:

Information Subject to Change without Notice.

PRODUCT NOTES:

Three Phase Operation

▲ Items are Prysmian authorized stock.
The above dimensions are approximate and subject to normal manufacturing tolerances.
All metric (SI) dimensions are derived from a soft conversion.

Underground Duct: Single three-conductor cable in plastic duct, 75cm depth of burial, 90°C conductor temperature, 20°C ambient temperature, earth RHO of 90°C-cm/Watt, 100% load factor, and shields short-circuited.


Conduit in Air: Single three-conductor cable, 90°C conductor temperature, 40°C ambient temperature, and shields short-circuited.

Isolated In Air: Single three-conductor cable, 90°C conductor temperature, 40°C ambient temperature, and shields short-circuited.



1-800-845-8507 (US)
1-800-263-4405 (West-CAN)
1-800-361-1418 (East-CAN)

www.prysmianusa.com
www.prysmiancanada.com



3/C TRXLPE POWER CSA

35kV
100% | 133%

Product Number	Conductor Size	Insulation Thickness (mil/s)	Conductor Dimensions (mm)				Jacket Diameter (mm)	Cable Weight (kg/km)	Minimum Bending Radius (mm)	90°C Ampacity (Amps)		
			(A)	(B)	(C)	(D)				Underground Duct	Conduit in Air	Isolated in Air
35kV 100% Aluminum Three Conductor												
QBQ56ZC	1/0 AWG AL	345	8.59	27.64	29.77	71.10	3699	508	150	150	170	
QBR56ZC	2/0 AWG AL	345	9.60	28.65	30.78	74.92	4236	533	170	170	190	
QBS56ZC	3/0 AWG AL	345	10.82	29.87	32.00	77.56	4586	559	195	195	220	
QBT56ZC	4/0 AWG AL	345	12.14	31.19	33.32	80.41	4842	584	220	225	255	
QBU56ZC	250 MCM AL	345	13.28	32.59	34.72	83.43	5393	584	245	250	280	
QBV56ZC	350 MCM AL	345	15.72	35.03	37.16	88.69	6233	635	295	305	345	
QBW56ZC	500 MCM AL	345	18.80	38.10	40.23	95.33	7403	686	355	380	425	
QBX56ZC	750 MCM AL	345	23.11	42.67	45.31	106.31	9492	762	440	470	540	
35kV 133% Aluminum Three Conductor												
QCQ56ZC	1/0 AWG AL	420	8.59	31.60	33.73	81.29	4772	584	150	150	170	
QCR56ZC	2/0 AWG AL	420	9.60	32.61	34.75	83.48	5076	610	170	170	190	
QCS56ZC	3/0 AWG AL	420	10.82	33.83	35.97	86.12	5450	610	195	195	220	
QCT56ZC	4/0 AWG AL	420	12.14	35.15	37.29	88.97	5733	635	220	225	255	
QCU56ZC	250 MCM AL	420	13.28	36.55	38.68	91.99	6313	660	245	250	280	
QCV56ZC	350 MCM AL	420	15.72	38.99	41.63	98.35	7353	711	295	305	345	
QCW56ZC	500 MCM AL	420	18.80	42.06	44.70	104.99	8595	737	355	380	425	

†Ampacities are based on the following:

Information Subject to Change without Notice.

PRODUCT NOTES:

Three Phase Operation

▲ Items are Prysmian authorized stock.
The above dimensions are approximate and subject to normal manufacturing tolerances.
All metric (SI) dimensions are derived from a soft conversion.

Underground Duct: Single three-conductor cable in plastic duct, 75cm depth of burial, 90°C conductor temperature, 20°C ambient temperature, earth RHO of 90°C-cm/Watt, 100% load factor, and shields short-circuited.

Conduit in Air: Single three-conductor cable, 90°C conductor temperature, 40°C ambient temperature, and shields short-circuited.

Isolated In Air: Single three-conductor cable, 90°C conductor temperature, 40°C ambient temperature, and shields short-circuited.



1-800-845-8507 (US)
1-800-263-4405 (West-CAN)
1-800-361-1418 (East-CAN)

www.prysmianusa.com
www.prysmiancanada.com